

# Covid-19 Latest Sunderland Data

Up to 17 October 2021


**Total tests undertaken** throughout pandemic

**1,343,238**




**Total tests with +ve result** throughout pandemic

**56,269**




**Test positivity** throughout pandemic

**4.2%**




**Total individuals tested** in the last 7 days

**28,486**





**Total tests with +ve result** in the last 7 days

**1,460**



**Test positivity** in the last 7 days

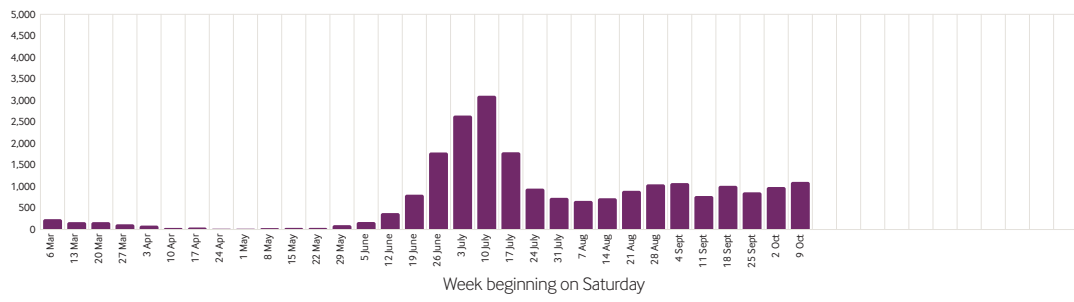
**5.1%** 



People can have more than one test, but are only counted as a case once

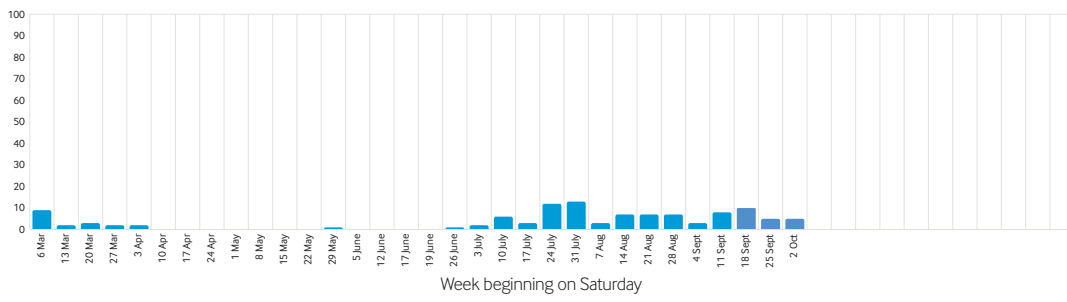
## Number of new Covid-19 cases per week

(based on specimen date)



## Number of deaths involving Covid-19 per week

(based on date of death)



## Number of cases

Throughout the pandemic

**44,213**

In the last 7 days (11–17 Oct)

**1,144** 

In the previous 7 days (04–10 Oct)

**1,036** 

## Cases per 100,000 population

Throughout the pandemic

**15,912.8**

In the last 7 days (11–17 Oct)

**411.7** 

In the previous 7 days (04–10 Oct)

**372.9** 

People can have more than one test, but are only counted as a case once


## Number of deaths involving Covid-19 (we are now reporting deaths in line with the ONS definitions)

Throughout the pandemic

**949**



In the last 7 days (25 Sept–01 Oct)

**5** 



In the previous 7 days (18–24 Sept)

**5** 



Direction of travel compares the current snapshot with the previous snapshot