

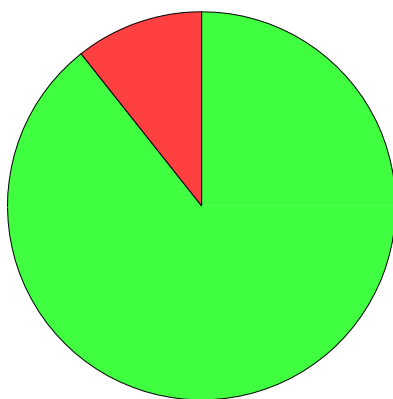
Consultation Findings – Housing Strategy for Sunderland 2017 - 2022

Background

The consultation period for the draft Housing Strategy for Sunderland was between 15th May and 25th June 2017. Consultation was via a survey (both on line and through paper copies) which sought views on the strategy's key priorities and headline actions.

Question

Do you agree with the priorities in the Housing Strategy?



	% Total
<input checked="" type="checkbox"/> Yes	84.81%
<input checked="" type="checkbox"/> No	10.13%
<input type="checkbox"/> [No Response]	5.06%
Total	100.00%

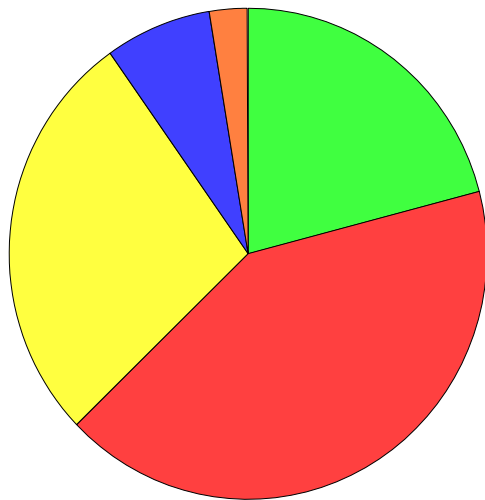
Summary of Comments on the Housing Strategy Priorities

Some respondents commented that:

- improving existing stock; especially returning empty homes back into use, was the most important priority;
- there were strong feelings about not building on the Green Belt and regenerating brownfield sites instead;
- there was overwhelming support for supporting vulnerable people to access and maintain housing;
- they supported housing growth but not everywhere and not every type; and
- they wanted affordable housing to be the priority housing type, built on brownfield sites.

Question - Chapter 1 Maximising housing growth and increasing the choice of housing

To what extent do you agree or disagree with these headline actions for maximising housing growth and increasing the choice of housing?



	% Total
■ Strongly Agree	20.25%
■ Agree	40.51%
■ Neither Agree nor Disagree	26.58%
■ Disagree	6.96%
■ Strongly Disagree	2.53%
□ [No Response]	3.16%
Total	100.00%

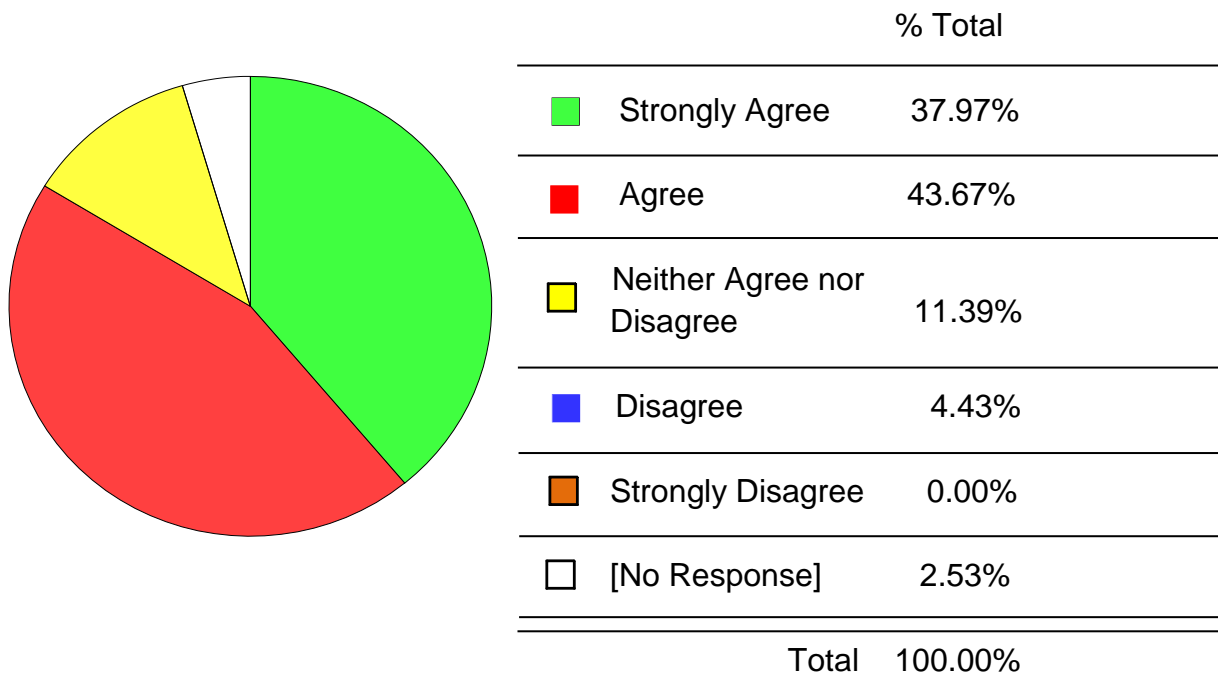
Summary of Comments on the Headline Actions for Maximising Housing Growth

Some respondents commented that:

- they were concerned about whether the existing infrastructure could cope with the amount of housing growth suggested;
- they preferred brownfield and areas of “low demand” for development rather than Green Belt;
- they were strongly opposed to building on the Green Belt;
- affordable housing was a priority for them above any other type of housing;
- housing growth should be near to or in the City Centre;
- there should be as emphasis on the quality of housing (including sustainable eco housing) and not just quantity;
- they did not support the building of executive housing;
- they supported housing for older people but also want more housing options for younger people;
- the Council should ask residents where they would like to see housing built;
- there should be clearer links between this and the Local Plan; and
- more modern methods of construction for building houses should be used.

Question – Chapter 2 Making better use of our existing housing and improving our neighbourhoods

To what extent do you agree or disagree with these headline actions for making the best use of existing homes and improving our neighbourhoods?



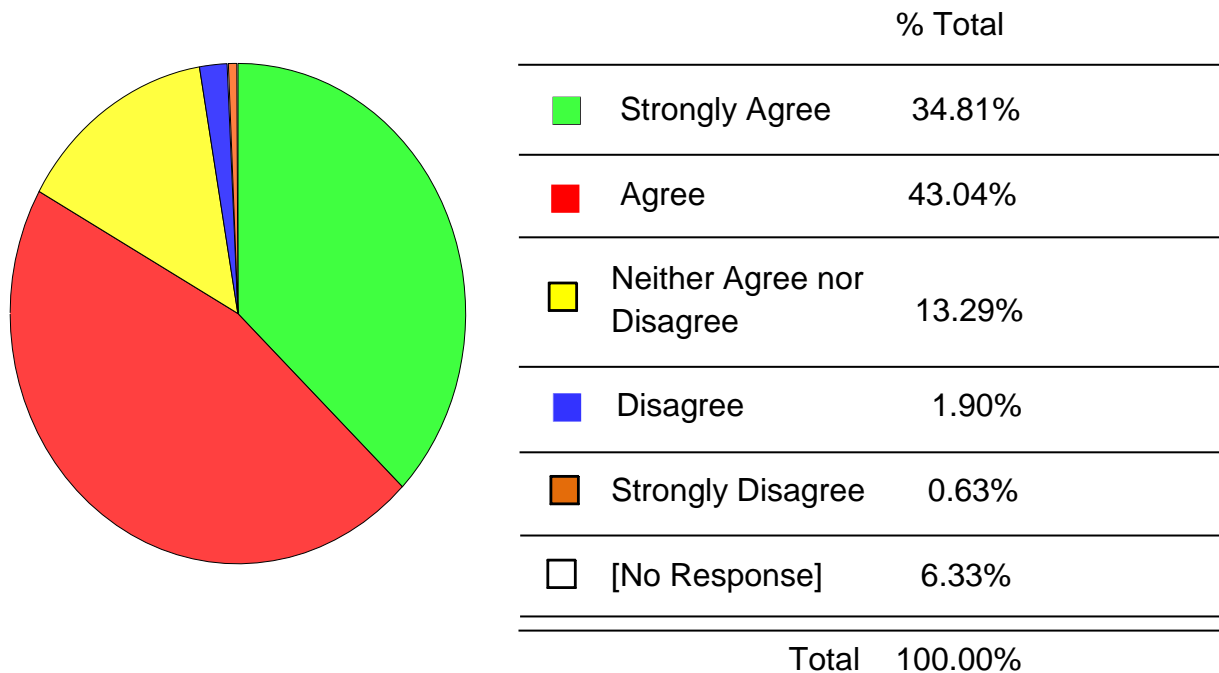
Summary of Comments on the Headline Actions for Improving Existing Stock and Neighbourhoods

Some respondents commented that:

- they were concerned about the growth of the private rented sector (PRS) and the standards of property and management of this sector;
- in neighbourhoods in decline there should be early intervention, demolition, enforcement;
- returning to use empty homes should be a priority ;
- Houses in Multiple Occupation should be returned to use as family homes; and
- address City Centre and other centres such as Houghton, Hetton and Washington

Question - Chapter 3 Supporting vulnerable people to access and maintain housing

To what extent do you agree or disagree with these headline actions for supporting vulnerable people to access and maintain housing?



Headline Actions – Supporting Vulnerable People to Access and Maintain Housing

Some respondents commented that:

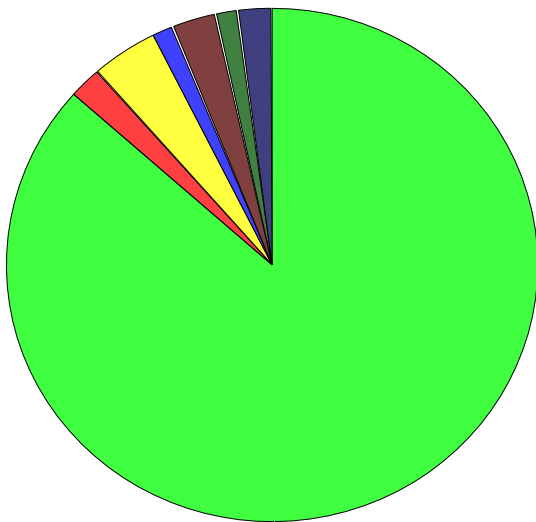
- They would like to see a greater range of housing for older people but also to give more consideration to the housing needs of young people.
- with regard to Gypsy and Traveller sites, communities should be consulted fully on the proposed sites and they should be well-managed.
- They were concerned about Welfare reform and its impact, especially on young people and supported employment were raised as issues.
- housing should meet the needs of people with specific disabilities.
- They supported the work on improving the health of homeless people and using empty homes for homeless people.

Equality and Other Data

Question

Are you responding to this consultation as

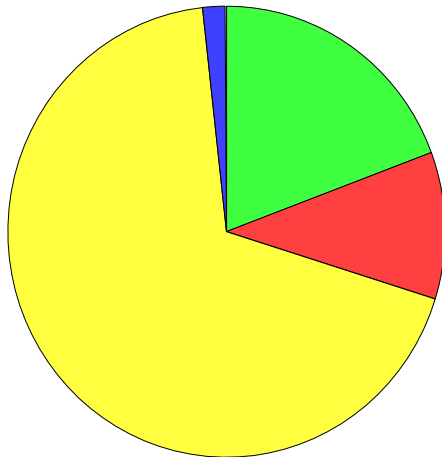
% Total



<input type="checkbox"/>	A Resident	81.65%
<input type="checkbox"/>	A Business Representative	1.90%
<input type="checkbox"/>	A Voluntary Group Or Organisation	3.80%
<input type="checkbox"/>	A Representative of a Community Interest Group	1.27%
<input type="checkbox"/>	A Neighbourhood Group	0.00%
<input type="checkbox"/>	A Representative of a Public Sector Organisation	2.53%
<input type="checkbox"/>	A Partner/Stakeholder	1.27%
<input type="checkbox"/>	Prefer Not to Say	1.90%
<input type="checkbox"/>	[No Response]	5.70%
Total		100.00%

Question

Is the house that you live in

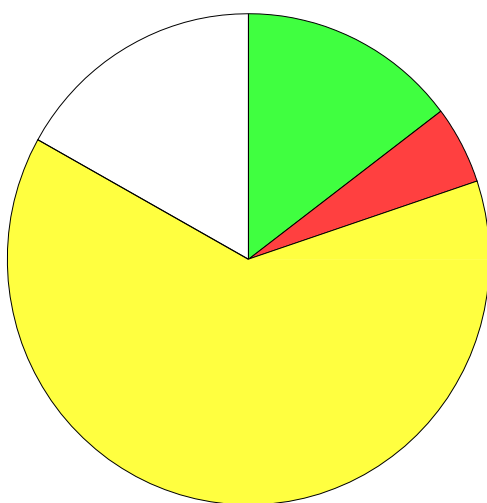


	% Total
Socially Rented (Rented Through a Housing Association) ?	6.96%
Privately Rented (Through a Private Landlord) ?	3.80%
Owned?	24.68%
Prefer not to Say?	0.63%
Other ?	0.00%
[No Response]	63.92%
Total	100.00%

Question

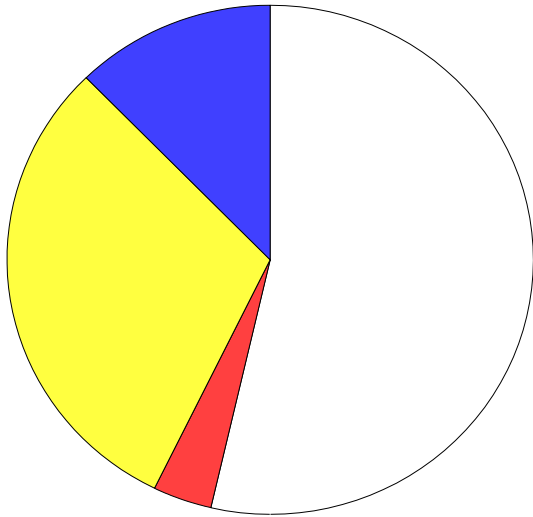
Do you think that this strategy will impact in a positive or negative way on any individuals with the following protected characteristics?

Race



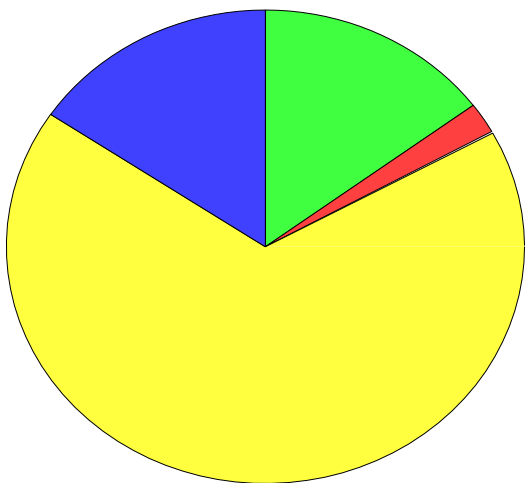
	% Total
Positive	12.66%
Negative	4.43%
Neither Positive nor Negative	54.43%
Not Sure	14.56%
[No Response]	13.92%
Total	100.00%

Disability



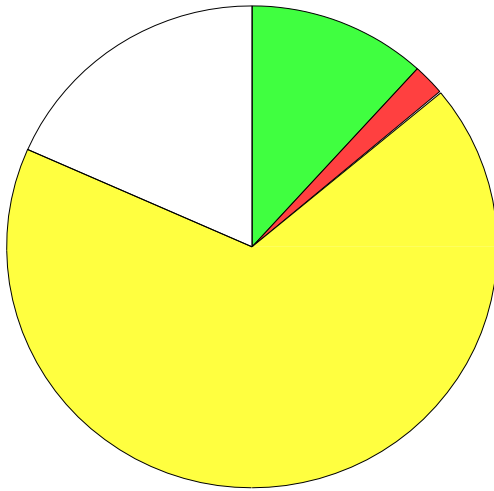
	% Total
■ Positive	46.84%
■ Negative	3.16%
■ Neither Positive nor Negative	26.58%
■ Not Sure	10.76%
■ [No Response]	12.66%
Total	100.00%

Marriage and Civil Partnership



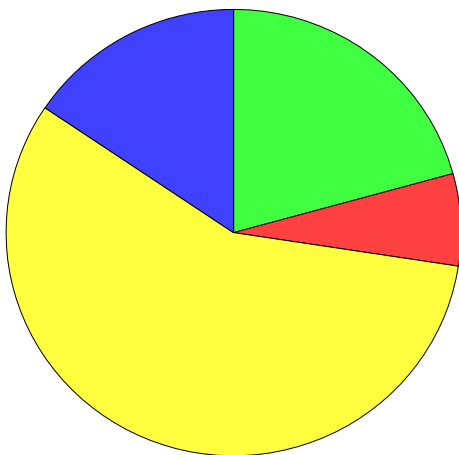
	% Total
■ Positive	12.66%
■ Negative	1.90%
■ Neither Positive nor Negative	57.59%
■ Not Sure	13.29%
■ [No Response]	14.56%
Total	100.00%

Gender or Gender Assignment



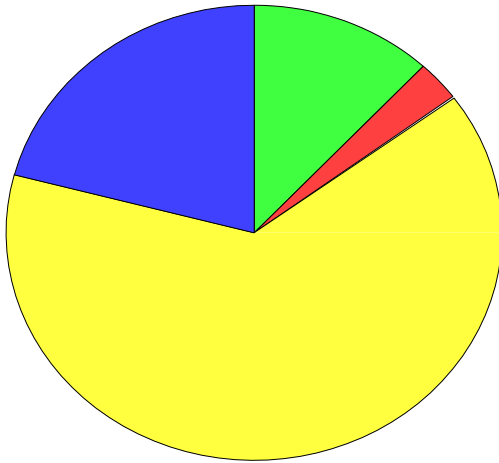
	% Total
■ Positive	12.66%
■ Negative	4.43%
■ Neither Positive nor Negative	54.43%
■ Not Sure	14.56%
□ [No Response]	13.92%
Total	100.00%

Pregnancy & Maternity



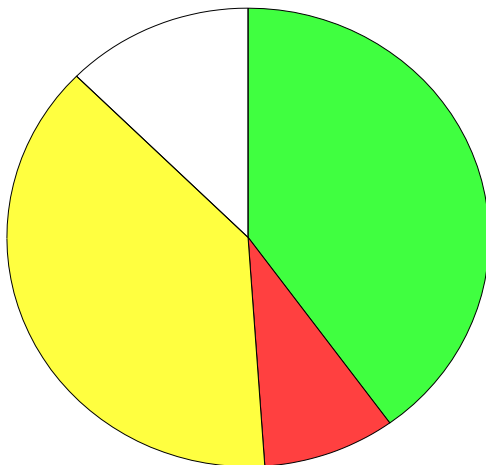
	% Total
■ Positive	17.72%
■ Negative	5.70%
■ Neither Positive nor Negative	48.73%
■ Not Sure	13.29%
□ [No Response]	14.56%
Total	100.00%

Sexual Orientation



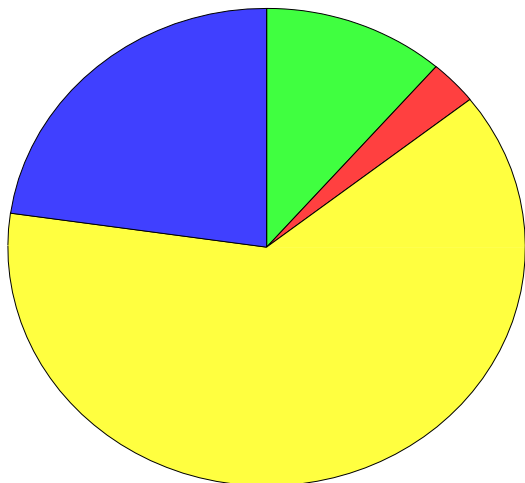
	% Total
■ Positive	10.13%
■ Negative	2.53%
■ Neither Positive nor Negative	54.43%
■ Not Sure	17.72%
■ [No Response]	15.19%
Total	100.00%

Age



	% Total
■ Positive	13.18%
■ Negative	7.59%
■ Neither Positive nor Negative	32.91%
■ Not Sure	10.76%
■ [No Response]	14.56%
Total	100.00%

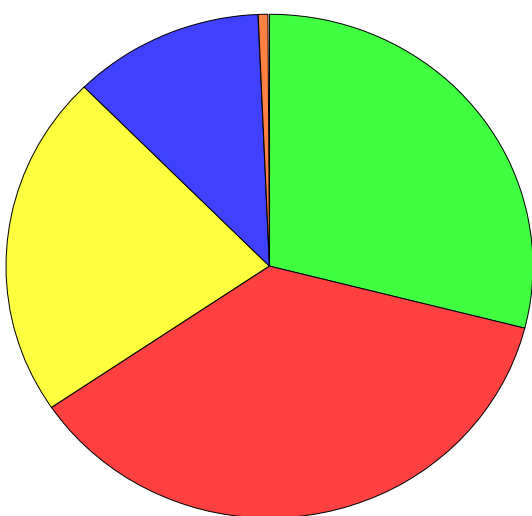
Religion, Faith and Belief



	% Total
■ Positive	9.49%
■ Negative	2.53%
■ Neither Positive nor Negative	52.53%
■ Not Sure	18.99%
□ [No Response]	16.46%
Total	100.00%

Question

How easy did you find it to identify Sunderland City Council's priorities for housing in the Draft Housing Strategy document?



	% Total
■ Very Easy	26.58%
■ Easy	33.54%
■ Neither Difficult or Easy	20.25%
■ Difficult	10.76%
■ Don't Know	0.63%
□ [No Response]	8.23%
Total	100.00%

