

Report Settings Summary

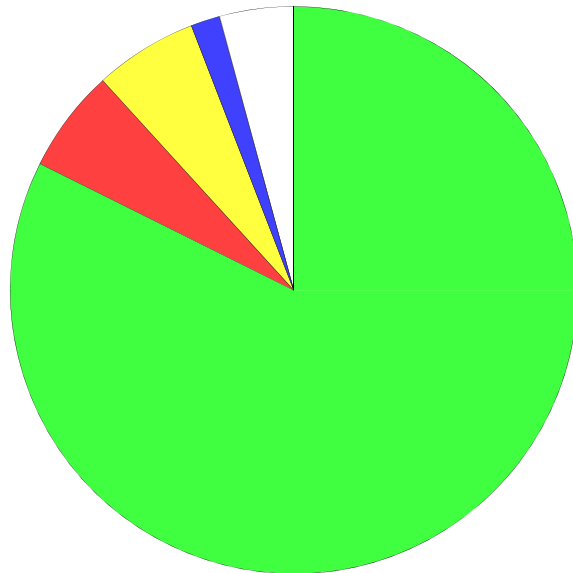
Event	Housing Allocations Scheme 2018
Total Responses	121
Total Respondents	3
Questions	All
Filter	<i>(none)</i>
Pivot	<i>(none)</i>
Document Name	Housing Allocations - 18 January 2019
Created on	2019-01-18 15:46:10
Created by	

Question 1 - What are you?

Question 1 - What or who are you?

Question responses: 119 (98.35%)

Are you



	% Total	% Answer	Count
■ A local resident	80.99%	82.35%	98
■ A member of a voluntary or community organisation	5.79%	5.88%	7
■ A Social Landlord/Housing Association	5.79%	5.88%	7
■ A Private Landlord	1.65%	1.68%	2
■ An Elected Member of Sunderland City Council	4.13%	4.20%	5
■ [No Response]	1.65%	--	2
Total	100.00%	100.00%	121

Question 2 - Ever been on the register?

Question responses: **120 (99.17%)**

Have you been registered for housing with Sunderland City Council in the last 5 years. (Please note Sunderland City Council is not part of any other housing provider and does not own any housing stock)



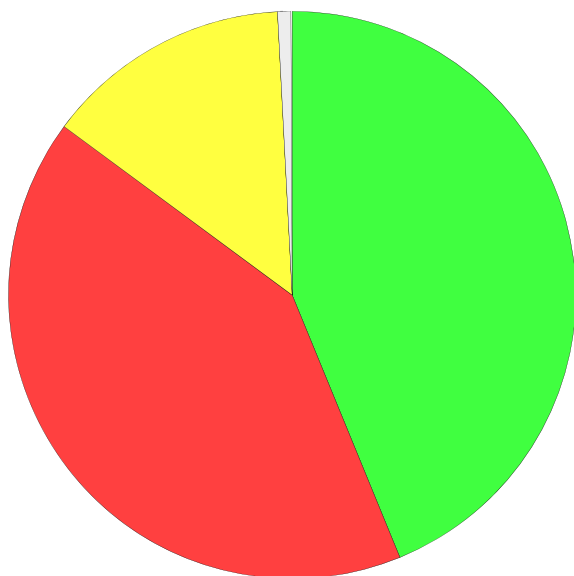
	% Total	% Answer	Count
■ Currently on	34.71%	35.00%	42
■ Previously on	8.26%	8.33%	10
■ Never been on	33.88%	34.17%	41
■ Unsure	7.44%	7.50%	9
■ Not applicable	14.88%	15.00%	18
■ [No Response]	0.83%	--	1
Total	100.00%	100.00%	121

Question 3 - Are you currently on the register?

Question 3 - Are you currently on the register?

Question responses: 120 (99.17%)

Are you currently registered with any housing providers? (eg Gentoo, Bernicia, Home, Thirteen etc)



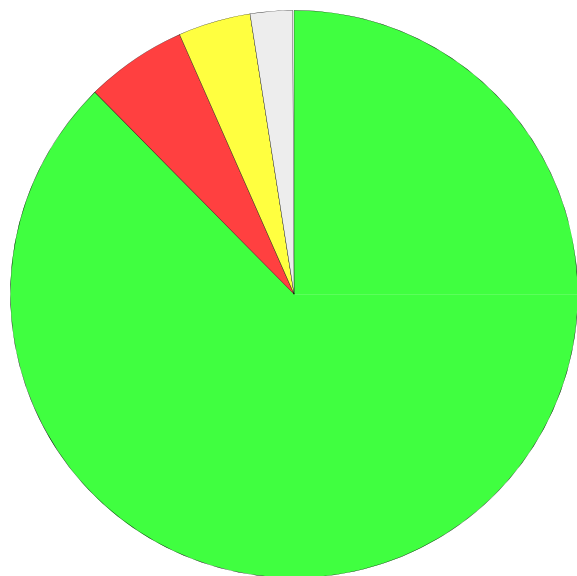
	% Total	% Answer	Count
Yes	43.80%	44.17%	53
No	41.32%	41.67%	50
Not applicable	14.05%	14.17%	17
[No Response]	0.83%	--	1
Total	100.00%	100.00%	121

Question 4 - Do you agree with our aims?

Question responses: **118 (97.52%)**

Our current housing allocation scheme needs updating due to legislative changes that have been introduced including the Homelessness Reduction Act 2017. This means the government has changed things that we as a council have to do when allocating housing.

Do you agree with these aims?

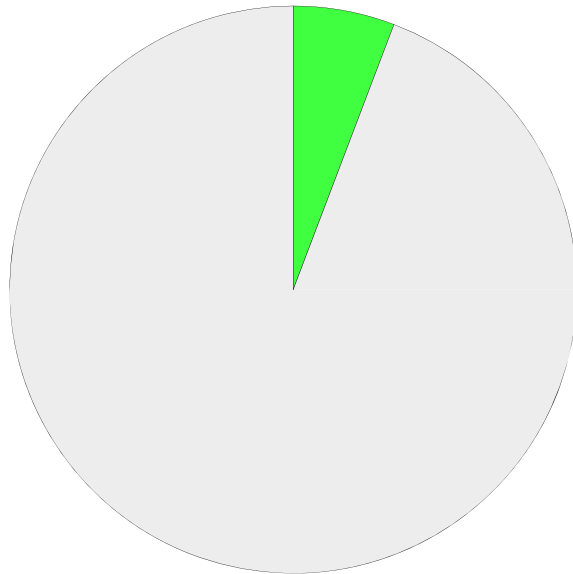


	% Total	% Answer	Count
■ Yes	87.60%	89.83%	106
■ No	5.79%	5.93%	7
■ Don't know	4.13%	4.24%	5
■ [No Response]	2.48%	--	3
Total	100.00%	100.00%	121

Question 4 - If no, why?

Question responses: 7 (5.79%)

If no, please tell us why here.



	% Total	% Answer	Count
■ [Responses]	5.79%	100.00%	7
■ [No Response]	94.21%	--	114
Total	100.00%	100.00%	121

ID	Consultation Point	Consultee	Agent	Answer	Date	Version	Status	Type
				Mixed neighbourhoods do not always work as most of the residents have been in the area for a long time and do not welcome strangers well and it creates animosity.	21/10/18 13:41	0.1	Submitted	web