



January 2013

South Tyne & Wear Waste Management Partnership

# Joint Municipal Waste Management Strategy

Review 2012

## **Joint Municipal Waste Management Strategy Review 2012**

The Joint Municipal Waste Management Strategy (JMWMS) was adopted in 2007 as a 20 year strategy. The JMWMS contains a commitment to review the headline strategy at least every five years.

This document is the outcome of the strategy review and has taken account of changes and developments from 2007 – 2012, including:

- European, national and regional policy and legislation
- General waste industry changes
- Public feedback received by the partner authorities
- Changes in services made by partner authorities
- Current performance and future targets
- Financial context and authorities' medium term financial strategies

The structure of the review is:

- |  |        |
|--|--------|
| • Section 1 – Context  | Page 3 |
| • Section 2 – Baseline Review summary – current position and performance of partner authority waste services | Page 4 |
| • Section 3 – Achievements against JMWMS policies over the last five years                                   | Page 4 |
| • Section 4 – Future JMWMS objectives  | Page 5 |
| • Section 5 – Future JMWMS policies  | Page 7 |

Appendices are as follows:

- |   |         |
|---|---------|
| • Appendix 1 – Baseline Review detail                       | Page 10 |
| • Appendix 2 – Detailed achievements against JMWMS policies | Page 21 |
| • Appendix 3 – Future actions against JMWMS policies        | Page 29 |

## **Section 1 – Context**

The waste management services and performance of those services have changed dramatically in the last five years. The Baseline Review summary in section 2 reflects these changes, with the detail provided in appendix 1.

The changes are also evidenced through the achievements against each policy over the last five years in section 3.

The government's Waste Review 2011 has influenced future actions where there is a defined role for local authorities. Some provisions in Waste Review 2011 do not result in specific actions for local authorities but are worthy of note. These include:

- Confirmation of EU recycling targets of 50% by 2020, whilst recognising that different local authorities have different circumstances and a blanket 50% target for authorities is not appropriate
- Considering how existing Producer Responsibility Schemes can be simplified, and looking at the case for introducing further Producer Responsibility Schemes
- Working with business across the supply chain to recycle more packaging
- Developing waste regulation, including more enforcement of the waste carrier regime and raising awareness amongst businesses of their responsibilities
- Consulting on restricting landfilling of certain materials, including wood, textiles and biodegradable waste

The revised EU Waste Framework Directive entered into force in 2008 and has the waste hierarchy at its heart. The directive was transposed into national law by The Waste (England and Wales) Regulations 2011.

Authorities use consultation and other feedback from the public to inform development of waste related services. Consultations over the last five years show that the public is broadly supportive of following the principles of the waste hierarchy and in particular increasing recycling.

The above context and achievements to date have been used to update the wording of the objectives and policies, which are provided in sections 4 and 5.

## **Section 2 – Baseline Review**

The full Baseline Review is provided in **appendix 1** with key themes outlined below.

Overall levels of municipal waste have fallen across the partnership area over the last five years, standing at 312,741 tonnes in 2011/12 from a total of 362,092 tonnes in 2006/07.

Waste collection services have continued to improve, in particular the development of kerbside recycling services and bring sites.

This service development has contributed to a rise in recycling levels, which stand at 36.6% of municipal waste in 2011/12.

In addition to recycling levels rising, more material has been diverted from landfill with 61.6% of municipal waste going to landfill in 2011/12. The remaining 1.8% of municipal waste was used for energy recovery.

## **Section 3 – Achievements over the last five years**

**Appendix 2** provides details of achievements and progress against the JMWMS policies over the last five years. A summary is provided here.

Waste management services have been enhanced over the last five years, with the notable introduction of the blue bin kerbside recycling service. This enables a greater range of materials to be recycled at the kerbside. Alongside this there have been developments in communal recycling and bring sites, and services to allow Waste Electrical and Electronic Equipment (WEEE) to be recovered.

Authorities reached financial close on the Residual Waste Treatment Contract. When service commences in 2014, residual waste will be diverted from landfill and sent to an Energy from Waste (EfW) plant to generate electricity. The contract will save money compared with continuing to send waste to landfill and also reduce the impact of waste disposal on the environment.

Planning and procurement policies and activities play an important role in waste management, and several developments have taken place over the last five years.

Authorities have developed reuse activities, particularly with the voluntary sector. This includes furniture recycling and bike refurbishment. Other activities have also taken place with the voluntary sector, for example doorstep canvassing to promote recycling services.

A series of communications campaigns have promoted services and encouraged behavioural change. These included communications alongside the introduction of the blue bin scheme, love food hate waste, and the Defra-funded recycling incentives scheme.

Authorities have worked with a host of regional and national organisations to gain access to information and funding, and lobby for changes. These include Waste Resources Action Programme (WRAP), Waste Action Forum (WAF), Waste Aware North East (WANE), North East Recycling Forum (NERF), National Association of Waste Disposal Officers (NAWDO), Chartered Institution of Wastes Management (CIWM) and Local Authority Recycling Advisory Committee (LARAC).

## **Section 4 – Future JMWMS objectives**

Taking account of the context and achievements outlined, the JMWMS objectives have been updated to be the following:

### **1. The Partnership has set the following objectives for prioritising waste management:**

- Reduce the amount of waste that is generated;
- Reuse waste;
- Recycle and / or compost waste as far as this is practicable within economic and environmental constraints; and
- Recover energy from the remaining waste and finally dispose of residual waste safely.

### **2. In making decisions about how waste is managed, the objectives of the Partnership will be to:**

- Reduce as far as practicable the amount of waste that is generated;
- Consider the most appropriate and sustainable methods and technologies for dealing with waste;
- Deliver waste services that offer value for money;
- Manage waste at the nearest possible waste management facility to reduce the carbon footprint of waste transport;
- Manage and dispose of waste generated within the 'Partnership area' where this is feasible;
- Maximise recycling opportunities to turn one person's waste into another's resources;
- Maximise opportunities to create jobs in the waste sector;
- Ensure all is done to provide waste management services and facilities in the most user and environmentally friendly manner;
- Make services accessible to all people who live in, work in or visit the area, reducing their need to travel to dispose of waste;
- Manage waste in a way that takes account of the potential needs of future generations, avoiding, where practicable environmental damage and without endangering human health, taking into account climate change in its decisions; and
- Take account of life cycle impacts when dealing with waste and procuring goods and services.

### **3. The following objectives are those set out by the Partnership that are linked to waste reduction:**

- To educate the public and other stakeholders on waste reduction matters raising awareness and responsibilities.
- To work with others in the Region to urge the Government to introduce measures, and will also work with industry, to reduce packaging.
- To 'lead by example' in the introduction of best practice in minimising waste from their own operations, including Council contracts and purchasing practices.
- To minimise waste generation both in the construction phase of new developments, whether domestic, commercial or industrial, and throughout the lifetime of the properties.

**4. The Partnership has set the following objectives with respect to recycling and composting for the Strategy:**

- To achieve the targets set out in this Strategy for recycling and / or composting and, in the longer term, to exceed the statutory targets set by Government where this is practicable.
- Ensure that viable recycling facilities are available to all residents, including those living in flats and in rural areas.
- To ensure that all new developments include facilities for recycling and composting of waste wherever practicable.
- To increase awareness of waste management issues at home, at school, at work and to our visitors to encourage behavioural changes that maximise participation in recycling schemes.
- Work with industry and organisations such as WRAP to find and develop markets for recyclables and recycled products.
- Assist in building capacity in the voluntary sector to promote/support reuse and recycling of materials.

**5. The Partnership has set the following objectives regarding the disposal/treatment of waste:**

- To meet national waste recovery targets or to exceed these in the longer term where this is practicable.
- Reduce the amount of biodegradable municipal waste landfilled and lessen the reliance on landfill.

**6. The Partnership has set the following objectives regarding the provision of services and monitoring and review of the Strategy:**

- To work together to source funding for making the necessary changes and to share in the costs and benefits of delivering the Strategy.
- To prepare and deliver communication strategies to promote reduction, reuse and recycling within the community and to ensure that education and information relating to waste and environmental services is available for all.
- To ensure that accurate, regular ongoing monitoring is carried out so that future performance (such as reductions in the amount of waste generated) can be measured and reported.
- To keep the policies included in this Strategy under review and update action plans as necessary (reviewing them at least every year) and revise the headline Strategy before 2018. New versions will be posted on the councils' websites.

## **Section 5 – Future JMWMS policies**

Taking account of the context and achievements outlined, the JMWMS policies have been updated and will be the following:

<b>General principles</b>
<b>Policy 1:</b> The Partnership will follow the waste hierarchy set by the Government and firstly promote measures that reduce waste, then reuse waste, followed by recycling and composting and then finally recovery of value, including energy, from the waste prior to disposal.
<b>Policy 2:</b> In making decisions about how waste is managed, the Partnership will aim to: <ul style="list-style-type: none"><li>• Deliver waste services that offer value for money for the residents of South Tyne and Wear;</li><li>• Employ the most appropriate and sustainable methods and technologies for dealing with waste taking account of the overall objectives and aims detailed in this Strategy;</li><li>• Minimise the amount of waste that is landfilled, taking into account the cost of the alternatives;</li><li>• Provide waste management services and facilities in the most user friendly and environmentally sound manner through appropriate design of services and use of the Planning system. This will include a requirement for minimising environmental impacts, such as visual intrusion;</li><li>• Make waste management services readily accessible to all people who live, work and/or visit the South Tyne and Wear area. This includes reducing the need for people to travel to reuse/recycle/dispose of waste and includes ensuring that facilities are available for dealing with hazardous wastes (arising directly from household or from the treatment of MSW);</li><li>• Consider resource use and take account of lifecycle impacts when procuring all goods and services rather than treating waste management as a separate issue;</li><li>• Manage waste in a way that not only avoids environmental damage and danger to human health, but which also takes account of the potential needs of future generations and, in particular, climate change;</li><li>• Maximise the recycling opportunities to convert one person's waste into another's resources;</li><li>• Use the opportunities presented by new waste management arrangements to create jobs in the waste sector and, in particular, to promote and support the involvement of social enterprises in the provision of waste management services; and</li><li>• Be self sufficient by managing and disposing of waste generated in South Tyne and Wear within the 'Partnership area' where this is feasible and in line with other policies.</li></ul>
<b>Waste Reduction</b>
<b>Policy 3:</b> The Partnership will introduce measures to increase the level of education and understanding of waste reduction matters with all members of the general public and other stakeholders.
<b>Policy 4:</b> The Partnership acknowledges the impact of packaging on the overall amount of waste that is generated and will work with regional partners, industry and Government to reduce the amount of packaging produced.
<b>Policy 5:</b> The councils within the Partnership will introduce waste minimisation and reuse schemes in their own operations to lead by example and highlight best practice to the wider community. Where practicable, this will include waste reduction, reuse and recycling measures in contracts for council services. The councils will also endeavour to ensure that their contractors follow the same principles

<p><b>Policy 6:</b> The Partnership will use planning and permitting procedures to influence the level of waste generation throughout the whole life of new developments and redevelopments - from construction right through their operational lifetimes. This will be done irrespective of the nature of the developments, whether they are housing, commercial or industrial developments.</p>
<p><b>Recycling and Composting</b></p>
<p><b>Policy 7:</b> The Partnership will aim to achieve the following recycling / composting targets for household waste:</p> <ul style="list-style-type: none"> <li>• 45% by 2015</li> <li>• 50% by 2020</li> </ul> <p>In the longer term, the Partnership will look to exceed the national targets set by Government, where this is practicable</p>
<p><b>Policy 8:</b> Viable recycling facilities will be made available to all residents, including those in flats and rural locations. Recycling facilities will be designed to be easy for residents to use. Any new developments will be required to include recycling and composting facilities wherever practicable. The three councils will aim to fully harmonise arrangements for collection of recyclable materials.</p>
<p><b>Policy 9:</b> The Partnership will seek to create a change in behaviour in the community by promoting increased public awareness of waste management issues. Awareness raising campaigns will be targeted at people at home, at school, at work and to our visitors with the aim of maximising participation in recycling schemes.</p>
<p><b>Policy 10:</b> The Partnership will work with industry and organisations such as WRAP to encourage recycling of commercial and industrial waste and to find and develop markets for recyclable materials and recycled products. In addition, the Partnership will assist in building capacity in the voluntary sector to promote reuse and recycling of materials.</p>
<p><b>Policy 11:</b> In addition to introducing waste minimisation and reuse principles into their own operations, the councils within the Partnership will aim to purchase recycled products wherever feasible in order to stimulate the markets for recovered materials as well as leading by example and highlighting best practice to the wider community.</p>
<p><b>Residual Treatment</b></p>
<p><b>Policy 12:</b> In line with the Waste Hierarchy, the Partnership will aim to maximise reuse, recycling and composting before the residual waste is treated. The Partnership will aspire to meet the Waste Strategy 2007 targets for reducing waste that is not reused, recycled or composted:</p> <ul style="list-style-type: none"> <li>• Maximum of 225kg per person by 2020</li> </ul> <p>It will also aim to meet and where possible exceed the following national targets for recovery of municipal waste:</p> <ul style="list-style-type: none"> <li>• 67% by 2015</li> <li>• 75% by 2020</li> </ul> <p>Where practicable these will be exceeded in the longer term. The Partnership will aim to minimise the landfill of biodegradable waste, within economic constraints, in order to reduce methane emissions.</p> <p>The Partnership will also aim to recover energy, as well as materials, from waste before final disposal and will require the capture and utilisation of landfill gas from that waste which is landfilled.</p>
<p><b>Self-Sufficiency</b></p>
<p><b>Policy 13:</b> The Partnership will provide support, through Planning policy for example, to the development of new recycling, composting and residual treatment capacity within South Tyne and Wear where this does not conflict with other policies or Planning requirements.</p>



<b>Financing and Communications</b>
<b>Policy 14:</b> The Partnership will work together in sourcing funding for and delivering the necessary changes to services. The costs and benefits of delivering this Strategy will be shared between the Partnership authorities.
<b>Policy 15:</b> The Partnership acknowledges that education and communication are key components of the Strategy. The Partnership will prepare a Strategy to promote waste awareness and, in particular, the three R's to the whole of the community.
<b>Monitoring and Review</b>
<b>Policy 16:</b> Future performance monitoring is important to assess the effects of the Strategy. The Partnership will ensure that accurate, regular ongoing monitoring is carried out and that remedial steps are taken if it appears that targets are not likely to be met.
<b>Policy 17:</b> The Partnership will keep the policies included in this Strategy under review. Action Plans will be reviewed at least annually with a full Strategy review in 5 years. If required as a result of, for example, changes in legislation or local circumstances, the Strategy will be revised more frequently. Any changes to the Strategy will be subject to due democratic processes and further public consultation will be undertaken in the event of proposed significant changes to the Strategy. New versions will be posted on the Councils' websites.
<b>Policy 18:</b> The Partnership will monitor the development and adoption of LDFs and Local Plans and will have continuing dialogue with the Planning Authorities to ensure that the Strategy and emerging LDFs and Local Plans are mutually informed and support the development of appropriate facilities to enable the Strategy aims to be delivered. The aim will also be for Planning documents to support the policy of waste minimisation in new developments.

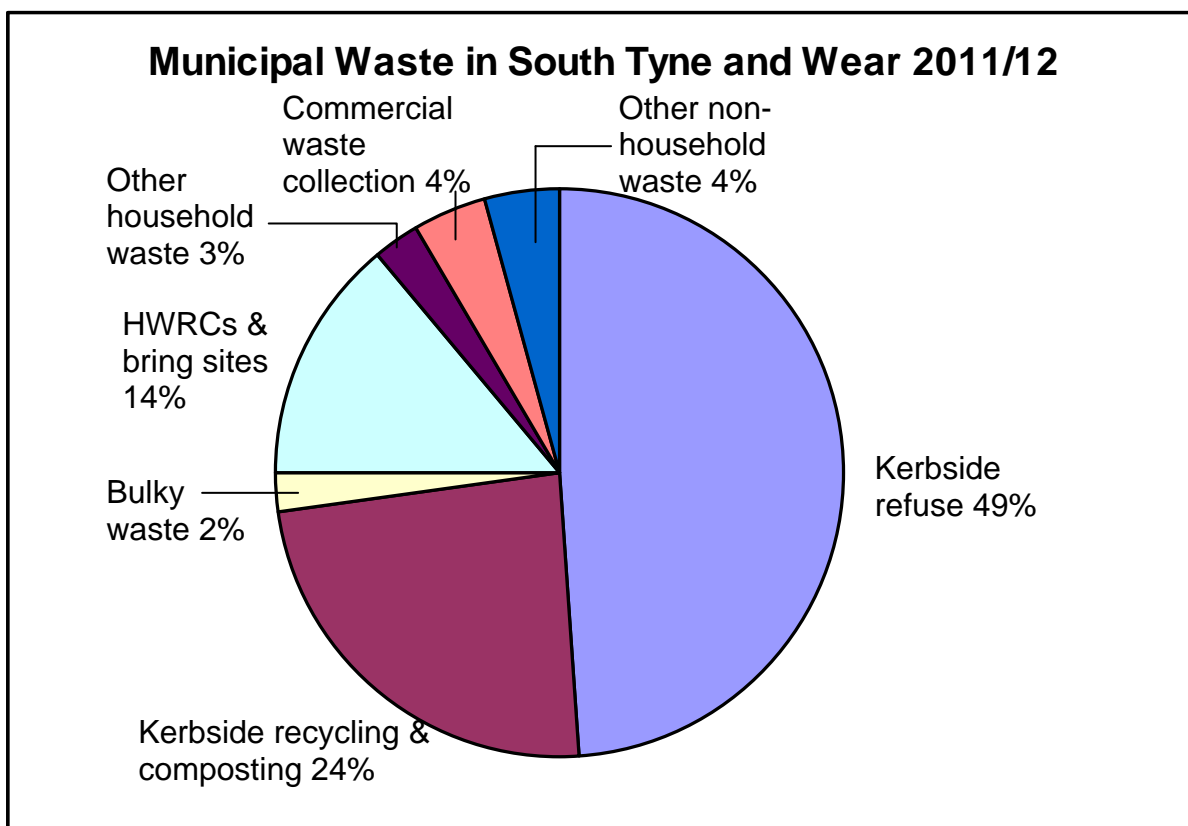
## **Appendix 1 – Baseline Review**

This section provides a summary of the current arrangements for waste management for the financial year 2011/12, in support of the rest of the strategy.

The South Tyne and Wear Waste Management Partnership produces some 312,741 tonnes of municipal waste each year, of which 274,941 tonnes is household waste. Levels of household waste equate to around 958 kg per household. Table two shows how each authority within the Partnership contributes to this total.

Figure 1 shows the proportions of non-household waste that made up municipal waste in South Tyne and Wear in 2011/12. Over half of the municipal waste is composed of regular household collections and 12% of the municipal waste arises from non-household sources.

Figure 1 – Municipal waste in South Tyne and Wear (2011/12)



The remainder of the Baseline Review is structured as follows:

- Waste Arisings
- Waste Management
- Performance Against Targets
- Future Waste Predictions
- Summary and Conclusions

## Waste Arisings

In 2011/12 approximately 312,741 tonnes of municipal waste was collected in South Tyne and Wear. 88% of this was household waste, and the remainder is classified as non-household municipal waste, comprising:

- Trade waste collections
- Rubble, tyres and soil, collected through Household Waste Recycling Centres (HWRCs) and
- Other non-household waste, which includes fly-tipping, tyres, etc

Table 2 – municipal waste in South Tyne and Wear 2011/12

	<b>Gateshead</b>	<b>South Tyneside</b>	<b>Sunderland</b>
Population <sup>1</sup>	191,700	153,700	283,500
Households <sup>2</sup>	92,330	69,820	124,850
Household Waste (t)	84,361	63,603	126,977
Non Household Waste (t)	9,841	14,318	13,641
Municipal Waste (t)	94,202	77,921	140,618
Household waste per household (kg)	914	910	1,017
Household waste per head (kg)	440	414	448

<sup>1</sup>Population figures are sourced from Office for National Statistics mid-2010 population estimates

<sup>2</sup>Household numbers are sourced from Waste Data Flow

Table 3 – municipal waste in South Tyne and Wear 2006/07 – 2010/11

		<b>Gateshead</b>	<b>South Tyneside</b>	<b>Sunderland</b>
2006/ 07	Household Waste (t)	99,845	72,044	143,485
	Non Household Waste (t)	10,959	19,659	16,100
	Municipal Waste (t)	110,804	91,703	159,585
2007/ 08	Household Waste (t)	98,039	71,855	139,163
	Non Household Waste (t)	12,427	16,696	16,505
	Municipal Waste (t)	110,466	88,551	155,668
2008/ 09	Household Waste (t)	91,418	71,245	136,355
	Non Household Waste (t)	13,611	14,864	12,866
	Municipal Waste (t)	105,029	86,109	149,221
2009/ 10	Household Waste (t)	87,094	67,252	133,233
	Non Household Waste (t)	14,562	13,479	11,661
	Municipal Waste (t)	101,656	80,731	144,894
2010/ 11	Household Waste (t)	85,388	66,586	127,855
	Non Household Waste (t)	12,950	10,158	15,012
	Municipal Waste (t)	98,338	76,744	142,867

## Waste management

Waste reduction and reuse are at the top of the waste hierarchy and these are promoted across the Partnership area in a number of ways. Appendix 2, which outlines progress against each of the policies over the last five years, contains details of a number of waste reduction and reuse activities introduced in the last five years.

The following parts of this section give further details of the collection services provided by each of the authorities, and how the waste collected is disposed of.

Table 4 summarises the quantities of waste collected through different types of collections across the three authorities and from the HWRCs.

Table 4 – breakdown of waste collected by stream and authority in 2011/12

	<b>Gateshead</b>	<b>South Tyneside</b>	<b>Sunderland</b>
Kerbside refuse	45,848	34,078	72,991
Kerbside dry recyclables	14,455	10,690	20,378
Kerbside garden waste	9,027	7,297	12,436
Bring sites	976	552	471
Bulky waste	1,738	549	5,279
HWRC residual	4,634	3,969	7,057
HWRC recycling	2,930	3,673	3,148
HWRC composting	1,194	1,242	1,430
Other household waste	3,559	1,553	3,787
<b>Total household</b>	<b>84,361</b>	<b>63,603</b>	<b>126,977</b>
Commercial waste collection	1,999	8,095	2,922
HWRC inerts	3,681	3,014	5,019
Other non-household waste	4,161	3,209	5,700
<b>Total non-household</b>	<b>9,841</b>	<b>14,318</b>	<b>13,641</b>
<b>Total municipal</b>	<b>94,202</b>	<b>77,921</b>	<b>140,618</b>

### ***Refuse Collection Services***

Table 5 summarises the arrangements that each authority makes for the collection of refuse.

Table 5 – household refuse collection arrangements in 2011/12

	<b>Gateshead</b>	<b>South Tyneside</b>	<b>Sunderland</b>
Container	240l wheeled bin	240l wheeled bin	240l wheeled bin
Frequency	Fortnightly	Weekly	Weekly
Further information	No side waste	No side waste	Side waste accepted
Contractor	In house	In house	In house
Contract end date	Not applicable	Not applicable	Not applicable
Households	92,330	69,920	124,850
Tonnes (2011/12)	45,848	34,078	72,991

### ***Kerbside Dry Recyclables Collection Services***

Table 6 summarises the arrangements in place for collecting recyclables at the kerbside. All the authorities have the same arrangements and provide a fortnightly collection service.

Table 6 – kerbside recyclables collection arrangements in 2011/12

		<b>Gateshead</b>	<b>South Tyneside</b>	<b>Sunderland</b>
<b>Household</b>	Type	Partly co-mingled	Partly co-mingled	Partly co-mingled
	Materials	Paper in inner caddy	Paper in inner caddy	Paper in inner caddy
		Other materials in main bin – cardboard, glass, tin, can, aerosols, plastic bottles	Other materials in main bin – cardboard, glass, tin, can, aerosols, plastic bottles	Other materials in main bin – cardboard, glass, tin, can, aerosols, plastic bottles
	Container	240l wheeled bin with 40l inner caddy	240l wheeled bin with 40l inner caddy	240l wheeled bin with 40l inner caddy
Further information	Cardboard accepted as side waste	No side waste	No side waste	
<b>High rise / communal</b>	Type	Partly co-mingled	Partly co-mingled	Partly co-mingled
	Materials	Paper segregated, other comingled materials as for blue bin service	Paper segregated, with comingled glass, cans and plastic bottles	Paper segregated, other comingled materials as for blue bin service
	Container	240l bins for mixed and separate 240l bins for paper	Igloo bring banks	240l bins for mixed and paper banks for paper
Frequency	Fortnightly	Fortnightly	Fortnightly	
Contractor	In house	In house	In house	
Contract end	Not applicable	Not applicable	Not applicable	
Households	92,330	69,820	123,350	
Tonnes	14,455	10,690	20,378	

## Garden Waste Collection Services

Table 7 summarises the arrangements for the collection of garden waste at the kerbside.

Table 7 – kerbside garden waste collection arrangements in 2011/12

	<b>Gateshead</b>	<b>South Tyneside</b>	<b>Sunderland</b>
Materials	Garden	Garden	Garden
Container	240l wheeled bin	240l wheeled bin	240l wheeled bin
Charge?	No	No	No
Frequency	Fortnightly, from March to November	Fortnightly, from March to November	Fortnightly, from March to November
Further information	No side waste	No side waste	No side waste
Contractor	In house	In house	In house
Contract end	Not applicable	Not applicable	Not applicable
Households	61,274	54,000	85,000
Tonnes	9,027	7,297	12,436

## Collection of Recyclables through Bring Sites

Table 8 summarises the arrangements for collection of recyclables through bring banks and on street recycling.

Table 8 – bring sites in 2011/12

<b>Material</b>	<b>Detail</b>	<b>Gateshead</b>	<b>South Tyneside</b>	<b>Sunderland</b>
Paper	Number of sites	36	38	32
	Contractor	Palm	Palm	Palm
	End Date	October 2016	October 2016	October 2016
Comingled glass, cardboard, cans, plastic bottles and waxed cartons	Number of sites	37	38	46
	Contractor	Palm	Palm	Palm
	End Date	October 2016	October 2016	October 2016
Other	Authorities provide a few other banks at the bring sites for materials including batteries, books, media, CDs, small WEEE, textiles and shoes			
<b>Total number of bring sites</b>		<b>37</b>	<b>32</b>	<b>28</b>
<b>Bring site tonnage 2011/12</b>		<b>976</b>	<b>552</b>	<b>471</b>
On-street recycling	Number of sites	47	3	6
	Materials collected	Cans, paper and plastic bottles	Glass, cans and paper	Cans, paper and plastic bottles

## Other Household Collections

Authorities also provide collections of bulky waste and clinical waste from households. Table 9 sets out quantities of waste collected through these and other household waste related routes in 2011/12.

Table 9 – other household-related collections 2011/12

		<b>Gateshead</b>	<b>South Tyneside</b>	<b>Sunderland</b>
Bulky waste	Collections	9,765	6,700	54,877
	Charge?	Yes	Yes	No
	Tonnes	1,738	549	5,279
Medical waste collection	Tonnes	20	6	20
Litter and street sweepings	Tonnes	1,975	799	1,705
Fly tipping	Tonnes	517	1,100	5,470

### **Trade Waste Collections**

All three authorities offer a trade waste collection service, with information set out in table 10.

Table 10 – trade waste collection services 2011/12

	<b>Gateshead</b>	<b>South Tyneside</b>	<b>Sunderland</b>
Tonnes	1,999	8,095	2,922
Types of container available	240l 360l 1,100l	240l 360l 770l 1,100l	Blue bags 240l 360l 770l 1,100l

### **Household Waste Recycling Centres (HWRCs)**

South Tyne and Wear operate four HWRCs, which are open to residents to deposit domestic recyclables and waste. The Campground, Wrekenton HWRC is used by both Gateshead and Sunderland residents.

Materials accepted at all HWRCs include domestic waste, garden waste, cardboard, rubble, mixed plastics, wood, scrap metal, gypsum, waste oil, Liquefied Petroleum Gas (LPG) containers, tyres, lead acid automotive batteries, and Waste Electrical and Electronic Equipment (WEEE) (large domestic appliances such as cookers and washing machines, and small domestic appliances including irons, kettles, computers, TVs/monitors, fridges freezers, and fluorescent tubes/bulbs)

Table 11 contains key statistics on the HWRCs.

Table 11 – details of Household Waste and Recycling Centres 2011/12

	<b>Cowen Road, Blaydon</b>	<b>Campground, Wrekenton</b>	<b>Middlefields, South Tyneside</b>	<b>Beach Street, Sunderland</b>
Tonnes	7,346	8,466	9,900	14,929
Recycling rate	64.9%	65.5%	70%	58.52%

## ***Treatment and disposal***

Table 12 shows the delivery point and destination of different materials collected through kerbside collection services.

Table 12 – treatment and disposal arrangements in 2011/12

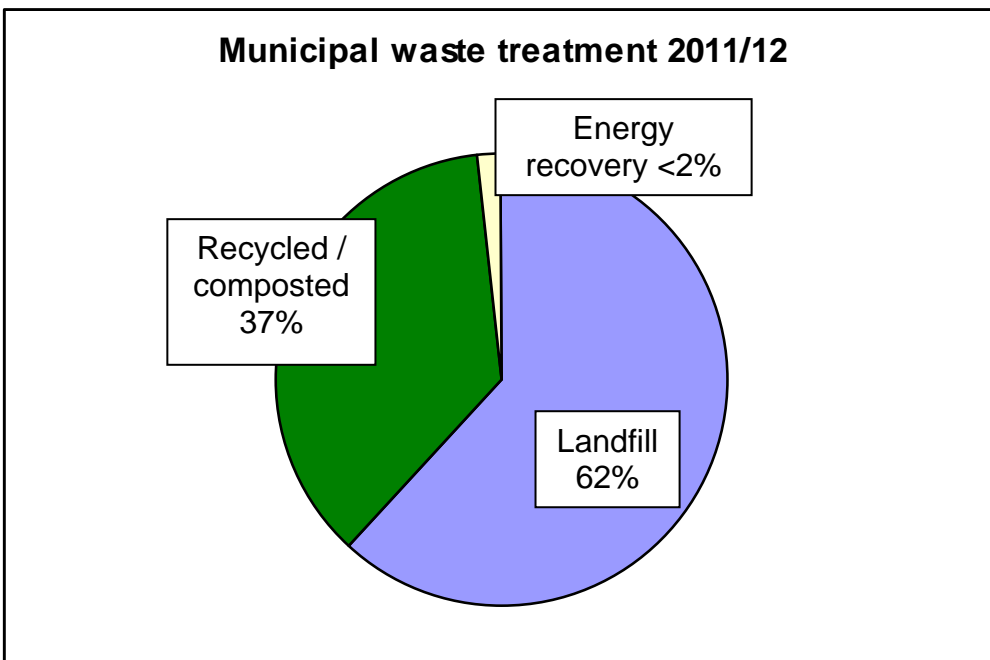
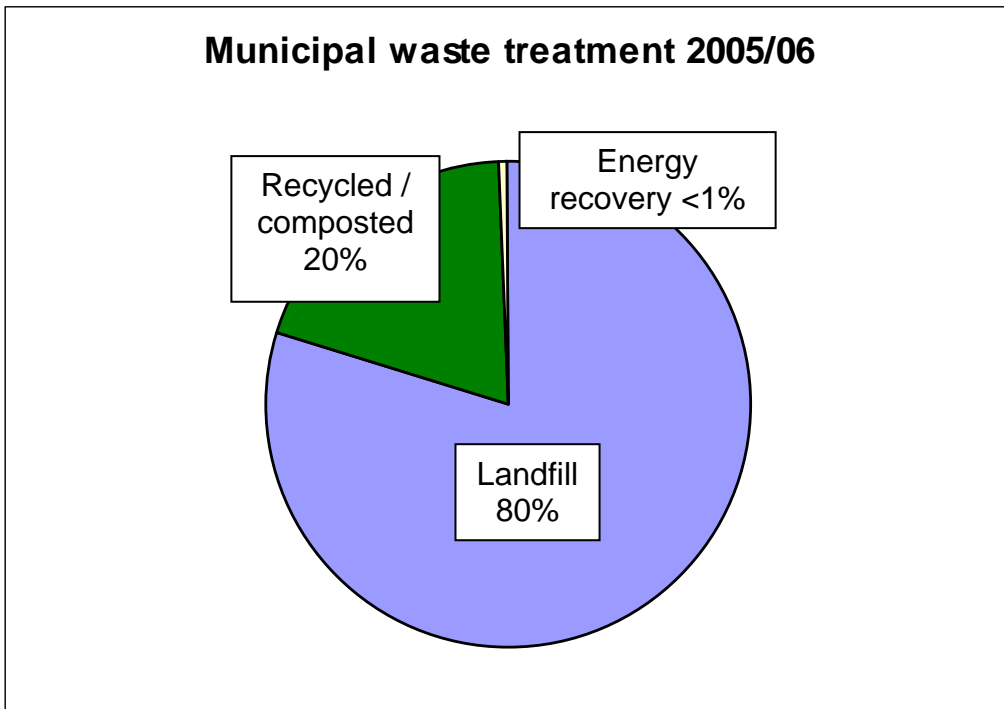
		<b>Gateshead</b>	<b>South Tyneside</b>	<b>Sunderland</b>
Residual waste	Contractor	SITA UK Ltd	SITA UK Ltd	Alex Smiles Ltd
	Destination	Pathhead landfill site, Blaydon, direct or via Campground Waste Transfer Station	Pathhead landfill site, Blaydon, via Middlefields Waste Transfer Station	Cowpen Bewley landfill site, Stockton-on-Tees, via Alex Smiles or Impetus Waste Transfer Station
	Contract end date	31/03/2014	31/03/2013, option to extend for up to 3 years	31/03/2013, option to extend for up to 3 years
Dry recyclables	Contractor	HW Martin Waste Ltd	HW Martin Waste Ltd	Saica Natur – Connorco
	Destination	Washington; for sorting and onward transportation for reprocessing	Washington; for sorting and onward transportation for reprocessing	Hendon and Washington; for sorting and onward transportation for reprocessing
	Contract end date	31/03/2013, option to extend for up to 3 years	31/03/2013, option to extend for up to 3 years	31/03/2013, option to extend for up to 3 years
Garden waste	Contractor	SITA UK Ltd	SITA UK Ltd	JBT Waste Services Ltd
	Destination	Northumberland farms via North Tyneside Waste Transfer Station or Direct to Gateshead farms	Northumberland farms via North Tyneside Waste Transfer Station	Bedlington and other parts of Northumberland via Birtley
	Contract end date	31/03/2013, option to extend for up to 3 years	31/03/2013, option to extend for up to 3 years	31/03/2013, option to extend for up to 3 years

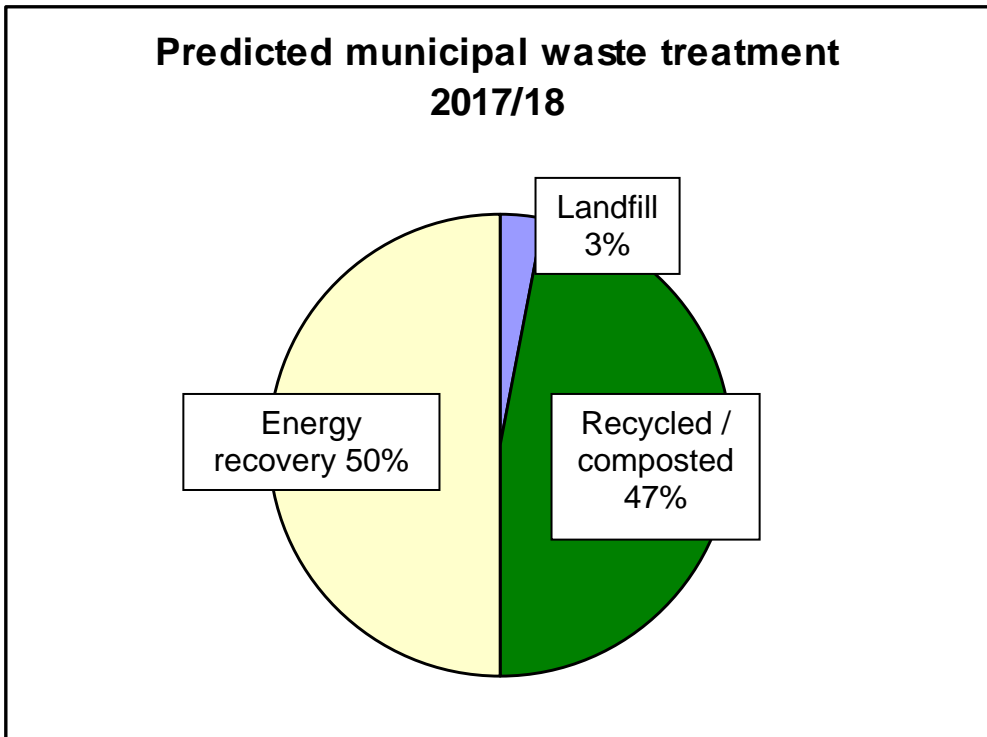
From 1 April 2014, all residual waste will be treated through the Residual Waste Treatment Contract. Refuse collection vehicles will deposit waste at a Waste Transfer Station in each authority area, where it will be bulked up and transported to Teesside where its treatment will generate electricity at the Energy from Waste facility.

Figure 13 provides a summary of waste management methods in South Tyne and Wear, including future predictions.



Figure 13 – Waste management in 2005/06 and 2011/12, and predictions for 2017/18





***Performance of waste management services and systems***

Figure 14 shows a comparison of the authorities' performance, in terms of tonnes of household waste collected per head, against that in neighbouring authorities.

Figure 14 – comparison of household waste collected per head (2011/12)

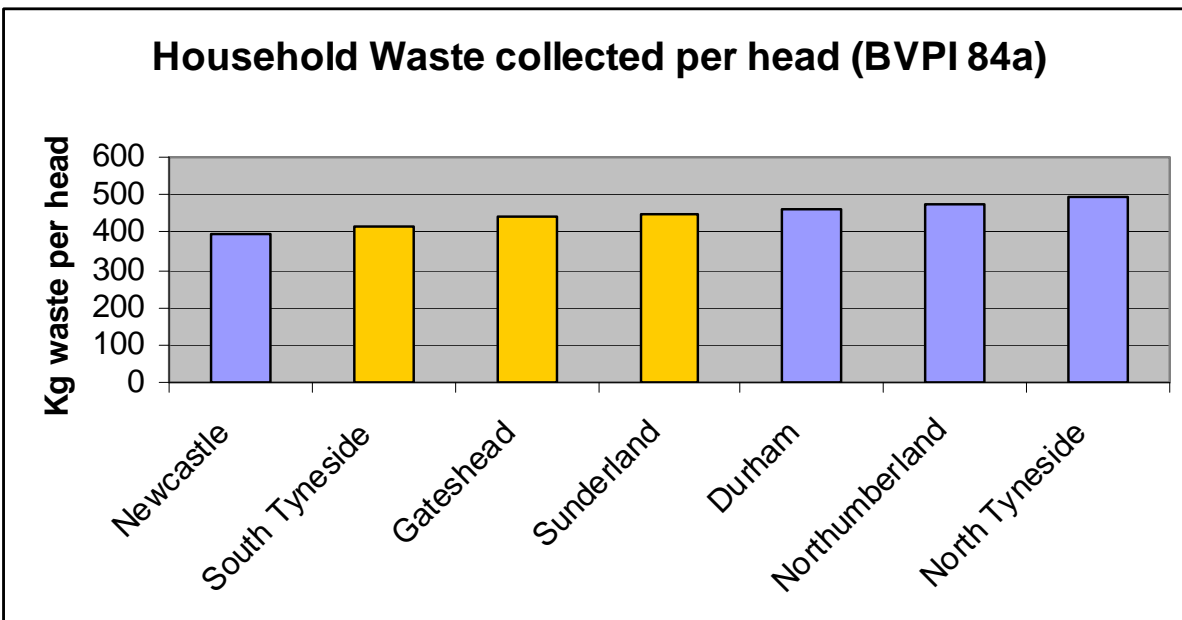


Figure 15 compares the performance of the authorities in recycling and composting against that in neighbouring authorities

Figure 15 – comparison of recycling and composting (2011/12)

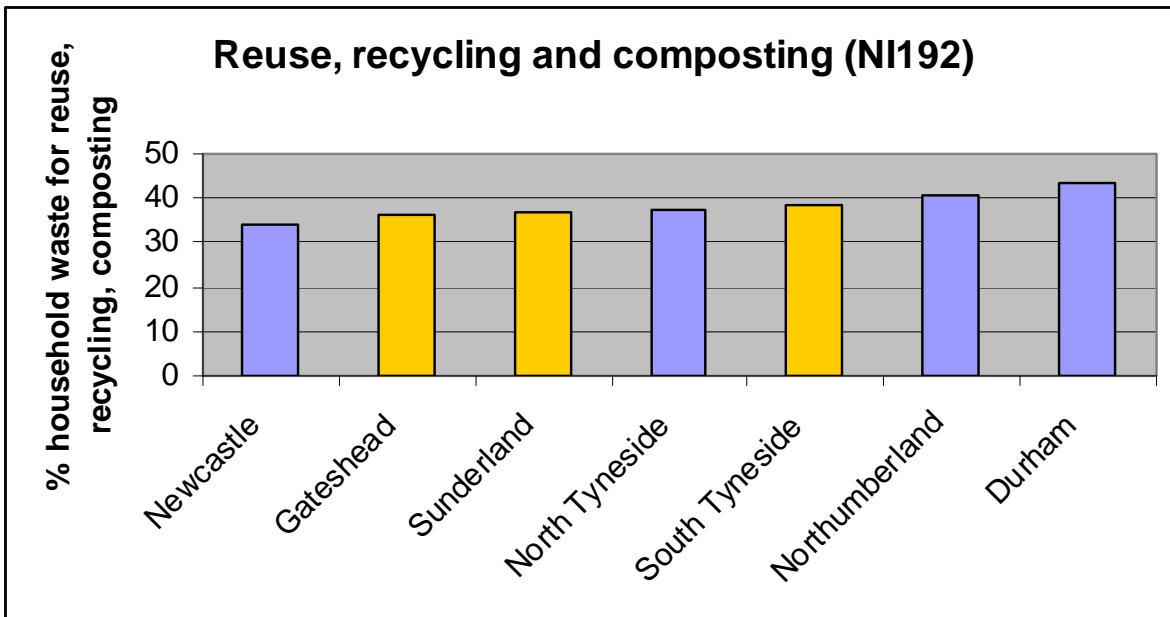
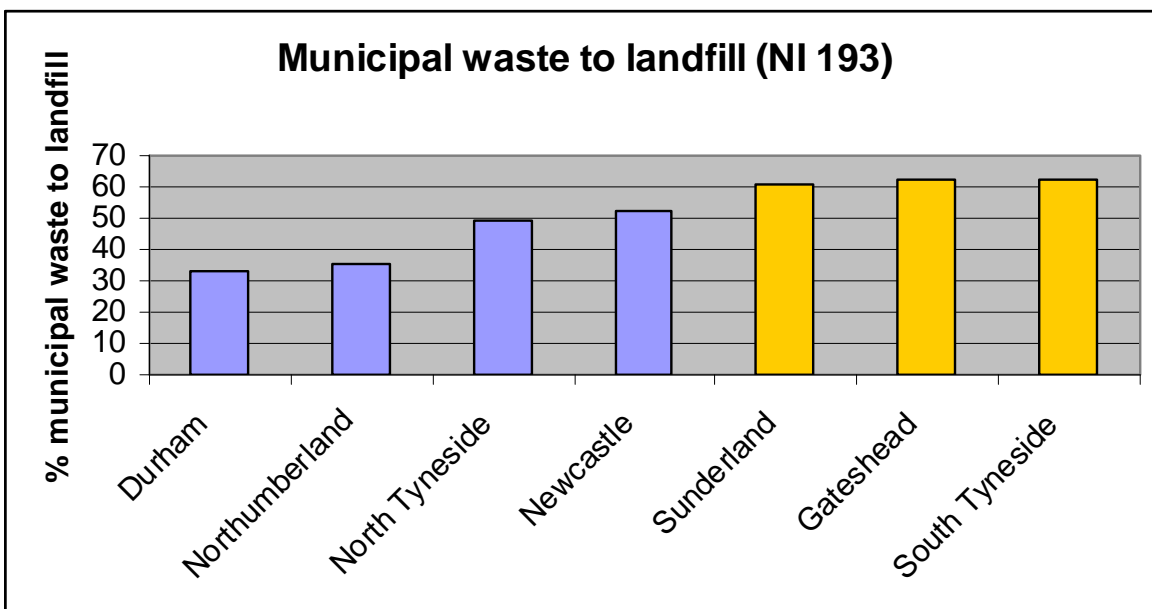


Figure 16 shows a comparison of waste going to landfill, against that in neighbouring authorities.

Figure 16 – comparison of municipal waste to landfill (2011/12)

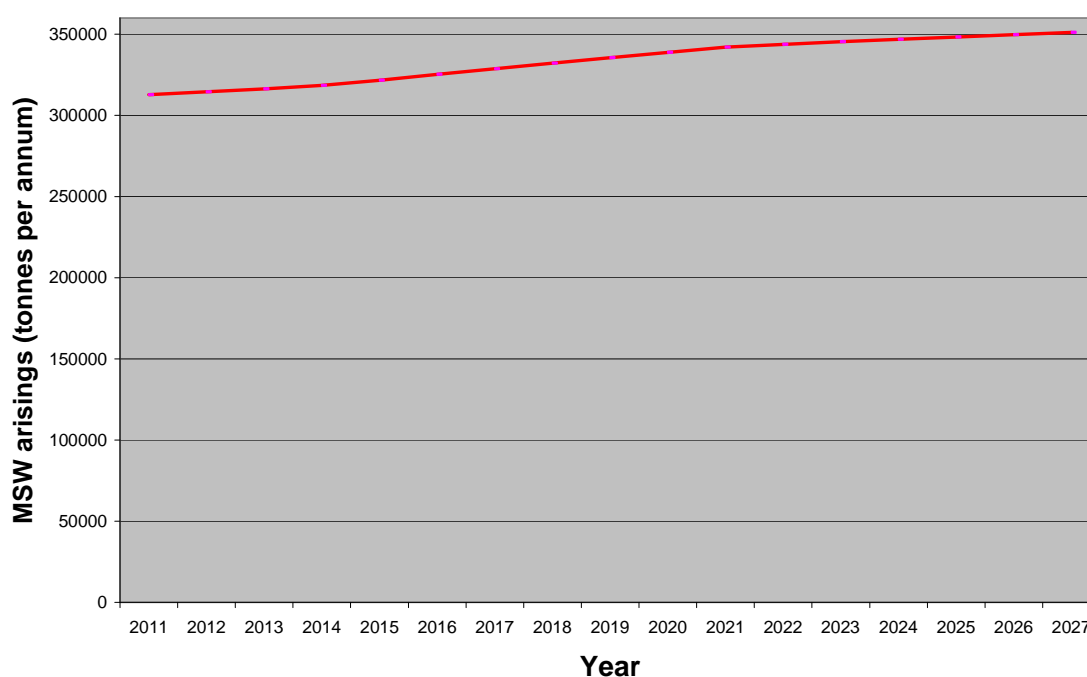


## Future Waste Predictions

The municipal waste strategy must take account of the likely changes in waste production and new requirements for managing waste in different ways.

As part of the procurement process for the Residual Waste Treatment Contract, a model was developed to predict waste arisings up to 2038/39. Applying the model to the 2011/12 waste arisings gives the following future predictions.

Figure 17 – waste arisings predictions



## Summary and conclusions

In 2011/12 South Tyne and Wear authorities managed 312,741 tonnes of municipal waste of which 88% was household waste.

36.6% municipal waste is currently recycled or composted with the remaining material being sent to landfill or to incineration (less than 2% of the waste is used for energy recovery).

All three authorities have similar household waste collection arrangements, with each providing:

- A refuse collection service
- A kerbside dry recyclable collection service
- A kerbside green waste collection service

The amount of waste collected per head does not vary significantly within South Tyne and Wear and is lower than most neighbouring authorities. Municipal waste sent to landfill is again similar within South Tyne and Wear but higher than all neighbouring authorities.

## Appendix 2 – JMWMS progress since 2007

Policy	Progress since 2007
<b>General principles</b>	
<p><b>Policy 1:</b> The Partnership will follow the waste hierarchy set by the Government and firstly promote measures that reduce waste, then reuse waste, followed by recycling and composting and then finally recovery of value, including energy, from the waste prior to disposal.</p>	<ul style="list-style-type: none"> <li>• Reduction in overall waste arisings</li> <li>• Enhancement of kerbside recycling by introduction of blue bin scheme in 2010 to replace black box scheme</li> <li>• Bring sites enhancement (including bring sites, high rise, on street)</li> <li>• Reached financial close on PFI Residual Waste Treatment Contract (RWTC) which includes a Combined Heat and Power (CHP) enabled Energy from Waste (EfW) plant</li> <li>• Introduction of Alternate Weekly Collection in Gateshead</li> <li>• Effective WEEE recovery contracts put in place</li> </ul>
<p><b>Policy 2:</b> In making decisions about how waste is managed, the Partnership will aim to:</p>	
<ul style="list-style-type: none"> <li>• Deliver waste services that offer value for money for the residents of South Tyne and Wear;</li> </ul>	<ul style="list-style-type: none"> <li>• Cost comparisons between partner authorities undertaken</li> <li>• RWTC saves £270m over lifetime of contract compared with ‘do nothing’ scenario’</li> </ul>
<ul style="list-style-type: none"> <li>• Employ the most appropriate and sustainable methods and technologies for dealing with waste taking account of the overall objectives and aims detailed in this Strategy;</li> </ul>	<ul style="list-style-type: none"> <li>• RWTC entered into</li> <li>• Enhancement of kerbside and HWRC recycling and ongoing development of garden waste composting arrangements</li> </ul>
<ul style="list-style-type: none"> <li>• Minimise the amount of waste that is landfilled, taking into account the cost of the alternatives;</li> </ul>	<ul style="list-style-type: none"> <li>• RWTC entered into</li> <li>• Enhancement of kerbside and HWRC recycling and ongoing development of garden waste composting arrangements</li> </ul>

Policy	Progress since 2007
<ul style="list-style-type: none"> <li>• Provide waste management services and facilities in the most user friendly and environmentally sound manner through appropriate design of services and use of the Planning system. This will include a requirement for minimising environmental impacts, such as visual intrusion;</li> </ul>	<ul style="list-style-type: none"> <li>• Design of Waste Transfer Stations to maximise economic and environmental benefits</li> <li>• New buildings constructed as part of RWTC required to achieve a BREEAM rating of “Very good” with Visitor &amp; Education Centre to achieve an “Excellent” rating</li> <li>• Visual impact of Waste Transfer Station developments minimised in design process</li> <li>• Gateshead have designed a new HWRC at Campground to improve user experience and maximise recycling performance</li> <li>• Sunderland have redesigned their existing HWRC at Beach Street.</li> <li>• Route optimisation used to design collection routes in most efficient manner</li> </ul>
<ul style="list-style-type: none"> <li>• Make waste management services readily accessible to all people who live, work and/or visit the South Tyne and Wear area. This includes reducing the need for people to travel to reuse/recycle/dispose of waste and includes ensuring that facilities are available for dealing with hazardous wastes (arising directly from household or from the treatment of MSW);</li> </ul>	<ul style="list-style-type: none"> <li>• Bring sites enhancement (including bring sites, high rise and on street)</li> <li>• Increase in number of materials that can be received at HWRCs for reuse or recycling</li> <li>• Introduction of blue bin recycling service</li> <li>• Introduction of WEEE contract</li> </ul>
<ul style="list-style-type: none"> <li>• Consider resource use and take account of lifecycle impacts when procuring all goods and services rather than treating waste management as a separate issue;</li> </ul>	<ul style="list-style-type: none"> <li>• Adoption of category management approach to procurement</li> <li>• Gateway reviews for procurement exercises take resource use into account</li> <li>• National Sustainable Public Procurement Training undertaken and put into practice</li> <li>• Member of Regional Sustainable Procurement Network</li> <li>• Information from policy and training used when developing contract specification and evaluation criteria for individual procurement exercises</li> </ul>

Policy	Progress since 2007
<ul style="list-style-type: none"> <li>• Manage waste in a way that not only avoids environmental damage and danger to human health, but which also takes account of the potential needs of future generations and, in particular, climate change;</li> </ul>	<ul style="list-style-type: none"> <li>• WRATE analysis used in RWTC procurement process to evaluate environmental impact of different treatment options</li> <li>• Global Warming Potential of treating residual waste by EfW substantially lower than landfilling</li> <li>• Reduction in amount of material landfilled</li> <li>• Effective contract management</li> <li>• Use of split bodied vehicles for dry recycling collections to reduce need for further reprocessing and reduce number of collection vehicles required</li> <li>• National landfill gas information network established by Gateshead Council through National Association of Waste Disposal Officers (NAWDO)</li> <li>• Landfill gas management of closed landfill sites</li> </ul>
<ul style="list-style-type: none"> <li>• Maximise the recycling opportunities to convert one person's waste into another's resources;</li> </ul>	<ul style="list-style-type: none"> <li>• Developed and sustained links with voluntary sector e.g. furniture recycling, bike refurbishment and recycling</li> <li>• Membership of WARP-it office items recycling scheme</li> <li>• Shop at South Tyneside recycling village</li> <li>• Continued to develop charity banks at bring recycling sites</li> </ul>
<ul style="list-style-type: none"> <li>• Use the opportunities presented by new waste management arrangements to create jobs in the waste sector and, in particular, to promote and support the involvement of social enterprises in the provision of waste management services; and</li> </ul>	<ul style="list-style-type: none"> <li>• Links with voluntary sector e.g. furniture recycling, bike refurbishment and recycling</li> <li>• Targeted Recruitment &amp; Training provisions in RWTC</li> <li>• Plans to use a social enterprise to operate Visitor &amp; Education Centre</li> <li>• Voluntary sector involvement in door to door canvassing to promote recycling services</li> </ul>
<ul style="list-style-type: none"> <li>• Be self sufficient by managing and disposing of waste generated in South Tyne and Wear within the 'Partnership area' where this is feasible and in line with other policies.</li> </ul>	<ul style="list-style-type: none"> <li>• Dry recyclables sorted in partnership area under current contracts</li> <li>• Some green waste composted in partnership area</li> <li>• RWTC includes development of a Waste Transfer Station in each authority area</li> <li>• Government Waste Review 2011 advocates cross-boundary working and no requirement for individual authorities to be self-sufficient</li> </ul>

<b>Waste Reduction</b>	
<p><b>Policy 3:</b> The Partnership will introduce measures to increase the level of education and understanding of waste reduction matters with all members of the general public and other stakeholders.</p>	<ul style="list-style-type: none"> <li>• Communications campaign alongside introduction of blue bin recycling service and ongoing service communications</li> <li>• Visitor &amp; Education Centre to be constructed as part of RWTC</li> <li>• Love food, hate waste campaign</li> <li>• Various projects with schools</li> <li>• Waste Aware North East (WANE) incentive scheme to improve recycling of glass jars and aerosol cans</li> <li>• Visits to waste management facilities</li> <li>• Participation in Waste Action Forum (WAF) / North East Recycling Forum (NERF)</li> </ul>
<p><b>Policy 4:</b> The Partnership acknowledges the impact of packaging on the overall amount of waste that is generated and will work with regional partners, industry and Government to reduce the amount of packaging produced.</p>	<ul style="list-style-type: none"> <li>• Lobbying at various events including NERF, WAF, Chartered Institution of Wastes Management (CIWM) and National Association of Waste Disposal Officers (NAWDO)</li> <li>• Work with businesses and charities within partnership area to help them to reduce amount of packaging produced</li> </ul>
<p><b>Policy 5:</b> The councils within the Partnership will introduce waste minimisation and reuse schemes in their own operations to lead by example and highlight best practice to the wider community. Where practicable, this will include waste reduction, reuse and recycling measures in contracts for council services. The councils will also endeavour to ensure that their contractors follow the same principles</p>	<ul style="list-style-type: none"> <li>• Requirements in RWTC for recycling/reuse of construction waste and use of recycled/recovered materials in Waste Transfer Station and Key Facility (EfW plant) construction</li> <li>• RWTC contains requirements for recycling</li> <li>• Office recycling introduced in partner authorities</li> <li>• Partner authorities are members of WARP-it scheme</li> <li>• Sunderland have introduced Internal Waste Plan</li> <li>• IT equipment reused, or disposed of in accordance with legislation if not reusable</li> <li>• IT equipment collected through Waste Electrical and Electronic Equipment (WEEE) contract reused where possible</li> <li>• Established additional resources at HWRCs to improve recovery of WEEE materials</li> </ul>



<p><b>Policy 6:</b> The Partnership will use planning and permitting procedures to influence the level of waste generation throughout the whole life of new developments and redevelopments - from construction right through their operational lifetimes. This will be done irrespective of the nature of the developments, whether they are housing, commercial or industrial developments.</p>	<ul style="list-style-type: none"> <li>• Planning guidance in Gateshead</li> <li>• Waste Services review planning applications</li> <li>• Site waste management plans as part of planning applications</li> </ul>
<b>Recycling and Composting</b>	
<p><b>Policy 7:</b> The Partnership will aim to achieve the following recycling / composting targets for household waste:</p> <ul style="list-style-type: none"> <li>• 30% by 2010</li> <li>• 45% by 2015</li> <li>• 50% by 2020</li> </ul> <p>In the longer term, the Partnership will look to exceed the statutory targets set by Government, where this is practicable</p>	<ul style="list-style-type: none"> <li>• Exceeded 2010 recycling / composting target of 30% through introduction of measures outlined against other policies</li> </ul>
<p><b>Policy 8:</b> Viable recycling facilities will be made available to all residents, including those in flats and rural locations. Recycling facilities will be designed to be easy for residents to use. Any new developments will be required to include recycling and composting facilities wherever practicable. The three councils will aim to move towards harmonised arrangements for collection of recyclable materials.</p>	<ul style="list-style-type: none"> <li>• Dry recyclable collection arrangements harmonised</li> <li>• Harmonised communal recycling facilities introduced</li> <li>• Development and harmonisation of non-kerbside recycling arrangements (HWRCs, bring recycling sites, on-street)</li> </ul>
<p><b>Policy 9:</b> The Partnership will seek to create a change in behaviour in the community by promoting increased public awareness of waste management issues. Awareness raising campaigns will be targeted at people at home, at school, at work and to our visitors with the aim of maximising participation in recycling schemes.</p>	<ul style="list-style-type: none"> <li>• Love Food Hate Waste campaign</li> <li>• Press releases and articles on an ongoing and regular basis</li> <li>• Participated in Defra-funded incentives scheme trial to encourage recycling of aerosols and glass jars</li> <li>• Harmonised promotion of blue bin kerbside recycling service</li> </ul>
<p><b>Policy 10:</b> The Partnership will work with industry and organisations such as WRAP to encourage recycling of commercial and industrial waste and to find and develop markets for recyclable materials and recycled products. In addition, the Partnership will assist in building capacity in the voluntary sector to promote reuse and recycling of materials.</p>	<ul style="list-style-type: none"> <li>• Work with Waste Aware North East (WANE) and NERF</li> <li>• Developed links with charities</li> <li>• South Tyneside offer facilities for businesses to dispose of waste</li> </ul>

<p><b>Policy 11:</b> In addition to introducing waste minimisation and reuse principles into their own operations, the councils within the Partnership will aim to purchase recycled products wherever feasible in order to stimulate the markets for recovered materials as well as leading by example and highlighting best practice to the wider community.</p>	<ul style="list-style-type: none"> <li>• Wheeled bins and caddies purchased by authorities contain recycled materials</li> <li>• Compost from SITA sold in South Tyneside shop</li> <li>• RWTC contains provision for use of recovered and recycled materials in construction of Key Facility and Waste Transfer Stations</li> </ul>
<b>Residual Treatment</b>	
<p><b>Policy 12:</b> In line with the Waste Hierarchy, the Partnership will aim to maximise reuse, recycling and composting before the residual waste is treated. The Partnership will aspire to meet the Waste Strategy 2007 targets for reducing waste that is not reused, recycled or composted:</p> <ul style="list-style-type: none"> <li>• Maximum of 225kg per person by 2020</li> </ul> <p>It will also aim to meet the following targets for recovery of municipal waste:</p> <ul style="list-style-type: none"> <li>• 35% by 2010</li> <li>• 67% by 2015</li> <li>• 75% by 2020</li> </ul> <p>Where practicable these will be exceeded in the longer term. The Partnership will aim to minimise the landfill of biodegradable waste, within economic constraints, in order to reduce methane emissions. It will aim to meet its LATS allowances and only landfill biodegradable municipal waste (BMW) up to the amount that each council is allocated. The Partnership councils will work together in achieving this goal.</p> <p>The Partnership will also aim to recover energy, as well as materials, from waste before final disposal and will require the capture and utilisation of landfill gas from that waste which is landfilled.</p>	<ul style="list-style-type: none"> <li>• RWTC entered into</li> <li>• Blue bin kerbside recycling service introduced</li> <li>• Consideration of food waste collections</li> <li>• Reduction in residual waste arisings</li> <li>• Existing landfills have gas management in place</li> <li>• Self-sufficient in LATS allocations as a partnership area</li> <li>• Waste Review 2011 announced LATS to be abolished from end of 2012/13</li> <li>• Across the partnership area, the household waste per person not reused, recycled or composted was 274kg in 2011/12</li> <li>• Across the partnership area, 38.4% of municipal waste was recovered in 2011/12</li> </ul>
<b>Self-Sufficiency</b>	
<p><b>Policy 13:</b> The Partnership will provide support, through Planning policy for example, to the development of new recycling, composting and residual treatment capacity within South Tyne and Wear where this does not conflict with other policies or Planning requirements.</p>	<ul style="list-style-type: none"> <li>• Investment of private sector in recycling, composting and residual waste treatment in the partnership area</li> <li>• The government's Waste Review 2011 highlighted that there is no requirement for each area to be self sufficient</li> </ul>

<b>Financing and Communications</b>	
<p><b>Policy 14:</b> The Partnership will work together in sourcing funding to ensure the necessary changes to services are made. The costs and benefits of delivering this Strategy will be shared between the Partnership authorities.</p>	<ul style="list-style-type: none"> <li>• Waste Infrastructure Credits allocated by central government for RWTC</li> <li>• Partner authorities received support for introduction of blue bin service and worked jointly on the introduction</li> <li>• WEEE site trials; different options tried in each authority</li> <li>• Sharing best practice to inform development of Campground HWRC by Gateshead and Beach Street HWRC by Sunderland</li> <li>• Joint working on green waste, dry recycling and landfill contracts</li> <li>• Formal and informal ways of sharing knowledge between partner authorities</li> <li>• Participated in Defra-funded incentives scheme trial to encourage recycling of aerosols and glass jars</li> </ul>
<p><b>Policy 15:</b> The Partnership acknowledges that education and communication are key components of the Strategy. The Partnership will prepare a Strategy to promote waste awareness and, in particular, the three R's to the whole of the community.</p>	<ul style="list-style-type: none"> <li>• Partner authorities received WRAP funding to support communication activities for introduction of blue bin scheme</li> <li>• Participated in Defra-funded incentives scheme trial to encourage recycling of aerosols and glass jars</li> </ul>
<b>Monitoring and Review</b>	
<p><b>Policy 16:</b> Future performance monitoring is important to assess the effects of the Strategy. The Partnership will ensure that accurate, regular ongoing monitoring is carried out and that remedial steps are taken if it appears that targets are not likely to be met.</p>	<ul style="list-style-type: none"> <li>• Authorities monitor performance and compliance of their services in detail</li> <li>• Authorities share information on current performance, future targets and service development</li> </ul>
<p><b>Policy 17:</b> The Partnership will keep the policies included in this Strategy under review. Action Plans will be reviewed at least annually with a full Strategy review in 5 years. If required as a result of, for example, changes in legislation or local circumstances, the Strategy will be revised more frequently. Any changes to the Strategy will be subject to due democratic processes and further public consultation will be undertaken in the event of proposed significant changes to the Strategy. New versions will be posted on the Councils' websites.</p>	<ul style="list-style-type: none"> <li>• Action plans not reviewed</li> <li>• Aim for strategy to be refreshed by October 2012 (5 years)</li> </ul>

**Policy 18:** The Partnership will monitor the development and adoption of LDFs and will have continuing dialogue with the Planning Authorities to ensure that the Strategy and emerging LDFs are mutually informed and support the development of appropriate facilities to enable the Strategy aims to be delivered. The aim will also be for Planning documents to support the policy of waste minimisation in new developments.

- Major proposals and those generating significant volumes of waste must incorporate appropriate level of waste sorting, recovery and recycling facilities
- Site Waste Management Plan required for major development applications
- Waste sites allocated within planning documents
- Neighbourhood planning approach adopted
- Waste information submitted to support North East Waste Planning Group

### Appendix 3 – future JMWMS actions

Policy	Future actions to 2017
<b>General principles</b>	
<p><b>Policy 1:</b> The Partnership will follow the waste hierarchy set by the Government and firstly promote measures that reduce waste, then reuse waste, followed by recycling and composting and then finally recovery of value, including energy, from the waste prior to disposal.</p>	<ul style="list-style-type: none"> <li>• Investigate viability of separate food waste collections</li> <li>• Increase range of materials that can be recycled in blue bin</li> <li>• Continue to improve recycling at HWRCs</li> <li>• RWTC service commencement 1 April 2014</li> <li>• Continue to monitor viability of using Combined Heat and Power (CHP) in Energy from Waste (EfW) plant</li> </ul>
<p><b>Policy 2:</b> In making decisions about how waste is managed, the Partnership will aim to:</p>	
<ul style="list-style-type: none"> <li>• Deliver waste services that offer value for money for the residents of South Tyne and Wear;</li> </ul>	<ul style="list-style-type: none"> <li>• Investigate joint working opportunities</li> <li>• Undertake joint procurements where value is added</li> </ul>
<ul style="list-style-type: none"> <li>• Employ the most appropriate and sustainable methods and technologies for dealing with waste taking account of the overall objectives and aims detailed in this Strategy;</li> </ul>	<ul style="list-style-type: none"> <li>• Market engagement and dialogue for all waste processing services</li> <li>• RWTC service commencement 1 April 2014</li> </ul>
<ul style="list-style-type: none"> <li>• Minimise the amount of waste that is landfilled, taking into account the cost of the alternatives;</li> </ul>	<ul style="list-style-type: none"> <li>• RWTC service commencement 1 April 2014</li> </ul>
<ul style="list-style-type: none"> <li>• Provide waste management services and facilities in the most user friendly and environmentally sound manner through appropriate design of services and use of the Planning system. This will include a requirement for minimising environmental impacts, such as visual intrusion;</li> </ul>	<ul style="list-style-type: none"> <li>• Consider adopting new Recycling and Waste Services commitment when released</li> <li>• Construct new Waste Transfer Stations as part of RWTC</li> </ul>
<ul style="list-style-type: none"> <li>• Make waste management services readily accessible to all people who live, work and/or visit the South Tyne and Wear area. This includes reducing the need for people to travel to reuse/recycle/dispose of waste and includes ensuring that facilities are available for dealing with hazardous wastes (arising directly from household or from the treatment of MSW);</li> </ul>	<ul style="list-style-type: none"> <li>• Continue effective communication of available services</li> <li>• Increase range of materials that can be recycled in blue bins</li> <li>• Ensure waste management services are planned into new developments</li> </ul>
<ul style="list-style-type: none"> <li>• Consider resource use and take account of lifecycle impacts when procuring all goods and services rather than treating waste management as a separate issue;</li> </ul>	<ul style="list-style-type: none"> <li>• Working with North East authorities, achieve the Defra Flexible Framework for Sustainable Procurement</li> <li>• Authorities to adopt Sustainable Procurement Policy</li> </ul>

Policy	Future actions to 2017
<ul style="list-style-type: none"> <li>• Manage waste in a way that not only avoids environmental damage and danger to human health, but which also takes account of the potential needs of future generations and, in particular, climate change;</li> </ul>	<ul style="list-style-type: none"> <li>• Consider use of Defra carbon metric tool, when released</li> <li>• Consider adoption of Materials Recovery Facility (MRF) Code of Practice, when released</li> <li>• Effective contract management</li> </ul>
<ul style="list-style-type: none"> <li>• Maximise the recycling opportunities to convert one person's waste into another's resources;</li> </ul>	<ul style="list-style-type: none"> <li>• Continue to develop links through umbrella organisations to support voluntary and community sector</li> </ul>
<ul style="list-style-type: none"> <li>• Use the opportunities presented by new waste management arrangements to create jobs in the waste sector and, in particular, to promote and support the involvement of social enterprises in the provision of waste management services; and</li> </ul>	<ul style="list-style-type: none"> <li>• Deliver Targeted Recruitment &amp; Training provisions in RWTC</li> <li>• Consider opportunities for social enterprises in future ancillary contracts.</li> <li>• Encourage involvement of third sector in waste management</li> </ul>
<ul style="list-style-type: none"> <li>• Be self sufficient by managing and disposing of waste generated in South Tyne and Wear within the 'Partnership area' where this is feasible and in line with other policies.</li> </ul>	<ul style="list-style-type: none"> <li>• 'Self sufficiency' a factor in future ancillary contracts</li> <li>• Examine collaboration with other local authorities outside partnership area for future contracts.</li> </ul>
<b>Waste Reduction</b>	
<p><b>Policy 3:</b> The Partnership will introduce measures to increase the level of education and understanding of waste reduction matters with all members of the general public and other stakeholders.</p>	<ul style="list-style-type: none"> <li>• Visitor &amp; Education Centre to open 1 April 2014</li> <li>• Consider Waste Review 2011 Waste Prevention Programme when released and incorporate into activities where possible</li> </ul>
<p><b>Policy 4:</b> The Partnership acknowledges the impact of packaging on the overall amount of waste that is generated and will work with regional partners, industry and Government to reduce the amount of packaging produced.</p>	<ul style="list-style-type: none"> <li>• Maintain a watching brief on government measures introduced following Waste Review 2011 and play an active role where appropriate</li> </ul>
<p><b>Policy 5:</b> The councils within the Partnership will introduce waste minimisation and reuse schemes in their own operations to lead by example and highlight best practice to the wider community. Where practicable, this will include waste reduction, reuse and recycling measures in contracts for council services. The councils will also endeavour to ensure that their contractors follow the same principles</p>	<ul style="list-style-type: none"> <li>• Waste from Council services will be managed through RWTC from 1 April 2014, reducing waste to landfill</li> <li>• Highlight waste minimisation activities as part of communications strategy, such as for food waste</li> </ul>

Policy	Future actions to 2017
<p><b>Policy 6:</b> The Partnership will use planning and permitting procedures to influence the level of waste generation throughout the whole life of new developments and redevelopments - from construction right through their operational lifetimes. This will be done irrespective of the nature of the developments, whether they are housing, commercial or industrial developments.</p>	<ul style="list-style-type: none"> <li>• Use of planning guidance for future developments</li> <li>• Seek to inform and influence planned developments</li> </ul>
<b>Recycling and Composting</b>	
<p><b>Policy 7:</b> The Partnership will aim to achieve the following recycling / composting targets for household waste:</p> <ul style="list-style-type: none"> <li>• 45% by 2015</li> <li>• 50% by 2020</li> </ul> <p>In the longer term, the Partnership will look to exceed the national targets set by Government, where this is practicable</p>	<ul style="list-style-type: none"> <li>• Work towards 45% and 50% targets, through actions outlined in other policies</li> </ul>
<p><b>Policy 8:</b> Viable recycling facilities will be made available to all residents, including those in flats and rural locations. Recycling facilities will be designed to be easy for residents to use. Any new developments will be required to include recycling and composting facilities wherever practicable. The three councils will aim to fully harmonise arrangements for collection of recyclable materials.</p>	<ul style="list-style-type: none"> <li>• Increase range of materials that can be recycled</li> <li>• Provide input into new developments to ensure via recycling facilities are made available</li> <li>• Consider national developments regarding community composting promoted in Waste Review 2011</li> <li>• Maintain watching brief on 'recycling on the go' infrastructure work by WRAP in Waste Review 2011</li> </ul>
<p><b>Policy 9:</b> The Partnership will seek to create a change in behaviour in the community by promoting increased public awareness of waste management issues. Awareness raising campaigns will be targeted at people at home, at school, at work and to our visitors with the aim of maximising participation in recycling schemes.</p>	<ul style="list-style-type: none"> <li>• Visitor &amp; Education Centre will open on 1 April 2014 and will include outward-facing activities</li> </ul>

<b>Policy</b>	<b>Future actions to 2017</b>
<p><b>Policy 10:</b> The Partnership will work with industry and organisations such as WRAP to encourage recycling of commercial and industrial waste and to find and develop markets for recyclable materials and recycled products. In addition, the Partnership will assist in building capacity in the voluntary sector to promote reuse and recycling of materials.</p>	<ul style="list-style-type: none"> <li>• Maintain watching brief on developments re business recycling especially those announced in Waste Review 2011. Adopt these where considered viable.</li> <li>• Consider Business Waste and Recycling Collection Commitment when published</li> <li>• Continue to develop links through umbrella organisations to support voluntary and community sector</li> </ul>
<p><b>Policy 11:</b> In addition to introducing waste minimisation and reuse principles into their own operations, the councils within the Partnership will aim to purchase recycled products wherever feasible in order to stimulate the markets for recovered materials as well as leading by example and highlighting best practice to the wider community.</p>	<ul style="list-style-type: none"> <li>• Strengthen principles of sustainable procurement</li> <li>• Showcase and promote good procurement examples</li> </ul>
<b>Residual Treatment</b>	
<p><b>Policy 12:</b> In line with the Waste Hierarchy, the Partnership will aim to maximise reuse, recycling and composting before the residual waste is treated. The Partnership will aspire to meet the Waste Strategy 2007 targets for reducing waste that is not reused, recycled or composted:</p> <ul style="list-style-type: none"> <li>• Maximum of 225kg per person by 2020</li> </ul> <p>It will also aim to meet and where possible exceed the following national targets for recovery of municipal waste:</p> <ul style="list-style-type: none"> <li>• 67% by 2015</li> <li>• 75% by 2020</li> </ul> <p>Where practicable these will be exceeded in the longer term. The Partnership will aim to minimise the landfill of biodegradable waste, within economic constraints, in order to reduce methane emissions.</p> <p>The Partnership will also aim to recover energy, as well as materials, from waste before final disposal and will require the capture and utilisation of landfill gas from that waste which is landfilled.</p>	<ul style="list-style-type: none"> <li>• RWTC service commencement 1 April 2014</li> <li>• Continue measures to promote reduction, reuse and recycling of materials by residents</li> <li>• Continue to manage landfill gas from closed landfill sites</li> </ul>
<b>Self-Sufficiency</b>	
<p><b>Policy 13:</b> The Partnership will provide support, through Planning policy for example, to the development of new recycling, composting and residual treatment capacity within South Tyne and Wear where this does not conflict with other policies or Planning requirements.</p>	<ul style="list-style-type: none"> <li>• Future contracts for reprocessing and management of municipal waste will be procured</li> </ul>



Policy	Future actions to 2017
<b>Financing and Communications</b>	
<p><b>Policy 14:</b> The Partnership will work together in sourcing funding for and delivering the necessary changes to services. The costs and benefits of delivering this Strategy will be shared between the Partnership authorities.</p>	<ul style="list-style-type: none"> <li>• Investigation of joint working opportunities</li> <li>• Mutual support between authorities</li> <li>• Consider joint high level communication plan</li> <li>• Jointly investigate funding opportunities</li> <li>• Continue to inform development of authorities' medium term financial plans</li> </ul>
<p><b>Policy 15:</b> The Partnership acknowledges that education and communication are key components of the Strategy. The Partnership will prepare a Strategy to promote waste awareness and, in particular, the three R's to the whole of the community.</p>	<ul style="list-style-type: none"> <li>• Consider use of rewards schemes as part of joined communications strategy</li> <li>• Consider viability of informing public of destination of all of their waste and recycling</li> </ul>
<b>Monitoring and Review</b>	
<p><b>Policy 16:</b> Future performance monitoring is important to assess the effects of the Strategy. The Partnership will ensure that accurate, regular ongoing monitoring is carried out and that remedial steps are taken if it appears that targets are not likely to be met.</p>	<ul style="list-style-type: none"> <li>• Jointly develop further useful performance measures</li> <li>• Continue to use Waste Data Flow to compare performance</li> <li>• Consider WRAP performance benchmarks (trailed in Waste Review 2011), when these are published</li> <li>• Effective management of contracts</li> </ul>
<p><b>Policy 17:</b> The Partnership will keep the policies included in this Strategy under review. Action Plans will be reviewed at least annually with a full Strategy review in 5 years. If required as a result of, for example, changes in legislation or local circumstances, the Strategy will be revised more frequently. Any changes to the Strategy will be subject to due democratic processes and further public consultation will be undertaken in the event of proposed significant changes to the Strategy. New versions will be posted on the Councils' websites.</p>	<ul style="list-style-type: none"> <li>• Manage a high level action plan for the next 5 years with annual reviews</li> </ul>

Policy	Future actions to 2017
<p><b>Policy 18:</b> The Partnership will monitor the development and adoption of LDFs and Local Plans and will have continuing dialogue with the Planning Authorities to ensure that the Strategy and emerging LDFs and Local Plans are mutually informed and support the development of appropriate facilities to enable the Strategy aims to be delivered. The aim will also be for Planning documents to support the policy of waste minimisation in new developments.</p>	<ul style="list-style-type: none"> <li>• Development of neighbourhood planning</li> <li>• North East Waste Planning Group to continue work on regional waste planning issues</li> </ul>