

Foreward

ASBESTOS SURVEY REPORT FOR USWORTH RECREATION PARK,
MANOR PARK, USWORTH, WASHINGTON.

I have enclosed for your information and retention the most recent asbestos survey (Management) which applies to the property stated above. The purpose of the survey is to identify as far as possible, the materials containing asbestos fibres in your property.

The attached report is divided in sections so as to give as much information as possible, a basic reference section for use by premises managers and a more detailed report for use by contractors on site etc.

Plan of the Building and Sample Locations

This contains a plan of the building and identifies where asbestos samples have been taken from.

Photographs of Areas Sampled

This section contains photographs of all the areas where samples were taken. These photographs can be used when carrying out the periodic inspections to see if there has been any change or deterioration in its condition.

Survey Information

This section contains the survey information as printed from the central database held at Land and Property. It describes the type of asbestos present, its location, condition etc. Contractors should be shown this section along with the others when they are shown the register prior to starting any work.

Priority Risk Assessments

This section contains assessments which have been created using information from the survey and information on your property. This assessment helps to determine how often periodic checks on any asbestos need to be carried out by your Samo.

5 Simple Steps to Asbestos Management

This section details procedures for managing asbestos in your property. It gives guidance on the register, the inspections, any planned work and what to do when contractors arrive on site.

Commonly asked Questions

This section covers questions most commonly asked and can be referred to as/when the need arises.

The building has been surveyed as comprehensively as possible, all potentially fibrous materials have been examined and where necessary analysed by competent UKAS accredited analysts and the findings of both recorded in the report.

This report is an important document and must be referred to before any building works are carried out. The report must be kept with your handbook and the checklists completed on a regular basis. You will be reminded when your specific checklists are due for submission.

Information for Employees Working in Premises where Asbestos Containing Materials Exist.

Asbestos is made up of fibrous materials, which are flexible, mechanically strong and resistant to stretching, heat and chemicals. As a consequence asbestos has been used extensively in buildings. Examples of asbestos containing materials found in buildings include exterior asbestos cement cladding; gutters and pipes; fireproof sprays on structural steel joists; insulation boards in service ducts and wall partitions; ceiling and floor tiles and pipe and boiler lagging.

Asbestos containing products can produce very small fibrous dust particles, which can not be seen by the naked eye. It is only when these fibres become airborne, due to damage, deterioration, disturbance etc, that there is a risk to health.

If asbestos is maintained in good condition and is not disturbed or damaged it does not pose a health risk.

The authority has a management system for ensuring that you are not exposed to asbestos containing materials that are in poor condition and may pose a health risk. This system is based on sound principals laid down by legislation and associated codes of practice and guidance.

It is not appropriate simply to remove all asbestos containing materials in buildings. Asbestos materials that are sound, undamaged and not releasing dust should be left alone. Any disturbance to such materials, however carefully controlled, will release fibres and be counter-productive.

Within the building you occupy, your department has nominated a Site Asbestos Monitoring Officer (SAMO). This individual is responsible for inspecting the asbestos containing materials to ensure they are not in a dangerous condition. Should you have any concerns about suspect materials within your premises you should contact the SAMO.

Restrictions on use, distribution and publication of the report

We accept no responsibility or liability for the consequences of this document being used for purpose other than for which it was commissioned.

To the extent that the document is based on the information available at the time of writing, Sunderland City Council accepts no liability for any consequences should this report be used for any other purpose

If you require any further information regarding the report or its application please contact Caroline Bage, Asbestos Manager on Tel: 07557938966.

Yours sincerely,

Neil Guthrie
Director of Development and Property

Sunderland
City Council

Sunderland City Council

*Control of Asbestos
Regulations 2012*

Asbestos Register for Usworth Recreation Park, Manor Park, Washington



UPRN: - 405995

TF Ref:

Location of register:-

Premises Manager / Samo: - Tenant

Date: 31 March 2026

Contact Numbers List: -

Caroline Bage Asbestos Manager – 07557938966

Contents

	<u>Section</u>
• Plan of building and sample locations	1
• Photographs of areas sampled	2
• Survey information	3
• Asbestos Management Plan, Priority Assessments,	4
• Contacts Form, Code of Practice	4
• 5 Simple Steps of Asbestos Management	5
• Commonly asked questions	6

Appendices

• Form 1 – Visitor Register	7
• Form 2 – Periodic Return Checklist and Schedule	8
• Form 3 – Works Notification Form	9
• Form 4 – Registration of All Disturbances	10
• Form 5 – Training Records	11

Plan of Building and Samples Location

Old Building

- (Item 1) Ref: 405955-7 – Debris to floor (-1/003/Corridor) – Removed May 2020
- (Item 2) Ref: 405955-4 – Insulation to boiler (-1/007/Boiler Room) – Removed May 2020
- (Item 3) Ref: 405955-5 – Debris to horizontal surfaces (-1/007/Boiler Room) – Removed May 2020
- (Item 4) Ref: 405955-6 – Loose lying material to shelf (-1/007/Boiler Room) – removed May 2020
- (Item 5) Ref: 405955-1 – Felt to wall (0/004/Store) – No Risk
- (Item 6) Ref: 405955-2 – Panel behind heater (0/006/Main room) – Low Risk
- (Item 7) Ref: 405955-3 – Subfloor (0/006/Main room) – No Risk
- (Item 8) Ref: As 405955-1 – Felt to wall (0/007/Store) – No Risk
- (Item 9) Ref: 405955-8 – Damp proof course (External) – No Risk

New Building

- (Item 10) Ref: 405955-14 – Floor covering (0/001/Lobby) – No Risk
- (Item 11) Ref: 405955-16 – Floor covering (0/006/Male changing lobby) – No Risk
- (Item 12) Ref: 405955-17 – Undercloak fillet (External) – Very Low Risk – Removed 2023
- (Item 13) Ref: 405955-11 – Underside of roof (External) – No Risk
- (Item 14) Ref: 405955-9 – Damp proof course (External) – No Risk
- (Item 15) Ref: 405955-10 – Mastic to door (External) – No Risk
- (Item 16) Ref: 405955-12 – Mastic to rainwater goods (External) – No Risk
- (Item 17) Ref: 21-41504-1 - Ceiling (Textured Coating) (Room/Area: 2 Entrance Lobby) – Very Low Risk – Removed 2023
- (Item 18) Ref: 21-41504-1 - Ceiling (Textured Coating) (Room/Area: 3 Cupboard - Electric Meter) – Very Low Risk – Removed 2023
- (Item 19) Ref: 21-41504-2 - Floor (Vinyl) (Room/Area: 3 Cupboard - Electric Meter) – No Risk
- (Item 20) Ref: 21-41504-3 - Door - Sealant to door header (Putty) (Room/Area: 3 Cupboard - Electric Meter) – No Risk
- (Item 21) Ref: 21-41504-1 - Ceiling (Textured Coating) (Room/Area: 4 Female Lobby) – Very Low Risk – Removed 2023
- (Item 22) Ref: 21-41504-2 - Floor (Vinyl) (Room/Area: 4 Female Lobby) – No Risk
- (Item 23) Ref: 21-41504-3 – Door – Sealant to door header (Room/Area: 4 Female Lobby) – No Risk
- (Item 24) Ref: 21-41504-1 - Ceiling (Textured Coating) (Room/Area: 5 Female Changing Room) - Very Low Risk – Removed 2023
- (Item 25) Ref: 21-41504-2 - Floor (Vinyl) (Room/Area: 5 Female Changing Room) – No Risk
- (Item 26) Ref: 21-41504-3 - Door - Sealant to door header (Putty) (Room/Area: 5 Female Changing Room) – No Risk
- (Item 27) Ref: 21-41504-1 - Ceiling (Textured Coating) (Room/Area: 6 Female WC) – Very Low Risk – Removed 2023

- (Item 28) Ref: 21-41504-2 - Floor (Vinyl) (Room/Area: 6 Female WC) – No Risk
(Item 29) Ref: 21-41504-3 – Door (Putty) (Room/Area: 6 Female WC) – No Risk
(Item 30) Ref: 21-41504-4 – Walls – Ceramic Wall Tiles adhesive (Room/Area: 6 Female WC) – No Risk
(Item 31) Ref: 21-41504-1 - Ceiling (Textured Coating) (Room/Area: 7 Male Lobby) – Very Low Risk – Removed 2023
(Item 32) Ref: 21-41504-3 – Door (Putty) (Room/Area: 7 Male Lobby) – No Risk
(Item 33) Ref: 21-41504-1 - Ceiling (Textured Coating) (Room/Area: 8 Male Changing Room) – Very Low Risk – Removed 2023
(Item 34) Ref: 21-41504-2 - Floor (Vinyl) (Room/Area: 8 Male Changing Room) – No Risk
(Item 35) Ref: 21-41504-3 – Door (Putty) (Room/Area: 8 Male Changing Room) – No Risk
(Item 36) Ref: 21-41504-1 - Ceiling (Textured Coating) (Room/Area: 9 Male WC) – Very Low Risk – Removed 2023
(Item 37) Ref: 21-41504-2 - Floor (Vinyl) (Room/Area: 9 Male WC) – No Risk
(Item 38) Ref: 21-41504-3 – Door Sealant to header (Putty) (Room/Area: 9 Male WC) – No Risk
(Item 39) Ref: 21-41504-4 – Walls – Ceramic Wall Tiles adhesive (Room/Area: 9 Male WC) – No Risk
(Item 40) Ref: 21-41504-6 – Window – Sealant to frame (mastic) (Room/Area: 10 External) – Very Low Risk – Removed 2023

Please note the survey carried out was non-intrusive. Should major refurbishment be planned for the property, further investigation will be required.

Photographs of Areas Sampled

Old Building



Item 1 Ref: 405955-7

The debris to floor in -1/003/Corridor contains asbestos.

Removed May 2020



Item 2 Ref: 405955-4

The insulation to boiler in -1/007/Boiler Room contains asbestos.

Removed May 2020



Item 3 Ref: 405955-5

The debris to horizontal surfaces in -1/007/Boiler Room contains asbestos.

Removed May 2020

Photographs of Areas Sampled (Cont)



Item 4 Ref: 405955-6

The loose lying material to shelf in -1/007/Boiler Room contains asbestos.

Removed May 2020



Item 5 Ref: 405955-1

The felt to wall in 0/004/Store does not contain asbestos.



Item 6 Ref: 405955-2

The panel behind heater in 0/006/Main room contains asbestos.

Any change in its appearance should be recorded and passed to Property Services.

Photographs of Areas Sampled (Cont)



Item 7 Ref: 405955-3

The subfloor in 0/006/Main room does not contain asbestos.



Item 8 Ref: As 405955-1

The felt to wall in 0/007/Store room does not contain asbestos.



Item 9 Ref: 405955-8

The damp proof course (External) does not contain asbestos.

Photographs of Areas Sampled (Cont)

New Building



Item 10 Ref: 405955-14

The floor covering in 0/001/Lobby does not contain asbestos.



Item 11 Ref: 405955-16

The floor covering in 0/006/Male changing lobby does not contain asbestos.



Item 12 Ref: 405955-17

The Undercloak fillet (External) contains asbestos.

Removed 2023

Photographs of Areas Sampled (Cont)




Item 13 Ref: 405955-11

The underside of roof
(External) does not contain
asbestos.



Item 14 Ref: 405955-9

The damp proof course
(External) does not contain
asbestos.




Item 15 Ref: 405955-10

The mastic to door (External)
does not contain asbestos.

Photographs of Areas Sampled (Cont)

Item 16 Ref: 405955-12



The mastic to rainwater goods (External) does not contain asbestos.

Item 17 Ref: 21-41504-1



The ceiling (Textured Coating) (Room/Area: 2 Entrance Lobby) contains asbestos.

Removed 2023

Item 18 Ref: 21-41504-1



The ceiling (Textured Coating) (Room/Area: 3 Cupboard - Electric Meter) contains asbestos.

Removed 2023

Photographs of Areas Sampled (Cont)

Item 19 Ref: 21-41504-2



The floor (Vinyl) (Room/Area: 3 Cupboard - Electric Meter) does not contain asbestos.

Item 20 Ref: 21-41504-3



The door - Sealant to door header (Putty) (Room/Area: 3 Cupboard - Electric Meter) does not contain asbestos.

Item 21 Ref: 21-41504-1



The ceiling (Textured Coating) (Room/Area: 4 Female Lobby) contains asbestos.

Removed 2023

Photographs of Areas Sampled (Cont)

Item 22 Ref: 21-41504-2



The floor (Vinyl) (Room/Area: 4 Female Lobby) does not contain asbestos.

Item 23 Ref: 21-41504-3



The door - Sealant to door header (Putty) (Room/Area: 4 Female Lobby) does not contain asbestos.

Item 24 Ref: 21-41504-1



The ceiling (Textured Coating) (Room/Area: 5 Female Changing Room) contains asbestos.

Removed 2023

Photographs of Areas Sampled (Cont)

Item 25 Ref: 21-41504-2



The floor (Vinyl) (Room/Area: 5 Female Changing Room) does not contain asbestos.

Item 26 Ref: 21-41504-3



The door - Sealant to door header (Putty) (Room/Area: 5 Female Changing Room) does not contain asbestos.

Item 27 Ref: 21-41504-1




The ceiling (Textured Coating) (Room/Area: 6 Female WC) contains asbestos.

Removed 2023

Photographs of Areas Sampled (Cont)

Item 28 Ref: 21-41504-2



The floor (Vinyl) (Room/Area: 6 Female WC) does not contain asbestos.

Item 29 Ref: 21-41504-3



The door (Putty) (Room/Area: 6 Female WC) does not contain asbestos.

Item 30 Ref: 21-41504-4



The walls – Ceramic Wall Tiles adhesive (Room/Area: 6 Female WC) does not contain asbestos.

Photographs of Areas Sampled (Cont)

Item 31 Ref: 21-41504-1



The ceiling (Textured Coating)
(Room/Area: 7 Male Lobby)
contains asbestos.

Removed 2023

Item 32 Ref: 21-41504-3



The door (Putty) (Room/Area:
7 Male Lobby) does not
contain asbestos.

Item 33 Ref: 21-41504-1



The ceiling (Textured Coating)
(Room/Area: 8 Male Changing
Room) contains asbestos.

Removed 2023

Photographs of Areas Sampled (Cont)

Item 34 Ref: 21-41504-2



The floor (Vinyl) (Room/Area: 8 Male Changing Room) does not contain asbestos.

Item 35 Ref: 21-41504-3



The door (Putty) (Room/Area: 8 Male Changing Room) does not contain asbestos.

Item 36 Ref: 21-41504-1



The ceiling (Textured Coating) (Room/Area: 9 Male WC) contains asbestos.

Removed 2023

Photographs of Areas Sampled (Cont)

Item 37 Ref: 21-41504-2




The floor (Vinyl) (Room/Area: 9 Male WC) does not contain asbestos.

Item 38 Ref: 21-41504-3



The door sealant to header (Putty) (Room/Area: 9 Male WC) does not contain asbestos.

Item 39 Ref: 21-41504-4



The walls – Ceramic Wall Tiles adhesive (Room/Area: 9 Male WC) does not contain asbestos.

Photographs of Areas Sampled (Cont)

Item 40 Ref: 21-41504-6



The Window – Sealant to frame (mastic) (Room/Area: 10 External) contains asbestos.

Removed 2023

Sunderland
City Council

Five Simple Steps to Asbestos Management

Each property has a nominated site asbestos monitoring officer (SAMO). The SAMO is responsible for maintaining this register and ensuring all necessary personnel are aware of the register including all maintenance, construction and service installers; undertaking periodic inspections and liaising with the Departmental Asbestos Co-ordinator and the Asbestos Manager in Property Services as necessary.

The SAMO's role is very important but this guide is hoped to ensure the requirements are easy and simple to follow.

Step 1 – Receiving the Register

The SAMO is the tenant.

And the person is responsible for the register, where it is located and that it is kept up to date.

The register contains a plan of the premises and a photographic schedule of where the asbestos is and what risk is associated.

The SAMO must make all employees aware of the locations and should let any contractors entering the building view the register before any work is started.

Step 2 – Periodic Inspections

The SAMO must look at the locations photographed and compare the asbestos now to when the photograph was taken and complete the checklist attached (Form 2).

The checklists are to be completed periodically in accordance with the schedule attached.

Should the SAMO come across some asbestos which has been disturbed, whether during refurbishment works or during the normal course of wear and tear, they should complete Form 4 as far as possible and contact Property Services for advice and remedial action.

In the meantime, they should ensure that access to the area containing the disturbed or damaged asbestos is prohibited until Property Services has made recommendations.

Step 3 – Planned Work

All planned works that may disturb or danger any asbestos indicated, should be reported to Property Services using form 3 at least 21 days before the work is due to commence.

Step 4 – Contractors on Site

If a contractor arrives on site, the SAMO must:

- a. Make sure they read/view the register
- b. Get contractor to sign register to say he has read it (Form1).
- c. Get confirmation from the contractor that proposed works will not disturb any asbestos areas.
- d. If area is disturbed that was not identified in Register, advise Property Services immediately and complete Form 4.

Step 5 – Monitoring the Register

On completion of work get contractor to sign to say they didn't disturb any areas.

If alterations have occurred details should be forwarded to Property Services.

If you, as SAMO, are to leave your post, please notify your Departmental Co-ordinator to appoint another person and notify Property Services and the front of your register.

In the event of an exposure of asbestos, please refer to your site specific emergency procedures. However, as a minimum:

- Seal the area off completely. (Lock the area off if possible and post a notice on the door, "No access - Contact ")
- If there is any air movement systems within the premises, shut it off.
- Contact the Asbestos Manager on 07557938966 immediately. Who will arrange for any remedial works / air monitoring.
- Start to complete the "Registration of Disturbances" form, which is in your register (Section 10 in the new style register).

Once the remedial works have been carried out and a clear air test certificate has been issued. Access to the area can be re-opened.

In the event that you are unable to contact the Asbestos Manager, please contact the Civic Centre on 520 5555 and ask for assistance from a building surveyor. Out of hours ring the City Alarm and Emergency Control room on 553 1999.

Central Safety can be contacted on 561 2311.

In the event of a fire (or drill), the asbestos register must be taken outside to show the emergency services.

Commonly Asked Questions.

- **How often should SAMO's undertake inspections of asbestos containing materials?**
The Asbestos Manager will inform the SAMO of how often the inspections should be undertaken.
- **What should a SAMO do if the asbestos containing materials are disturbed or damaged?**
The SAMO should prohibit access to the areas until the Asbestos Manager in Property Services has been contacted and given recommendations.
- **Can employees put up decorations onto asbestos containing materials?**
No decorations should be attached to asbestos containing materials. However, it is understood that some decoration is already attached to asbestos containing materials and these should be left in place.
- **Can a room with asbestos containing materials in the ceiling and wall be painted?**
Yes, as long as the material is not rubbed or sanded down, as this may result in the release of asbestos fibres.
- **Why isn't all asbestos containing materials removed from buildings?**
Because it is safer to leave asbestos containing materials in good condition in buildings. Removing the materials will result in a greater risk to health because of the consequential release of fibres.
- **When will asbestos containing material be removed from my building?**
Asbestos containing materials will be removed if work involves the disturbance of the material e.g. during the refurbishment or dismantling of part of the building or structure.
- **What should a SAMO do if he/she has had no training in use of the register?**
The SAMO should ring the Departmental Co-ordinator who will arrange training.

Form 2Inspection Schedule

Picture	Location	Risk	Inspection Frequency	Date of return
Old Building				
Item 1	Debris to floor (-1/003/Corridor)	Medium Risk	3 monthly	Removed May 2020
Item 2	Insulation to boiler (-1/007/Boiler Room)	Medium Risk	3 monthly	Removed May 2020
Item 3	Debris to horizontal surfaces (-1/007/Boiler Room)	Medium Risk	3 monthly	Removed May 2020
Item 4	Loose lying material to shelf (-1/007/Boiler Room)	Low Risk	6 monthly	Removed May 2020
Item 5	No Asbestos	Is present		
Item 6	Panel behind heater (0/006/Main room)	Low Risk	6 monthly	06/10/2026
Item 7	No asbestos	Is present		
Item 8	No asbestos	Is present		
Item 9	No asbestos	Is present		
New Building				
Item 10	No asbestos	Is present		
Item 11	No asbestos	Is present		
Item 12	Undercloak fillet (External)	Very Low Risk	12 monthly	Removed 2023
Item 13	No asbestos	Is present		
Item 14	No asbestos	Is present		
Item 15	No asbestos	Is present		
Item 16	No asbestos	Is present		
Item 17	Ceiling (Textured Coating) (Area: 2 Entrance Lobby)	Very Low Risk	12 monthly	Removed 2023
Item 18	Ceiling (Textured Coating) (Area:	Very Low Risk	12 monthly	Removed 2023

	3 Cupboard - Electric Meter)			
<i>Item 19</i>	<i>No asbestos</i>	<i>Is present</i>		
<i>Item 20</i>	<i>No asbestos</i>	<i>Is present</i>		
Item 21	Ceiling (Textured Coating) (Area: 4 Female Lobby)	Very Low Risk	12 monthly	Removed 2023
<i>Item 22</i>	<i>No asbestos</i>	<i>Is present</i>		
<i>Item 23</i>	<i>No asbestos</i>	<i>Is present</i>		
Item 24	Ceiling (Textured Coating) (Area: 5 Female Changing Room)	Very Low Risk	12 monthly	Removed 2023
<i>Item 25</i>	<i>No asbestos</i>	<i>Is present</i>		
<i>Item 26</i>	<i>No asbestos</i>	<i>Is present</i>		
Item 27	Ceiling (Textured Coating) (Area: 6 Female WC)	Very Low Risk	12 monthly	Removed 2023
<i>Item 28</i>	<i>No asbestos</i>	<i>Is present</i>		
<i>Item 29</i>	<i>No asbestos</i>	<i>Is present</i>		
<i>Item 30</i>	<i>No asbestos</i>	<i>Is present</i>		
Item 31	Ceiling (Textured Coating) (Area: 7 Male Lobby)	Very Low Risk	12 monthly	Removed 2023
<i>Item 32</i>	<i>No asbestos</i>	<i>Is present</i>		
Item 33	Ceiling (Textured Coating) (Area: 8 Male Changing Room)	Very Low Risk	12 monthly	Removed 2023
<i>Item 34</i>	<i>No asbestos</i>	<i>Is present</i>		
<i>Item 35</i>	<i>No asbestos</i>	<i>Is present</i>		
Item 36	Ceiling (Textured Coating) (Area: 9 Male WC)	Very Low Risk	12 monthly	Removed 2023
<i>Item 37</i>	<i>No asbestos</i>	<i>Is present</i>		

<i>Item 38</i>	<i>No asbestos</i>	<i>Is present</i>		
<i>Item 39</i>	<i>No asbestos</i>	<i>Is present</i>		
Item 40	Window – Sealant to frame (mastic) (Area: 10 External)	Very Low Risk	12 monthly	Removed 2023

Sunderland
City Council

Asbestos Form 2 - Periodic Return

Site/Premises/School	
Date of Inspection	
Inspection By (signature)	
Print Name	

Inspect and advise condition of each individual item – failure to do so will result in periodic inspection returned and asked to complete again

Good Practice Guidance:

- Take photographs of ACMs for each inspection and store for future reference
- Compare previous photographs with current condition state to determine whether there has been any deterioration since the last inspection
- Replace missing/damaged asbestos labels/stickers
- Plant rooms
- Service risers and ducts
- Ceiling voids and underfloor voids
- Boiler rooms, meter cupboards, electrical risers

<u>Item no/Ref:</u>	<u>Condition</u> Same/change	<u>Action Required</u> Yes/No	<u>Asbestos Sticker Displayed</u> Yes/No	<u>Comments</u>
---------------------	---------------------------------	----------------------------------	---	-----------------

For Office Use Only

Actions Required	
Actions Completed	
Alterations to Register	