

## **Foreward**

ASBESTOS SURVEY REPORT FOR JACKY WHITES MARKET, MARKET HALL, SOUTH STREET, SUNDERLAND, SR1 3DG.

I have enclosed for your information and retention the most recent asbestos survey (Management) which applies to the property stated above. The purpose of the survey is to identify as far as possible, the materials containing asbestos fibres in your property.

The attached report is divided in sections so as to give as much information as possible, a basic reference section for use by premises managers and a more detailed report for use by contractors on site etc.

### **Plan of the Building and Sample Locations**

This contains a plan of the building and identifies where asbestos samples have been taken from.

### **Photographs of Areas Sampled**

This section contains photographs of all the areas where samples were taken. These photographs can be used when carrying out the periodic inspections to see if there has been any change or deterioration in its condition.

### **Survey Information**

This section contains the survey information as printed from the central database held at Land and Property. It describes the type of asbestos present, its location, condition etc. Contractors should be shown this section along with the others when they are shown the register prior to starting any work.

### **Priority Risk Assessments**

This section contains assessments which have been created using information from the survey and information on your property. This assessment helps to determine how often periodic checks on any asbestos need to be carried out by your Samo.

### **5 Simple Steps to Asbestos Management**

This section details procedures for managing asbestos in your property. It gives guidance on the register, the inspections, any planned work and what to do when contractors arrive on site.

### **Commonly asked Questions**

This section covers questions most commonly asked and can be referred to as/when the need arises.

The building has been surveyed as comprehensively as possible, all potentially fibrous materials have been examined and where necessary analysed by competent UKAS accredited analysts and the findings of both recorded in the report.

This report is an important document and must be referred to before any building works are carried out. The report must be kept with your handbook and the checklists completed on a regular basis. You will be reminded when your specific checklists are due for submission.

### **Information for Employees Working in Premises where Asbestos Containing Materials Exist.**

Asbestos is made up of fibrous materials, which are flexible, mechanically strong and resistant to stretching, heat and chemicals. As a consequence asbestos has been used extensively in buildings. Examples of asbestos containing materials found in buildings include exterior asbestos cement cladding; gutters and pipes; fireproof sprays on structural steel joists; insulation boards in service ducts and wall partitions; ceiling and floor tiles and pipe and boiler lagging.

Asbestos containing products can produce very small fibrous dust particles, which can not be seen by the naked eye. It is only when these fibres become airborne, due to damage, deterioration, disturbance etc, that there is a risk to health.

### **If asbestos is maintained in good condition and is not disturbed or damaged it does not pose a health risk.**

The authority has a management system for ensuring that you are not exposed to asbestos containing materials that are in poor condition and may pose a health risk. This system is based on sound principals laid down by legislation and associated codes of practice and guidance.

It is not appropriate simply to remove all asbestos containing materials in buildings. Asbestos materials that are sound, undamaged and not releasing dust should be left alone. Any disturbance to such materials, however carefully controlled, will release fibres and be counter-productive.

Within the building you occupy, your department has nominated a Site Asbestos Monitoring Officer (SAMO). This individual is responsible for inspecting the asbestos containing materials to ensure they are not in a dangerous condition. Should you have any concerns about suspect materials within your premises you should contact the SAMO.

### **Restrictions on use, distribution and publication of the report**

We accept no responsibility or liability for the consequences of this document being used for purpose other than for which it was commissioned.

To the extent that the document is based on the information available at the time of writing, Sunderland City Council accepts no liability for any consequences should this report be used for any other purpose

If you require any further information regarding the report or its application please contact Caroline Bage, Asbestos Manager on Tel: 07557938966.

Yours sincerely,

Neil Guthrie  
Director of Development and Property

Sunderland  
City Council

# Sunderland City Council

*Control of Asbestos  
Regulations 2012*

## Asbestos Register for

**Jacky Whites Market, Market Hall, Sunderland, SR1 3DG**



**UPRN: - 412163**

**TF Ref:**

**Location of register:-**

**Premises Manager / Samo: - Tenant**

**Date: 20 November 2025**

**Contact Numbers List: -**

**Caroline Bage Asbestos Manager – 07557938966**

## Contents

	<u>Section</u>
• Plan of building and sample locations	1
• Photographs of areas sampled	2
• Survey information	3
• Asbestos Management Plan, Priority Assessments,	4
• Contacts Form, Code of Practice	4
• 5 Simple Steps of Asbestos Management	5
• Commonly asked questions	6

### Appendices

• Form 1 – Visitor Register	7
• Form 2 – Periodic Return Checklist and Schedule	8
• Form 3 – Works Notification Form	9
• Form 4 – Registration of All Disturbances	10
• Form 5 – Training Records	11

## Plan of Building and Samples Location

- (Item 1) Ref: Presumed – Cable wrap to income supply (0/002 electrics distribution store) – Low Risk
- (Item 2) Ref: Presumed – Electrics MEM (0/002 electrics distribution store) – Very Low Risk
- (Item 3) Ref: 412163-12 – Sealant to door frame (0/002 electrics distribution store) – Very Low Risk
- (Item 4) Ref: 412163-11 – Sealant to light (0/003 Loading bay) – Very Low Risk
- (Item 5) Ref: 412163-15 – Sealant to door frame (0/005 Lobby) – Very Low Risk
- (Item 6) Ref: As 412163-11 – Sealant to light (0/007 Loading Bay) - Very Low Risk
- (Item 7) Ref: 412162-16 – Soffit and fascia above fire exit (0/008 Lobby) – No Risk
- (Item 8) Ref: Presumed – Electrics MEM (0/008 Lobby) – Very Low Risk
- (Item 9) Ref: As 412163-11 – Sealant to light fitting (0/008 Lobby) – Very Low Risk
- (Item 10) Ref: 412163-17 – Firebreak to shopping centre (0/009 main entrance lobby void above) – No Risk
- (Item 11) Ref: As 412163-9 – Partition wall to corridor (0/012 Stairwell) – No Risk
- (Item 12) Ref: 412163-14 – Floor covering to vacant store unit 28 (0/013 Market hall) – No Risk
- (Item 13) Ref: As 412163-9 – Partition walls back side of first floor corridor (0/013 Market hall) – No Risk
- (Item 14) Ref: 412163-18 – Seal to ductwork (0/013 Market hall) – No Risk
- (Item 15) Ref: As 41263-9 – Skirting to partition wall (1/002 Corridor) – No Risk
- (Item 16) Ref: 412163-9 – Partition wall (1/002 Corridor) – No Risk
- (Item 17) Ref: 412163-10 – Sealant to door frames (1/002 Corridor) – Very Low Risk
- (Item 18) Ref: 412163-6 – Yellow and black floor covering below sink (1/003 Tea room) – Very Low Risk
- (Item 19) Ref: 412163-7 – White floor covering (1/003 Tea room) -Very Low Risk
- (Item 20) Ref: 412163-8 – Acoustic dampening finish to sink base (1/003 Tea room) – No Risk
- (Item 21) Ref: Presumed – Electrics MEM (1/007 Toilet cistern service void) – Very Low Risk
- (Item 22) Ref: 412163-4 – Remnant tile adhesive below lino (1/010 Prep room) – Very Low Risk
- (Item 23) Ref: 412163-5 – Sink pad (1/010 Prep room) – Removed
- (Item 24) Ref: 412163-3 – Black and white floor covering removed May 2021 Bitumen remains (1/011 Store) Very Low Risk
- (Item 25) Ref: 412163-1 – Remnant floor covering below cupboards (1/014 Office) – Very Low Risk
- (Item 26) Ref: 412163-2 – Floor covering (1/014 Office) – Very Low Risk
- (Item 27) Ref: 412163-19 – Mastic to light fittings (1/021 Chiller above greengrocer) – Very Low Risk
- (Item 28) Ref: 412163-20 - Seal to expansion joints (External) – No Risk
- (Item 29) Ref: 412163-21 – Damp proof course (External) – No Risk
- (Item 30) Ref: 412163-13 – Partition wall (1/016 Store/Former jewellery box outlet) – No Risk

- (Item 31) Ref: As 412163-13 – Partition wall (1/017 Store/Former jewellery box outlet) – No Risk
- (Item 32) Ref: As 412163-13 – Partition wall (1/017 Store void/Former jewellery box outlet) – No Risk
- (Item 33) Ref: NZ000693 – Mastic to joints (G/001 Large Room above market café) – No Risk
- (Item 34) Ref: NZ000694 – Debris/Residue to top of tiles and ductwork (G/001 Large Room above market café) – No Risk
- (Item 35) Ref: NZ000697 – Ductwork gaskets to pump (G/001 Large Room above market café) – No Risk
- (Item 36) Ref: NZ000695 – Mastic to joints (G/002 Large room above Butchers and Seafood stall) – No Risk
- (Item 37) Ref: NZ000696 - Debris/Residue to top of tiles and ductwork (G/002 Large room above Butchers and Seafood stall) – No Risk
- (Item 38) Ref: NZ000698 – Debris/residue within ductwork (G/002 Large room above Butchers and Seafood stall) – No Risk
- (Item 39) Ref: AW005594 – Ceiling void pipework gasket (G/001 Ground floor lift lobby room) – Very Low Risk
- (Item 40) Ref: AW005595 – Floor Debris (G/001 Ground floor lift lobby room) – No Risk
- (Item 41) Ref: AW005596 – Ceiling void panel to expansion joint (G/001 Ground floor lift lobby room) – No Risk
- (Item 42) Ref: OU001493 – Vinyl floor (Unit 71-71 G/01) – No Risk
- (Item 43) Ref: OU001494 – Residual adhesive beneath vinyl and screed (Unit 71-71 G/01) – No Risk
- (Item 44) Ref: PK002166 – Flash guards electrical switch gear (Store Room G/01) – Low Risk
- (Item 45) Ref: PK002167 – Bitumen drip wall and ceiling (Store Room G/01) – No Risk
- (Item 46) Ref: PK002168 – Residue wall (Store Room G/01) – No Risk

**Please note the survey carried out was non-intrusive. Should major refurbishment be planned for the property, further investigation will be required.**

## Photographs of Areas Sampled



### **Item 1 Ref: Presumed**

The cable wrap to income supply in the Electrics Distribution Store (Rm 0/02) is presumed to contain asbestos.

Any change in its appearance should be reported to Property Services.



### **Item 2 Ref: Presumed**

The electrics M.E.M in the Electrics Distribution Store (Rm 0/02) is presumed to contain asbestos.

Any change in its appearance should be reported to Property Services.

*Some items changed but no WCN received yet*



### **Item 3 Ref: 412163-12**

The sealant to door frame in the Electrics Distribution Store (Rm 0/02) contains asbestos.

Any change in its appearance should be reported to Property Services.

## Photographs of Areas Sampled (Cont)



### **Item 4 Ref: 412163-11**

The sealant to light in the Loading Bay (Rm 0/03) contains asbestos.

Any change in its appearance should be reported to Property Services.



### **Item 5 Ref: 412163-15**

The sealant to door frame in the Lobby (Rm 0/05) contains asbestos.

Any change in its appearance should be reported to Property Services.




### **Item 6 Ref: As 412163-11**

The sealant to light in the Loading Bay (Rm 0/07) contains asbestos.

Any change in its appearance should be reported to Property Services.

## Photographs of Areas Sampled (Cont)



### **Item 7 Ref: 412163-16**

The soffit and fascia above fire exit in the Lobby (Rm 0/08) does not contain asbestos.



### **Item 8 Ref: Presumed**

The electrics M.E.M in the Lobby (Rm 0/08) are presumed to contain asbestos.

*Item removed but no WCN received yet*



### **Item 9 Ref: As 412163-11**

The sealant to light fittings in the Lobby (Rm 0/08) contains asbestos.


Any change in its appearance should be reported to Property Services.

## **Photographs of Areas Sampled (Cont)**



### **Item 10 Ref: 412163-17**

The firebreak to shopping centre in the Main Entrance Lobby – void above suspended ceiling (Rm 0/09) does not contain asbestos.



### **Item 11 Ref: As 412163-9**

The partition wall to corridor in the Stairwell (Rm 0/12) does not contain asbestos.



### **Item 12 Ref: 412163-14**

The floor covering to vacant store unit 28 in the Market Hall (Rm 0/13) does not contain asbestos.

### Photographs of Areas Sampled (Cont)



#### **Item 13 Ref: As 412163-9**

The partition walls back side of first floor corridor in the Market Hall (Rm 0/13) does not contain asbestos.



#### **Item 14 Ref: 412163-18**

The seal to ductwork in the Market Hall (Rm 0/13) does not contain asbestos.



#### **Item 15 Ref: As 412163-9**

The skirting to partition wall in the Corridor (Rm 1/02) does not contain asbestos.

## Photographs of Areas Sampled (Cont)



### **Item 16 Ref: 412163-9**

The partition wall in the Corridor (Rm 1/02) does not contain asbestos.



### **Item 17 Ref: 412163-10**

The sealant to door frames in the Corridor (Rm 1/02) contains asbestos.

Any change in its appearance should be reported to Property Services.



### **Item 18 Ref: 412163-6**

The yellow and black floor covering below sink in the Tea Room (Rm 1/03) contains asbestos.

Any change in its appearance should be reported to Property Services.

## Photographs of Areas Sampled (Cont)



### **Item 19 Ref: 412163-7**

The white floor covering in the Tea Room (Rm 1/03) contains asbestos.

Any change in its appearance should be reported to Property Services.



### **Item 20 Ref: 412163-8**

The acoustic dampening finish to sink in the Tea Room (Rm 1/03) does not contain asbestos.



### **Item 21 Ref: Presumed**

The electrics M.E.M in the Toilet Cistern Service Void (Rm 1/07) are presumed to contain asbestos.

Any change in its appearance should be reported to Property Services.

## Photographs of Areas Sampled (Cont)



### **Item 22 Ref: 412163-4**

The remnant tile adhesive below lino in the Prep Room (Rm 1/10) contains asbestos.

Any change in its appearance should be reported to Property Services.



### **Item 23 Ref: 412163-5**

The sink pad in the Prep Room (Rm 1/10) contains asbestos.

Any change in its appearance should be reported to Property Services.



### **Item 24 Ref: 412163-3**

The black and white floor covering in the Store (Rm 1/11) contains asbestos. Removed May 2021. However Bitumen remains and any change in its appearance should be reported to Property Services.

## Photographs of Areas Sampled (Cont)



### **Item 25 Ref: 412163-1**

The remnant floor covering below cupboards in the Office (Rm 1/14) contains asbestos.

Any change in its appearance should be reported to Property Services.



### **Item 26 Ref: 412163-2**

The floor covering in the Office (Rm 1/14) contains asbestos.

Any change in its appearance should be reported to Property Services.



### **Item 27 Ref: 412163-19**

The mastic to light fittings in the Chiller above greengrocers (Rm 1/21) contains asbestos.

Any change in its appearance should be reported to Property Services.

## Photographs of Areas Sampled (Cont)



### **Item 28 Ref: 412163-20**

The seal to expansion joints (External) does not contain asbestos.



### **Item 29 Ref: 412163-21**

The damp proof course (External) does not contain asbestos.



### **Item 30 Ref: 412163-13**

The partition wall in the Store – Former Jewellery Box Outlet (Rm 1/16) does not contain asbestos.

## Photographs of Areas Sampled (Cont)



### **Item 31 Ref:As412163-13**

The partition wall in the Store – Former Jewellery Box Outlet (Rm 1/17) does not contain asbestos.



### **Item 32 Ref:As412163-13**

The partition wall in the void above Store – Former Jewellery Box Outlet (Rm 1/17) does not contain asbestos.



### **Item 33 Ref: NZ000693**

The mastic to joints (G/001 Large Room above market café) does not contain asbestos.

## Photographs of Areas Sampled (Cont)

### Item 34 Ref: NZ000694



The debris/residue to top of tiles and ductwork (G/001 Large Room above market café) does not contain asbestos.

### Item 35 Ref: NZ000697



The ductwork gaskets to pump (G/001 Large Room above market café) does not contain asbestos.

### Item 36 Ref: NZ000695



The mastic to joints (G/002 Large room above Butchers and Seafood stall) does not contain asbestos.

## Photographs of Areas Sampled (Cont)

### **Item 37 Ref: NZ000696**



The debris/residue to top of tiles and ductwork (G/002 Large room above Butchers and Seafood stall) does not contain asbestos.

### **Item 38 Ref: NZ000698**



The debris/residue within ductwork (G/002 Large room above Butchers and Seafood stall) does not contain asbestos.

### **Item 39 Ref: AW005594**



The ceiling void pipework gasket in the Room Lift Lobby (G/001) does contain asbestos.

Any change in appearance should be reported to Property Services.

**Photographs of Areas Sampled (Cont)**

**Item 40 Ref: AW005595**



The floor debris in the Room Lift Lobby (G/001) does not contain asbestos.

**Item 41 Ref: AW005596**



The ceiling void panel to expansion joint in the Room Lift Lobby (G/001) does not contain asbestos.


**Item 42 Ref: OU001493**



The vinyl floor to Unit 71-72 (G/01) does not contain asbestos.

## Photographs of Areas Sampled (Cont)

### Item 43 Ref: OU001494



The residual adhesive beneath vinyl screed to unit 71-72 (G/01) does not contain asbestos.

### Item 44 Ref: PK002166



The flash guards – electrical switch gear in the Store Room (G/01) does contain asbestos.

Any change in appearance should be reported to Property Services.

### Item 45 Ref: PK002167



The bitumen drip – wall and ceiling in the store room (G/01) does not contain asbestos.

**Photographs of Areas Sampled (Cont)**

**Item 46 Ref: PK002168**



The residue to the wall in the store room (G/01) does not contain asbestos.

Sunderland  
City Council

## Five Simple Steps to Asbestos Management

Each property has a nominated site asbestos monitoring officer (SAMO). The SAMO is responsible for maintaining this register and ensuring all necessary personnel are aware of the register including all maintenance, construction and service installers; undertaking periodic inspections and liaising with the Departmental Asbestos Co-ordinator and the Asbestos Manager in Property Services as necessary.

The SAMO's role is very important but this guide is hoped to ensure the requirements are easy and simple to follow.

### Step 1 – Receiving the Register

The SAMO is the tenant.

And the person is responsible for the register, where it is located and that it is kept up to date.

The register contains a plan of the premises and a photographic schedule of where the asbestos is and what risk is associated.

The SAMO must make all employees aware of the locations and should let any contractors entering the building view the register before any work is started.

### Step 2 – Periodic Inspections

The SAMO must look at the locations photographed and compare the asbestos now to when the photograph was taken and complete the checklist attached (Form 2).

The checklists are to be completed periodically in accordance with the schedule attached.

Should the SAMO come across some asbestos which has been disturbed, whether during refurbishment works or during the normal course of wear and tear, they should complete Form 4 as far as possible and contact Property Services for advice and remedial action.

In the meantime, they should ensure that access to the area containing the disturbed or damaged asbestos is prohibited until Property Services has made recommendations.

### Step 3 – Planned Work

All planned works that may disturb or danger any asbestos indicated, should be reported to Property Services using form 3 at least 21 days before the work is due to commence.

#### Step 4 – Contractors on Site

If a contractor arrives on site, the SAMO must :

- a. Make sure they read/view the register
- b. Get contractor to sign register to say he has read it (Form1).
- c. Get confirmation from the contractor that proposed works will not disturb any asbestos areas.
- d. If area is disturbed that was not identified in Register, advise Property Services immediately and complete Form 4.

#### Step 5 – Monitoring the Register

On completion of work get contractor to sign to say they didn't disturb any areas.

If alterations have occurred details should be forwarded to Property Services.

If you, as SAMO, are to leave your post, please notify your Departmental Co-ordinator to appoint another person and notify Property Services and the front of your register.

In the event of an exposure of asbestos, please refer to your site specific emergency procedures. However, as a minimum:

- Seal the area off completely. (Lock the area off if possible and post a notice on the door, "No access - Contact ..... " )
- If there is any air movement systems within the premises, shut it off.
- Contact the Asbestos Manager on 07557938966 immediately. Who will arrange for any remedial works / air monitoring.
- Start to complete the "Registration of Disturbances" form, which is in your register (Section 10 in the new style register).

Once the remedial works have been carried out and a clear air test certificate has been issued. Access to the area can be re-opened.

In the event that you are unable to contact the Asbestos Manager, please contact the Civic Centre on 520 5555 and ask for assistance from a building surveyor. Out of hours ring the City Alarm and Emergency Control room on 553 1999.

Central Safety can be contacted on 561 2311.

**In the event of a fire (or drill), the asbestos register must be taken outside to show the emergency services.**

## Commonly Asked Questions.

- **How often should SAMO's undertake inspections of asbestos containing materials?**  
The Asbestos Manager will inform the SAMO of how often the inspections should be undertaken.
- **What should a SAMO do if the asbestos containing materials are disturbed or damaged?**  
The SAMO should prohibit access to the areas until the Asbestos Manager in Property Services has been contacted and given recommendations.
- **Can employees put up decorations onto asbestos containing materials?**  
No decorations should be attached to asbestos containing materials. However, it is understood that some decoration is already attached to asbestos containing materials and these should be left in place.
- **Can a room with asbestos containing materials in the ceiling and wall be painted?**  
Yes, as long as the material is not rubbed or sanded down, as this may result in the release of asbestos fibres.
- **Why isn't all asbestos containing materials removed from buildings?**  
Because it is safer to leave asbestos containing materials in good condition in buildings. Removing the materials will result in a greater risk to health because of the consequential release of fibres.
- **When will asbestos containing material be removed from my building?**  
Asbestos containing materials will be removed if work involves the disturbance of the material e.g. during the refurbishment or dismantling of part of the building or structure.
- **What should a SAMO do if he/she has had no training in use of the register?**  
The SAMO should ring the Departmental Co-ordinator who will arrange training.

**Form 2**Inspection Schedule

Picture	Location	Risk	Inspection Frequency	Date of return
<b>Item 1</b>	<b>Cable wrap to income supply (0/002 electrics distribution store)</b>	<b>Low Risk</b>	<b>6 monthly</b>	<b>03/06/2026</b>
<b>Item 2</b>	<b>Electrics MEM (0/002 electrics distribution store)</b>	<b>Very Low Risk</b>	<b>12 monthly</b>	<b>03/06/2026</b>
<b>Item 3</b>	<b>Sealant to door frame (0/002 electrics distribution store)</b>	<b>Very Low Risk</b>	<b>12 monthly</b>	<b>03/06/2026</b>
<b>Item 4</b>	<b>Sealant to light (0/003 Loading bay)</b>	<b>Very Low Risk</b>	<b>12 monthly</b>	<b>03/06/2026</b>
<b>Item 5</b>	<b>Sealant to door frame (0/005 Lobby)</b>	<b>Very Low Risk</b>	<b>12 monthly</b>	<b>03/06/2026</b>
<b>Item 6</b>	<b>Sealant to light (0/007 Loading Bay)</b>	<b>Very Low Risk</b>	<b>12 monthly</b>	<b>03/06/2026</b>
<i>Item 7</i>	<i>No asbestos</i>	<i>Is present</i>		
<i>Item 8</i>	<i>Electrics MEM (0/008 Lobby)</i>	<i>Very Low Risk</i>	<b>Removed – reinspection survey says still in situ</b>	<b>Awaiting WCN</b>
<b>Item 9</b>	<b>Sealant to light fitting (0/008 Lobby)</b>	<b>Very Low Risk</b>	<b>12 monthly</b>	<b>03/06/2026</b>
<i>Item 10</i>	<i>No asbestos</i>	<i>Is present</i>		
<i>Item 11</i>	<i>No asbestos</i>	<i>Is present</i>		
<i>Item 12</i>	<i>No asbestos</i>	<i>Is present</i>		
<i>Item 13</i>	<i>No asbestos</i>	<i>Is present</i>		
<i>Item 14</i>	<i>No asbestos</i>	<i>Is present</i>		
<i>Item 15</i>	<i>No asbestos</i>	<i>Is present</i>		
<i>Item 16</i>	<i>No asbestos</i>	<i>Is present</i>		
<b>Item 17</b>	<b>Sealant to door frames (1/002 Corridor)</b>	<b>Very Low Risk</b>	<b>12 monthly</b>	<b>03/06/2026</b>

<b>Item 18</b>	<b>Yellow and black floor covering below sink (1/003 Tea room)</b>	<b>Very Low Risk</b>	<b>12 monthly</b>	<b>03/06/2026</b>
<b>Item 19</b>	<b>White floor covering (1/003 Tea room)</b>	<b>Very Low Risk</b>	<b>12 monthly</b>	<b>03/06/2026</b>
<i>Item 20</i>	<i>No asbestos</i>	<i>Is present</i>		
<b>Item 21</b>	<b>Electrics MEM (1/007 Toilet cistern service void)</b>	<b>Very Low Risk</b>	<b>12 monthly</b>	<b>03/06/2026</b>
<b>Item 22</b>	<b>Remnant tile adhesive below lino (1/010 Prep room)</b>	<b>Very Low Risk</b>	<b>12 monthly</b>	<b>03/06/2026</b>
<b>Item 23</b>	<b>Sink pad (1/010 Prep room)</b>	<b>Very Low Risk</b>	<b>12 monthly</b>	<b>03/06/2026</b>
<b>Item 24</b>	<b>Black and white floor covering removed (1/011 Store) however bitumen remains</b>	<b>Very Low Risk</b>	<b>12 monthly</b>	<b>03/06/2026</b>
<b>Item 25</b>	<b>Remnant floor covering below cupboards (1/014 Office)</b>	<b>Very Low Risk</b>	<b>12 monthly</b>	<b>03/06/2026</b>
<b>Item 26</b>	<b>Floor covering (1/014 Office)</b>	<b>Very Low Risk</b>	<b>12 monthly</b>	<b>03/06/2026</b>
<b>Item 27</b>	<b>Mastic to light fittings (1/021 Chiller above greengrocer)</b>	<b>Very Low Risk</b>	<b>12 monthly</b>	<b>03/06/2026</b>
<i>Item 28</i>	<i>No asbestos</i>	<i>Is present</i>		
<i>Item 29</i>	<i>No asbestos</i>	<i>Is present</i>		
<i>Item 30</i>	<i>No asbestos</i>	<i>Is present</i>		
<i>Item 31</i>	<i>No asbestos</i>	<i>Is present</i>		
<i>Item 32</i>	<i>No asbestos</i>	<i>Is present</i>		
<i>Item 33</i>	<i>No asbestos</i>	<i>Is present</i>		
<i>Item 34</i>	<i>No asbestos</i>	<i>Is present</i>		
<i>Item 35</i>	<i>No asbestos</i>	<i>Is present</i>		
<i>Item 36</i>	<i>No asbestos</i>	<i>Is present</i>		

Item 37	No asbestos	Is present		
Item 38	No asbestos	Is present		
<b>Item 39</b>	<b>Ceiling void pipework gasket (G/001 Ground floor lift lobby room)</b>	<b>Very Low Risk</b>	<b>N/A</b>	<b>Not accessible</b>
Item 40	No asbestos	Is present		
Item 41	No asbestos	Is present		
Item 42	No asbestos	Is present		
Item 43	No asbestos	Is present		
<b>Item 44</b>	<b>Flash guards electrical switch gear (Store Room G/01)</b>	<b>Low Risk</b>	<b>DO NOT</b>	<b>INSPECT</b>
Item 45	No asbestos	Is present		
Item 46	No asbestos	Is present		

**Form 2**

Periodic Return

<b>School/Site</b>	
<b>Date of Inspection</b>	
<b>Inspection By (signature)</b>	
<b>Print Name</b>	

**Good Practice Guidance:**

- Take photographs of ACMs for each inspection and store for future reference
- Compare previous photographs with current condition state to determine whether there has been any deterioration since the last inspection
- Replace missing/damaged asbestos labels/stickers

Ref:                      Condition                      Action Required                      Comments  
Same/change                      Yes/No

Sunderland  
City Council

**For Office Use Only**

<b>Actions Required</b>	
<b>Actions Completed</b>	
<b>Alterations to Register</b>	