

## **Forward**

### **ASBESTOS SURVEY REPORT FOR JOHN F KENNEDY PRIMARY SCHOOL, WASHINGTON**

I have enclosed for your information and retention the most recent asbestos survey (type 2/management) which applies to the property stated above. The purpose of the survey is to identify as far as possible, the materials containing asbestos fibres in your property.

The attached report is divided in sections so as to give as much information as possible, a basic reference section for use by premises managers and a more detailed report for use by contractors on site etc.

#### **Plan of the Building and Sample Locations**

This contains a plan of the building and identifies where asbestos samples have been taken from.

#### **Photographs of Areas Sampled**

This section contains photographs of all the areas where samples were taken. These photographs can be used when carrying out the periodic inspections to see if there has been any change or deterioration in its condition.

#### **Survey Information**

This section contains the survey information as printed from the central database held at Land and Property. It describes the type of asbestos present, its location, condition etc. Contractors should be shown this section along with the others when they are shown the register prior to starting any work.

#### **Priority Risk Assessments**

This section contains assessments which have been created using information from the survey and information on your property. This assessment helps to determine how often periodic checks on any asbestos need to be carried out by your Samo.

#### **5 Simple Steps to Asbestos Management**

This section details procedures for managing asbestos in your property. It gives guidance on the register, the inspections, any planned work and what to do when contractors arrive on site.

#### **Commonly asked Questions**

This section covers questions most commonly asked and can be referred to as/when the need arises.

The building has been surveyed as comprehensively as possible, all potentially fibrous materials have been examined and where necessary analysed by competent UKAS accredited analysts and the findings of both recorded in the report.

This report is an important document and must be referred to before any building works are carried out. The report must be kept with your tenants handbook and the checklists completed on a regular basis. You will be reminded when your specific checklists are due for submission.

### **Information for Employees Working in Premises where Asbestos Containing Materials Exist.**

Asbestos is made up of fibrous materials, which are flexible, mechanically strong and resistant to stretching, heat and chemicals. As a consequence asbestos has been used extensively in buildings. Examples of asbestos containing materials found in buildings include exterior asbestos cement cladding; gutters and pipes; fireproof sprays on structural steel joists; insulation boards in service ducts and wall partitions; ceiling and floor tiles and pipe and boiler lagging.

Asbestos containing products can produce very small fibrous dust particles, which can not be seen by the naked eye. It is only when these fibres become airborne, due to damage, deterioration, disturbance etc, that there is a risk to health.

### **If asbestos is maintained in good condition and is not disturbed or damaged it does not pose a health risk.**

The authority has a management system for ensuring that you are not exposed to asbestos containing materials that are in poor condition and may pose a health risk. This system is based on sound principals laid down by legislation and associated codes of practice and guidance.

It is not appropriate simply to remove all asbestos containing materials in buildings. Asbestos materials that are sound, undamaged and not releasing dust should be left alone. Any disturbance to such materials, however carefully controlled, will release fibres and be counter-productive.

Within the building you occupy, your department has nominated a Site Asbestos Monitoring Officer (SAMO). This individual is responsible for inspecting the asbestos containing materials to ensure they are not in a dangerous condition. Should you have any concerns about suspect materials within your premises you should contact the SAMO.

### **Restrictions on use, distribution and publication of the report**

We accept no responsibility or liability for the consequences of this document being used for purpose other than for which it was commissioned.

To the extent that the document is based on the information available at the time of writing, Sunderland City Council accepts no liability for any consequences should this report be used for any other purpose

If you require any further information regarding the report or its application please contact Caroline Bage, Asbestos Manager on Tel: 07557 938966.

Yours sincerely,

Paul Davies  
Assistant Director of Assurance and Property Services

Sunderland  
City Council

# Sunderland City Council

*Control of Asbestos  
Regulations 2012*

## **Asbestos Register for**

### **JOHN F KENNEDY PRIMARY SCHOOL, WASHINGTON**



**UPRN: - 39480**

**Location of register:-**

**Premises Manager / Samo: - Tenant**

**Date: 02 July 2025**

**Contact Numbers List: -**

**Caroline Bage - Asbestos Manager – 07557 938966**



## Contents

	<u>Section</u>
• Plan of building and sample locations	1
• Photographs of areas sampled	2
• Survey information	3
• Priority Assessments and Management Plan	4
• 5 Simple Steps of Asbestos Management	5
• Commonly asked questions	6

## Appendices

• Form 1 – Visitor Register	7
• Form 2 – Periodic Return Checklist and Schedule	8
• Form 3 – Works Notification Form	9
• Form 4 – Registration of All Disturbances	10
• Form 5 – Training Records	11

## **Plan of Building and Samples Location**

JP0672/07 – Gasket (Room B1/1/) (Item 1) No Risk  
JP0650/07 – Sink pad (Room 0/16) (Item 2) No Risk  
JP0651/07 – Sink pad (Room 0/17) (Item 3) No Risk  
JP0652/07 – Sink pad (Room 0/21) (Item 4) No Risk  
JP0653/07 – Sink pad (Room 0/22) (Item 5) No Risk  
JP0654/07 – Sink pad (Room 0/27) (Item 6) No Risk  
JP0655/07 – Sink pad (Room 0/28) (Item 7) No Risk  
JP0656/07 – Noising to stairs (Room 0/33) (Item 8) No Risk  
JP0657/07 – Sink pad (Room 0/36) (Item 9) No Risk  
JP0658/07 – Sink pad (Room 0/54) (Item 10) No Risk  
JP0659/07 – Sink pad (Room 0/55) (Item 11) No Risk  
JP0660/07 – Sink pad (Room 0/58) (Item 12) No Risk  
JP0661/07 – Sink pad (Room 0/59) (Item 13) No Risk  
JP0662/07 – Sink pad (Room 0/61) (Item 14) No Risk  
JP0663/07 – Sink pad (Room 0/62) (Item 15) No Risk  
JP0664/07 – Sink pad (Room 0/63) (Item 16) No Risk  
JP0665/07 – Sink pad (Room 0/65) (Item 17) Removed August 2015  
JP0666/07 – Blue floor tile (Room 0/74) (Item 18) No Risk  
JP0667/07 – Green floor tile (Caretakers Room 0/74) (Item 19) Low Risk – removed – no waste certificates on record  
JP0668/07 – Textured coating (Room 0/76) (Item 20) No Risk  
JP0669/07 – Textured coating (Room 0/77) (Item 21) No Risk  
JP0670/07 – Textured coating (Room 0/78) (Item 22) No Risk  
JP0671/07 – Sink pad (Room 0/79) (Item 23) No Risk  
VP003646 – Textured coating (Nursery/Play Room) (Item 24) Removed July 2024  
As VP003646 – Textured coating (DSR) (Item 25) Removed July 2024  
As VP003646 – Textured coating (Toilet) (Item 26) Removed July 2024  
As VP003646 – Textured coating (Quite Room) (Item 27) Removed July 2024  
As VP003646 – Textured coating (Entrance Lobby) (Item 28) Removed July 2024  
As VP003646 – Textured coating (Store Rm) (Item 29) Removed July 2024  
As VP003646 – Textured coating (Toilets) (Item 30) Removed July 2024  
As VP003646 – Textured coating (Utility) (Item 31) Removed July 2024  
As VP003646 – Textured coating (Kitchen) (Item 32) Removed July 2024  
As VP003646 – Textured coating (Store) (Item 33) Remove July 2024  
As 415279-5 – Ceiling (0/031 Caretakers Room) (Item 34) – No Risk  
As 415279-1 – Ceiling (0/032 Classroom void above) (Item 35) – No Risk  
As 415279-2 – Remnant floor adhesive beneath screed (0/033 Classroom) (Item 36) – Very Low Risk  
As 415279-1 – High level panels (0/033 Classroom) (Item 37) – No Risk  
As 415279-1 – Ceiling (0/033 Classroom) (Item 38) – No Risk  
415279-1 – Ceiling (0/034 Classroom) (Item 39) – No Risk  
415279-2 – Remnant floor adhesive beneath screed (0/034 Classroom) (Item 40) – Very Low Risk  
As 415279-1 – High level panels (0/034 Classroom) (Item 41) – No Risk

415279-3 – Remnant floor adhesive (0/035 Classroom) (Item 42) – No Risk  
 As 415279-3 – Remnant floor adhesive beneath screed (0/035a Store) (Item 43) – No Risk  
 As 415279-3 – Remnant floor adhesive beneath screed (0/042 Corridor) (Item 44) – No Risk  
 415279-5 – Ceiling adjacent 0/044 (0/042 Corridor) (Item 45) – No Risk  
 IC11/493 – Textured coating to ceiling above door (Door A) (Item 46) - No Risk  
 As IC11/493 – Textured coating to ceiling above door (Door B) (Item 47) - No Risk  
 As IC11/493 – Textured coating to ceiling above door (Door C) (Item 48) - No Risk  
 BS004215 – Residue to wall (Boiler Room 1) (Item 49) – No Risk  
 BS004216 – Residue to wall (Boiler Room 1) (Item 50) – No Risk  
 BS004217 – Residue to wall (Boiler Room 1) (Item 51) – No Risk  
 BS004218 – Residue to wall (Boiler Room 1) (Item 52) – No Risk  
 BS004219 – Residue to ceiling (Boiler Room 1) (Item 53) – No Risk  
 BS004220 – Residue to ceiling (Boiler Room 1) (Item 54) – No Risk  
 BS004221 – Debris to floor (Boiler Room 1) (Item 55) – No Risk  
 BS004222 – Residue to wall (Boiler Room 2) (Item 56) – No Risk  
 BS004223 – Residue to wall (Boiler Room 2) (Item 57) – No Risk  
 BS004224 – Residue to wall (Boiler Room 2) (Item 58) – No Risk  
 BS004225 – Residue to wall (Boiler Room 2) (Item 59) – No Risk  
 BS004226 – Residue to ceiling (Boiler Room 2) (Item 60) – No Risk  
 BS004227 – Residue to ceiling (Boiler Room 2) (Item 61) – No Risk  
 BS004228 – Debris to floor (Boiler Room 2) (Item 62) – No Risk  
 BS004229 – Residue to wall (Boiler Room 3) (Item 63) – No Risk  
 BS004230 – Residue to wall (Boiler Room 3) (Item 64) – No Risk  
 BS004231 – Residue to wall (Boiler Room 3) (Item 65) - Low Risk  
 BS004232 – Residue to wall (Boiler Room 3) (Item 66) – No Risk  
 BS004234 – Residue to ceiling (Boiler Room 3) (Item 67) -Very Low Risk  
 BS004235 – Debris to floor (Boiler Room 3) (Item 68) – No Risk  
 BS004236 – Debris to floor (Boiler Room 3) (Item 69) – No Risk  
 VP003636 – Ceiling panels above s-ceiling (Corridor) (Item 70) – No Risk  
 As VP003636 – Fibreboard ceiling panel (Boys Toilet) (Item 71) – No Risk  
 As VP003636 – Fibreboard ceiling panel (Girls Toilet) (Item 72) – No Risk  
 As VP003636 – Fibreboard ceiling panel (Staff Toilet) (Item 73) – No Risk  
 As VP003636 – Fibreboard ceiling panel (Year 2 Corridor) (Item 74) – No Risk  
 As VP003636 – Fibreboard ceiling panel (Teaching Area 2B) (Item 75) – No Risk  
 As VP003636 – Fibreboard ceiling panel (Teaching Area 2A) (Item 76) – No Risk  
 As VP003636 – Fibreboard ceiling panel (Year 1 Corridor) (Item 77) – No Risk  
 As VP003636 – Fibreboard ceiling panel (Teaching Area 1B) (Item 78) – No Risk  
 As VP003636 – Fibreboard ceiling panel (Teaching Area 1A) (Item 79) – No Risk  
 As VP003636 – Fibreboard ceiling panel (Reception Corridor) (Item 80) – No Risk  
 As VP003636 – Fibreboard ceiling panel (Lobby) (Item 81) – No Risk  
 As VP003636 – Fibreboard ceiling panel (Staff Toilet) (Item 82) – No Risk  
 As VP003636 – Fibreboard ceiling panel (Caretakes Room) (Item 83) – No Risk  
 As VP003636 – Fibreboard ceiling panel (Girls Toilet) (Item 84) – No Risk

As VP003636 – Fibreboard ceiling panel (Boys Toilet) (Item 85) – No Risk  
 As VP003636 – Fibreboard ceiling panel (Reception Class R3) (Item 86) – No Risk  
 As VP003636 – Fibreboard ceiling panel (Library L1) (Item 87) – No Risk  
 As VP003636 – Fibreboard ceiling panel (Circulation) (Item 88) – No Risk  
 VP003637 – Fibreboard Ceiling Panels (Year 3 Corridor) (Item 89) – No Risk  
 As VP003637 – Fibreboard Ceiling Panels (Library L1) (Item 90) – No Risk  
 As VP003637 – Fibreboard Ceiling Panels (Circulation) (Item 91) – No Risk  
 As VP003637 – Fibreboard Ceiling Panels (Store) (Item 92) – No Risk  
 As VP003637 – Fibreboard Ceiling Panels (Teaching Area 3) (Item 93) – No Risk  
 As VP003637 – Fibreboard Ceiling Panels (Teaching Area 3B) (Item 94) – No Risk  
 As VP003637 – Fibreboard Ceiling Panels (Year 4 Corridor) (Item 95) – No Risk  
 As VP003637 – Fibreboard Ceiling Panels (Teaching Area 4A) (Item 96) – No Risk  
 As VP003637 – Fibreboard Ceiling Panels (Art Corridor) (Item 97) – No Risk  
 As VP003637 – Fibreboard Ceiling Panels (Art Studio) (Item 98) – No Risk  
 As VP003637 – Fibreboard Ceiling Panels (Year 5 Corridor) (Item 99) – No Risk  
 As VP003637 – Fibreboard Ceiling Panels (Teaching Area 5A) (Item 100) – No Risk  
 As VP003637 – Fibreboard Ceiling Panels (Teaching Area 5B) (Item 101) – No Risk  
 As VP003637 – Fibreboard Ceiling Panels (Circulation) (Item 102) – No Risk  
 VP003644 – Textured coating to ceiling (Circulation) (Item 103) – No Risk  
 As VP003644 – Textured coating to ceiling (Girls Toilet) (Item 104) – No Risk  
 As VP003644 – Textured coating to ceiling (Boys Toilet) (Item 105) – No Risk  
 VP003645 – Fibreboard ceiling panels (Teaching Area 6C) (Item 106) – No Risk  
 As VP003645 – Fibreboard ceiling panels (Parents Room) (Item 107) – No Risk  
 As VP003645 – Fibreboard ceiling panels (Teaching Area 6A) (Item 108) – No Risk  
 As VP003645 – Fibreboard ceiling panels (Store) (Item 109) – No Risk  
 VP003657 – Residue to pipework (Loft 1) (Item 110) - No Risk  
 47656-15 – Ceiling (Classroom/003) (Item 111) – No Risk  
 47656-16 – Ceiling (Classroom/005) (Item 112) – No Risk  
 As 47656-16 – Ceiling (Classroom/006) (Item 113) – No Risk  
 As 47656-16 – Ceiling (Classroom/007) (Item 114) – No Risk  
 47656-17 – Ceiling (Classroom/008) (Item 115) – No Risk  
 As 47656-17 – Ceiling (Classroom/009) (Item 116) – No Risk  
 47656-18 – Pitched ceiling (Corridor/011) (Item 117) - No Risk  
 As 47656-13 – Fixed ceiling (Corridor void above/012) (Item 118) – No Risk  
 47656-13 – Fixed ceiling (Corridor void above/013) (Item 119) – No Risk  
 47656-19 – Ceiling (Classroom/019) (Item 120) – No Risk  
 As 47656-19 – Ceiling (Classroom/021) (Item 121) – No Risk  
 As 47656-19 – Ceiling (Classroom/022) (Item 122) – No Risk  
 47656-20 – Ceiling (Classroom/023) (Item 123) – No Risk  
 As 47656-20 – Ceiling (Classroom/025) (Item 124) – No Risk  
 47656-21 – Ceiling (Classroom/026) (Item 125) – No Risk  
 As 47656-20 – Ceiling (Classroom/028) (Item 126) – No Risk

47656-22 – Ceiling (Classroom/032 void above) (Item 127) – No Risk  
 As 47656-9 – Ceiling (Classroom/033) (Item 128) – No Risk  
 As 47656-9 – High level panels (Classroom/033) (Item 129) – No Risk  
 47656-9 – Ceiling (Community Room/034) (Item 130) – No Risk  
 As 47656-9 – High level panels (Community Room/034) (Item 131) – No Risk  
 47656-12 – Ceiling (Corridor/036) (Item 132) – No Risk  
 47656-1 – Debris to ceiling below reception (Loft Space/ 1/001) (Item 133) – No Risk  
 47656-2 – Debris to ceiling below year 1 (Loft Space/ 1/001) (Item 134) – No Risk  
 47656-3 – Debris to ceiling below year 2 (Loft Space/ 1/001) (Item 135) – No Risk  
 47656-4 – Debris to ceiling below year 5 (Loft Space/ 1/002) (Item 136) – No Risk  
 47656-5 – Debris to ceiling below year 4 (Loft Space/ 1/002) (Item 137) – No Risk  
 47656-6 – Debris to ceiling below year 3 (Loft Space/ 1/002) (Item 138) – No Risk  
 47656-7 – Debris to ceiling below equipment store (Loft Space/ 1/003) (Item 139) – No Risk  
 47656-8 – Debris to ceiling below community room (Loft Space/ 1/003) (Item 140) – No Risk  
 21-32784-1 – Bitumen adhesive to floor (Area 1/Year 6 Classroom) (Item 141) – No Risk  
 451175-1 – Flashing to roof (External main building slated roofs) (Item 142) – No Risk  
 451175-3 – Roof covering (External Roof 5) (Item 143) – No Risk  
 451175-4 – Roof covering (External Roof 6) (Item 144) – No Risk  
 451175-2 – Roof covering (External Roof 7) (Item 145) – No Risk  
 OI002096 – Bitumen roof felt beneath 1<sup>st</sup> row of concrete roof tiles (External Roof 3) (Item 146) – No Risk  
 OI002097 – Bitumen roof flashing (External Roof 3) (Item 147) – No Risk  
 OI002098 – Bitumen roof felt beneath 1<sup>st</sup> row of concrete roof tiles (External Roof 8) (Item 148) – No Risk  
 OI002099 – Bitumen roof flashing (External Roof 8) (Item 149) – No Risk  
 OI002103 – Bitumen roof felt (External Roof 1 Nursery) (Item 150) – No Risk  
 Presumed – Debris/Residue to ceiling (Boiler Room Plant Room 2 Z1/001) (Item 151) – Medium Risk  
 Presumed – Debris/Residue to walls (Boiler Room Plant Room 2 Z1/001) (Item 152) – Medium Risk  
 Presumed – Debris/Residue to wall opposite door, paint degraded (Boiler Room Plant Room 2 Z1/001) (Item 153) – Medium Risk  
 KX001875 – Debris/Residue to floor (Boiler Room Plant Room 2 Z1/001) (Item 154) – No Risk  
 KX001876 – Debris/Residue to floor (Boiler Room Plant Room 2 Z1/001) (Item 155) – Medium Risk  
 KX001877 – Debris/Residue within pipe penetration (Boiler Room Plant Room 2 Z1/001) (Item 156) – No Risk



Presumed – Debris/Residue to ceiling (Boiler Room Plant Room 3 Z1/002) (Item 157) – Medium Risk  
Presumed – Debris/Residue to walls (Boiler Room Plant Room 3 Z1/002) (Item 158) – Medium Risk  
Presumed – Debris/Residue to wall in corner, paint degraded (Boiler Room Plant Room 3 Z1/002) (Item 159) – Medium Risk  
KX001878 – Debris/Residue to floor (Boiler Room Plant Room 3 Z1/002) (Item 160) – No Risk  
KX001879 – Debris/Residue to floor (Boiler Room Plant Room 3 Z1/002) (Item 161) – No Risk  
KX001883 – Debris/Residue to corner penetration (Boiler Room Plant Room 1 Z1/003) (Item 162) – No Risk  
KX001882 – Debris/Residue to floor (Boiler Room Plant Room 1 Z1/003) (Item 163) – No Risk  
KX001880 – Debris/Residue to ceiling penetrations (Boiler Room Plant Room 1 Z1/003) (Item 164) – No Risk  
KX001881 – Debris/Residue within pipe penetrations to rear wall (Boiler Room Plant Room 1 Z1/003) (Item 165) – No Risk  
KX001872 – Ceiling (Male Toilets G/002) (Item 166) – No Risk  
As KX001872 – Ceiling (Corridor G/003) (Item 167) – No Risk  
As KX001872 – Ceiling (Corridor G/004) (Item 168) – No Risk  
KX001873 – Pipe joints Caulking/packing drainpipe joint to tank (Cupboard G/007) (Item 169) – No Risk  
As KX001873 – Pipe joints Caulking/packing drainpipe joint to tank (Cupboard G/016) (Item 170) – No Risk  
KX001874 – Ceiling (Store Room G/017) (Item 171) – No Risk  
NZ001548 – Floor parquet tiles (Classroom Hedgehog Room G/001) (item 172) – No Risk  
NZ001549 – Floor tile with adhesive (Kitchen G/003) (Item 173) – No Risk  
NZ001550 – Floor screed (Staff Room G/004) (Item 174) – No Risk  
As NZ001550 – Floor screed (Classroom proposed after school club G/005) (Item 175) – No Risk  
NZ001551 – Ceiling void ceiling above (Toilets staff adjacent caretakes room G/006) (Item 176) – No Risk  
As NZ001551 – Ceiling (Caretakes room adjacent staff toilet G/007) (Item 177) – No Risk

**Survey 406717 was taken for refurbishment to toilets at main entrance. No samples were taken but no asbestos was detected.**

**Survey 22-42771 was taken for refurbishment to Year 6 Classroom. No samples were taken but no asbestos was detected.**

**Survey J16154 was taken for refurbishment Year 3 Classrooms, No samples were taken but no asbestos was detected.**



*Please note there are residual asbestos “snots” on the wall within the boiler room which have been encapsulated. Further checks need to be carried out, prior to drilling into the walls. These walls were scraped and encapsulated in December 2013.*

The following roof voids were accessed and no asbestos was found:

Year 3 corridor – Loft 1	Library - Loft 1
Teaching area 3 – Loft 1	Teaching area 3B – Loft 1
Year 4 Corridor – Loft 1	Teaching area 4A – Loft 1
Teaching area 4B – Loft 1	Art corridor – Loft 1
Art Studio – Loft 1	Year 5 Corridor – Loft 1
Teaching Area 5A – Loft 1	Teaching Area 5B – Loft 1
Year 3 Corridor - Loft 1	Library L1 – Loft 1
Teaching area 3 – Loft 1	Teaching area 3B – Loft 1
Year 4 Corridor – Loft 1	Teaching area 4A – Loft 1
Teaching area 4B – Loft 1	Art corridor – Loft 1
Art studio – Loft 1	Year 5 Corridor – Loft 1
Teaching area 5A – Loft 1	Teaching Area 5B – Loft 1
Year 6 Corridor – Loft 2	Teaching area 6B – Loft 2
Teaching area 6A – Loft 2	Teaching Area 6C – Loft 2
Parents Room – Loft 2	Year 6 Corridor - Loft 2
Teaching area 6B – Loft 2	Teaching area 6A – Loft 2
Teaching area 6C – Loft 2	Underside of roof - Loft 2
Year 2 corridor – Loft 3	Library L1 – Loft 3
Teaching area 2B – Loft 3	Teaching area 2A – Loft 3
Year 1 Corridor – Loft 3	Teaching areas 1B - Loft 3
Teaching area 1A – Loft 3	Reception corridor – Loft 3
Reception Class R2 – Loft 3	Reception Class R3 – Loft 3
Reception class R – Loft 3	Underside of roof - Loft 3
Ceiling tops above store – Loft 4	Resource Room – Loft 4
Study Room – Loft 5	Teaching Assistant – Loft 5
Store room – Loft 6	Toilets - Loft 6
Ceiling tops - Loft 7	Ceiling tops - Loft 8
Ceiling tops - Loft 9	Ceiling tops - loft 10

**Please note the survey carried out was non-intrusive and any areas not listed above may not have been accessed or had samples taken, should major refurbishment be planned for the property, further investigation will be required.**

## Photographs of Areas Sampled



### **Item 1 Ref: JP0672/07**

The gasket to the pipe joints in the boiler room (Room B1/1) does not contain asbestos.



### **Item 2 - Ref: JP0650/07**

The sink pad from the classroom (Room 0/16) does not contain asbestos.



### **Item 3 - Ref: JP0651/07**

The sink pad to the classroom (Room 0/17) does not contain asbestos.

## Photographs of Areas Sampled (Cont)



### **Item 4 - Ref: JP0652/07**

The sink pad to the classroom (Room 0/21) does not contain asbestos.



### **Item 5 - Ref: JP0653/07**

The sink pad to the classroom (Room 0/22) does not contain asbestos.



### **Item 6 - Ref: JP0654/07**

The sink pad to the classroom (Room 0/27) does not contain asbestos.

## Photographs of Areas Sampled (Cont)

### **Item 7 - Ref: JP0655/07**



The sink pad to the classroom (Room 0/28) does not contain asbestos.

### **Item 8 - Ref: JP0656/07**



The nosing to the stairs in the corridor (Room 0/33) does not contain asbestos.



### **Item 9 - Ref: JP0657/07**

The sink pad to the kitchen (Room 0/36) does not contain asbestos

### **Photographs of Areas Sampled (Cont)**



#### **Item 10 - Ref: JP0658/07**

The sink pad to the classroom (Room 0/54) does not contain asbestos.



#### **Item 11 - Ref:JP0659/07**

The sink pad to the classroom (Room 0/55) does not contain asbestos.



#### **Item 12 - Ref: JP0660/07**

The sink pad to the classroom (Room 0/58) does not contain asbestos

## Photographs of Areas Sampled (Cont)

### **Item 13 - Ref:JP0661/07**



The sink pad to the classroom  
(Room 0/59) does not contain  
asbestos

### **Item 14 - Ref:JP0662/07**



The sink pad to the classroom  
(Room 0/61) does not contain  
asbestos

### **Item 15 - Ref:JP0663/07**



The sink pad to the classroom  
(Room 0/62) does not contain  
asbestos



### Photographs of Areas Sampled (Cont)



#### **Item 16 - Ref: JP0664/07**


The sink pad to the classroom (Room 0/63) does not contain asbestos



#### **Item 17 - Ref: JP0665/07**

The sink pad to the classroom (Room 0/65) contained asbestos.

*This was removed in August 2015.*



#### **Item 18 - Ref:JP0666/07**

The blue floor tiles to the caretakers office (Room 0/74) does not contain asbestos

## Photographs of Areas Sampled (Cont)



### **Item 19 - Ref:JP0667/07**

The blue floor tiles to the caretakers office (Room 0/74) contains asbestos.

Any change in its appearance should be recorded, and passed to Property Services.



### **Item 20 - Ref:JP0668/07**

The textured coating to the ceiling in the corridor (Room 0/76) does not contain asbestos.



### **Item 21 - Ref:JP0669/07**

The textured coating to the ceiling in the female WC (Room 0/77) does not contain asbestos.

## Photographs of Areas Sampled (Cont)

### **Item 22 - Ref:JP0670/07**



The textured coating to the ceiling in the male WC (Room 0/78) does not contain asbestos.

### **Item 23 - Ref:JP0671/07**



The sink pad in the classroom (Room 0/79) does not contain asbestos.



### **Item 24: Ref: VP003646**

*The textured coating to the ceiling within the nursery contains asbestos.*

*Removed July 2024*

## Photographs of Areas Sampled (Cont)



### **Item 25 - As:VP003646**

*The textured coating to the ceiling within the Domestic Service Room contains asbestos.*

*Removed July 2024*



### **Item 26 - As:VP003646**

*The textured coating to the ceiling within the toilets contains asbestos.*

*Removed July 2024*



### **Item 27: As VP003646**

*The textured coating to the ceiling within the adjacent room within the nursery contains asbestos.*

*Removed July 2024*

## Photographs of Areas Sampled (Cont)



### **Item 28 - As:VP003646**

*The textured coating to the ceiling within the entrance lobby contains asbestos.*

*Removed July 2024*



### **Item 29 - As:VP003646**

*The textured coating to the ceiling within the store room contains asbestos.*

*Removed July 2024*



### **Item 30: As VP003646**

*The textured coating to the ceiling within the toilets contains asbestos.*

*Removed July 2024*

## Photographs of Areas Sampled (Cont)



### **Item 31 - As:VP003646**

*The textured coating to the ceiling within the utility contains asbestos.*

*Removed July 2024*



### **Item 32 - As:VP003646**

*The textured coating to the ceiling within the kitchen contains asbestos.*

*Removed July 2024*



### **Item 33: As VP003646**

*The textured coating to the ceiling within the store contains asbestos.*

*Removed July 2024*



## Photographs of Areas Sampled (Cont)

### **Item 34 Ref: As 415279-5**



The ceiling in Rm 0/031  
Caretakers Room does not  
contain asbestos.

### **Item 35 Ref: As 415279-1**



The ceiling in Rm 0/032  
Classroom void above does  
not contain asbestos.

### **Item 36 Ref: As 415279-2**



The remnant floor adhesive  
beneath screed in Rm 0/033  
Classroom contains asbestos.

Any change in its appearance  
should be recorded and  
passed to Property Services.

## **Photographs of Areas Sampled (Cont)**

### **Item 37 Ref: As 415279-1**



The high level panels in Rm 0/033 Classroom do not contain asbestos.

### **Item 38 Ref: As 415279-1**



The ceiling in Rm 0/033 Classroom does not contain asbestos.

### **Item 39 Ref: 415279-1**



The ceiling in Rm 0/034 Classroom does not contain asbestos.

## Photographs of Areas Sampled (Cont)

### **Item 40 Ref: 415279-2**



The remnant floor adhesive beneath screed in Rm 0/034 Classroom contains asbestos.

Any change in its appearance should be recorded and passed to Property Services.

### **Item 41 Ref: As 415279-1**



The high level panels in Rm 0/034 Classroom do not contain asbestos.

### **Item 42 Ref: 415279-3**



The remnant floor adhesive in Rm 0/035 Classroom does not contain asbestos.

## Photographs of Areas Sampled (Cont)

### **Item 46 Ref: IC11-493**



The textured coating to ceiling above door (Door A) does not contain asbestos.

### **Item 47 Ref: As IC11-493**



The textured coating to ceiling above door (Door B) does not contain asbestos.

### **Item 48 Ref: As IC11-493**



The textured coating to ceiling above door (Door C) does not contain asbestos.

## Photographs of Areas Sampled (Cont)

### **Item 49 Ref: BS004215**



The Residue to wall (Boiler Room 1) does not contain asbestos.

### **Item 50 Ref: BS004216**



The Residue to wall (Boiler Room 1) does not contain asbestos.

### **Item 51 Ref: BS004217**



The Residue to wall (Boiler Room 1) does not contain asbestos.



## Photographs of Areas Sampled (Cont)

### **Item 52 Ref: BS004218**



The Residue to wall (Boiler Room 1) does not contain asbestos.

### **Item 53 Ref: BS004219**



The Residue to Ceiling (Boiler Room 1) does not contain asbestos.

### **Item 54 Ref: BS004220**



The Residue to Ceiling (Boiler Room 1) does not contain asbestos.



## Photographs of Areas Sampled (Cont)

### **Item 55 Ref: BS004221**




The Debris to floor (Boiler Room 1) does not contain asbestos.

### **Item 56 Ref: BS004222**



The Residue to wall (Boiler Room 2) does not contain asbestos.

### **Item 57 Ref: BS004223**



The Residue to wall (Boiler Room 2) does not contain asbestos.

## Photographs of Areas Sampled (Cont)

### **Item 58 Ref: BS004224**



The Residue to wall (Boiler Room 2) does not contain asbestos.

### **Item 59 Ref: BS004225**



The Residue to wall (Boiler Room 2) does not contain asbestos.

### **Item 60 Ref: BS004226**



The Residue to ceiling (Boiler Room 2) does not contain asbestos.

## Photographs of Areas Sampled (Cont)

### **Item 61 Ref: BS004227**



The Residue to ceiling  
(Boiler Room 2) does not  
contain asbestos.

### **Item 62 Ref: BS004228**



The Debris to floor (Boiler  
Room 2) does not contain  
asbestos.

### **Item 63 Ref: BS004229**



The Residue to wall (Boiler  
Room 3) does not contain  
asbestos.

## Photographs of Areas Sampled (Cont)

### **Item 64 Ref: BS004230**



The Residue to wall (Boiler Room 3) does not contain asbestos.

### **Item 65 Ref: BS004231**



The Residue to wall (Boiler Room 3) contains asbestos.

Any change in its appearance should be recorded and passed to Property Services.

### **Item 66 Ref: BS004232**



The Residue to wall (Boiler Room 3) does not contain asbestos.

## Photographs of Areas Sampled (Cont)

### **Item 67 Ref: BS004234**



The Residue to ceiling (Boiler Room 3) contains asbestos.

Any change in its appearance should be recorded and passed to Property Services.

### **Item 68 Ref: BS004235**



The Debris to floor (Boiler Room 3) does not contain asbestos.

### **Item 69 Ref: BS004236**



The Debris to floor (Boiler Room 3) does not contain asbestos.

## Photographs of Areas Sampled (Cont)

### **Item 70 Ref: VP003636**




The Ceiling panels above s-ceiling (Corridor) do not contain asbestos.

### **Item 71 Ref: As VP003636**



The Fibreboard ceiling panel (Boys Toilet) does not contain asbestos.

### **Item 72 Ref: As VP003636**



The Fibreboard ceiling panel (Girls Toilet) does not contain asbestos.



## Photographs of Areas Sampled (Cont)

### **Item 73 Ref: As VP003636**




The Fibreboard ceiling panel (Staff Toilet) does not contain asbestos.

### **Item 74 Ref: As VP003636**



The Fibreboard ceiling panel (Year 2 Corridor) does not contain asbestos.

### **Item 75 Ref: As VP003636**



The Fibreboard ceiling panel (Teaching Area 2B) does not contain asbestos.

## Photographs of Areas Sampled (Cont)

### **Item 76 Ref: As VP003636**



The Fibreboard ceiling panel (Teaching Area 2A) does not contain asbestos.

### **Item 77 Ref: As VP003636**



The Fibreboard ceiling panel (Year 1 Corridor) does not contain asbestos.

### **Item 78 Ref: As VP003636**



The Fibreboard ceiling panel (Teaching Area 1B) does not contain asbestos.

## Photographs of Areas Sampled (Cont)

### **Item 79 Ref: As VP003636**




The Fibreboard ceiling panel (Teaching Area 1A) does not contain asbestos.

### **Item 80 Ref: As VP003636**



The Fibreboard ceiling panel (Reception Corridor) does not contain asbestos.

### **Item 81 Ref: As VP003636**



The Fibreboard ceiling panel (Lobby) does not contain asbestos.

## Photographs of Areas Sampled (Cont)

### **Item 82 Ref: As VP003636**



The Fibreboard ceiling panel (Staff Toilet) does not contain asbestos.

### **Item 83 Ref: As VP003636**



The Fibreboard ceiling panel (Caretakes Room) does not contain asbestos.

### **Item 84 Ref: As VP003636**



The Fibreboard ceiling panel (Girls Toilet) does not contain asbestos.


## **Photographs of Areas Sampled (Cont)**

### **Item 85 Ref: As VP003636**



The Fibreboard ceiling panel (Boys Toilet) does not contain asbestos.

### **Item 86 Ref: As VP003636**



The Fibreboard ceiling panel (Reception Class R3) does not contain asbestos.

### **Item 87 Ref: As VP003636**



The Fibreboard ceiling panel (Library L1) does not contain asbestos.

## Photographs of Areas Sampled (Cont)

### **Item 88 Ref: As VP003636**



The Fibreboard ceiling panel (Circulation) does not contain asbestos.

### **Item 89 Ref: VP003637**



The Fibreboard Ceiling Panels (Year 3 Corridor) does not contain asbestos.

### **Item 90 Ref: As VP003637**



The Fibreboard Ceiling Panels (Library L1) does not contain asbestos.



## Photographs of Areas Sampled (Cont)

### **Item 91 Ref: As VP003637**



The Fibreboard Ceiling Panels (Circulation) does not contain asbestos.

### **Item 92 Ref: As VP003637**



The Fibreboard Ceiling Panels (Store) does not contain asbestos.

### **Item 93 Ref: As VP003637**



The Fibreboard Ceiling Panels (Teaching Area 3) does not contain asbestos.

## Photographs of Areas Sampled (Cont)

### **Item 94 Ref: As VP003637**



The Fibreboard Ceiling Panels (Teaching Area 3B) does not contain asbestos.

### **Item 95 Ref: As VP003637**



The Fibreboard Ceiling Panels (Year 4 Corridor) does not contain asbestos.

### **Item 96 Ref: As VP003637**



The Fibreboard Ceiling Panels (Teaching Area 4A) does not contain asbestos.

## **Photographs of Areas Sampled (Cont)**

### **Item 97 Ref: As VP003637**



The Fibreboard Ceiling Panels (Art Corridor) does not contain asbestos.

### **Item 98 Ref: As VP003637**



The Fibreboard Ceiling Panels (Art Studio) does not contain asbestos.

### **Item 99 Ref: As VP003637**



The Fibreboard Ceiling Panels (Year 5 Corridor) does not contain asbestos.

## Photographs of Areas Sampled (Cont)

### **Item 100 Ref: As VP003637**



The Fibreboard Ceiling Panels (Teaching Area 5A) does not contain asbestos.

### **Item 101 Ref: As VP003637**



The Fibreboard Ceiling Panels (Teaching Area 5B) does not contain asbestos.


### **Item 102 Ref: As VP003637**



The Fibreboard Ceiling Panels (Circulation) does not contain asbestos.

## Photographs of Areas Sampled (Cont)

### **Item 103 Ref: VP003644**



The Textured coating to ceiling (Circulation) does not contain asbestos.

### **Item 104 Ref: As VP003644**



The Textured coating to ceiling (Girls Toilet) does not contain asbestos.

### **Item 105 Ref: As VP003644**



The Textured coating to ceiling (Boys Toilet) does not contain asbestos.

## **Photographs of Areas Sampled (Cont)**

### **Item 106 Ref: VP003645**



The Fibreboard ceiling panels (Teaching Area 6C) does not contain asbestos.

### **Item 107 Ref: As VP003645**



The Fibreboard ceiling panels (Parents Room) does not contain asbestos.

### **Item 108 Ref: As VP003645**



The Fibreboard ceiling panels (Teaching Area 6A) does not contain asbestos.



## Photographs of Areas Sampled (Cont)

### **Item 109 Ref: As VP003645**



The Fibreboard ceiling panels (Store) does not contain asbestos.

### **Item 110 Ref: VP003657**



The Residue to pipework (Loft 1) does not contain asbestos.

### **Item 111 Ref: 47656-15**



The Ceiling (Classroom/003) does not contain asbestos.

## **Photographs of Areas Sampled (Cont)**

### **Item 112 Ref: 47656-16**



The Ceiling (Classroom/005)  
does not contain asbestos.

### **Item 113 Ref: As 47656-16**



The Ceiling (Classroom/006)  
does not contain asbestos.

### **Item 114 Ref: 47656-15**



The Ceiling (Classroom/007)  
does not contain asbestos.

## Photographs of Areas Sampled (Cont)

### **Item 115 Ref: 47656-17**




The Ceiling (Classroom/008)  
does not contain asbestos.

### **Item 116 Ref: As 47656-17**



The Ceiling (Classroom/009)  
does not contain asbestos.

### **Item 117 Ref: 47656-18**



The Pitched ceiling  
(Corridor/011) does not  
contain asbestos.

## Photographs of Areas Sampled (Cont)

### **Item 118 Ref: As 47656-13**



The Fixed ceiling (Corridor void above/012) does not contain asbestos.

### **Item 119 Ref: 47656-13**



The Fixed ceiling (Corridor void above/013) does not contain asbestos.

### **Item 120 Ref: 47656-19**



The Ceiling (Classroom/019) does not contain asbestos.

## Photographs of Areas Sampled (Cont)

### **Item 121 Ref: As 47656-19**



The Ceiling (Classroom/021)  
does not contain asbestos.

### **Item 122 Ref: As 47656-19**



The Ceiling (Classroom/022)  
does not contain asbestos.

### **Item 123 Ref: 47656-20**



The Ceiling (Classroom/023)  
does not contain asbestos.

## **Photographs of Areas Sampled (Cont)**

### **Item 124 Ref: As 47656-20**



The Ceiling (Classroom/025)  
does not contain asbestos.

### **Item 125 Ref: 47656-21**



The Ceiling (Classroom/026)  
does not contain asbestos.

### **Item 126 Ref: As 47656-20**



The Ceiling (Classroom/028)  
does not contain asbestos.



## **Photographs of Areas Sampled (Cont)**

### **Item 127 Ref: 47656-22**



The Ceiling (Classroom/032 void above) does not contain asbestos.

### **Item 128 Ref: As 47656-9**



The Ceiling (Classroom/033) does not contain asbestos.

### **Item 129 Ref: As 47656-9**



The High level panels (Classroom/033) does not contain asbestos.

## **Photographs of Areas Sampled (Cont)**

### **Item 130 Ref: 47656-9**



The Ceiling (Community Room/034) does not contain asbestos.

### **Item 131 Ref: As 47656-9**



The High level panels (Community Room/034) does not contain asbestos.

### **Item 132 Ref: 47656-12**



The Ceiling (Corridor/036) does not contain asbestos.

## Photographs of Areas Sampled (Cont)

### **Item 133 Ref: 47656-1**



The Debris to ceiling below reception (Loft Space/ 1/001) does not contain asbestos.

### **Item 134 Ref: 47656-2**



The Debris to ceiling below year 1 (Loft Space/ 1/001) does not contain asbestos.

### **Item 135 Ref: 47656-3**



The Debris to ceiling below year 2 (Loft Space/ 1/001) does not contain asbestos.

## Photographs of Areas Sampled (Cont)

### **Item 136 Ref: 47656-4**




The Debris to ceiling below year 5 (Loft Space/ 1/002) does not contain asbestos.

### **Item 137 Ref: 47656-5**



The Debris to ceiling below year 4 (Loft Space/ 1/002) does not contain asbestos.

### **Item 138 Ref: 47656-6**



The Debris to ceiling below year 3 (Loft Space/ 1/002) does not contain asbestos.

## Photographs of Areas Sampled (Cont)

### **Item 139 Ref: 47656-7**



The Debris to ceiling below equipment store (Loft Space/ 1/003) does not contain asbestos.

### **Item 140 Ref: 47656-8**



The Debris to ceiling below community room (Loft Space/ 1/003) does not contain asbestos.

### **Item 141 Ref: 21-32784-1**



The bitumen to the floor in Year 6 Classroom (Area 1) does not contain asbestos.



## Photographs of Areas Sampled (Cont)

### **Item 142 Ref: 451175-1**



The flashing to roof  
(External main building  
slated roofs) does not  
contain asbestos.

### **Item 143 Ref: 451175-3**



The roof covering (External  
Roof 5) does not contain  
asbestos.

### **Item 144 Ref: 451175-4**



The roof covering (External  
Roof 6) does not contain  
asbestos.



## Photographs of Areas Sampled (Cont)

### **Item 145 Ref: 451175-2**



The roof covering (External Roof 7) does not contain asbestos.

### **Item 146 Ref: OI002096**

No  
photograph  
provided

The bitumen roof felt beneath 1<sup>st</sup> row of concrete roof tiles (External Roof 3) does not contain asbestos.

### **Item 147 Ref: OI002097**

No  
photograph  
provided

The bitumen roof flashing (External Roof 3) does not contain asbestos.

**Photographs of Areas Sampled (Cont)**

**Item 148 Ref: OI002098**

No  
photograph  
provided

The bitumen roof felt  
beneath 1<sup>st</sup> row of concrete  
roof tiles (External Roof 8)  
does not contain asbestos.

**Item 149 Ref: OI002099**

No  
photograph  
provided

The bitumen roof flashing  
(External Roof 8) does not  
contain asbestos.

**Item 150 Ref: OI002103**

No  
photograph  
provided

The bitumen roof felt  
(External Roof 1 Nursery)  
does not contain asbestos.

## Photographs of Areas Sampled (Cont)

### **Item 151 Ref: Presumed**



The Debris/Residue to ceiling (Boiler Room Plant Room 2 Z1/001) is presumed to contain asbestos.

Any change in its appearance should be recorded and passed to Property Services.


### **Item 152 Ref: Presumed**



The Debris/Residue to walls (Boiler Room Plant Room 2 Z1/001) is presumed to contain asbestos.

Any change in its appearance should be recorded and passed to Property Services.

### **Item 153 Ref: Presumed**



The Debris/Residue to wall opposite door, paint degraded (Boiler Room Plant Room 2 Z1/001) is presumed to contain asbestos.

Any change in its appearance should be recorded and passed to Property Services.

## Photographs of Areas Sampled (Cont)

### **Item 154 Ref: KX001875**



The Debris/Residue to floor (Boiler Room Plant Room 2 Z1/001) does not contain asbestos.

### **Item 155 Ref: KX001876**



The Debris/Residue to floor (Boiler Room Plant Room 2 Z1/001) contains asbestos.

Any change in its appearance should be recorded and passed to Property Services.

### **Item 156 Ref: KX001877**



The Debris/Residue within pipe penetration (Boiler Room Plant Room 2 Z1/001) does not contain asbestos.

## Photographs of Areas Sampled (Cont)



### **Item 157 Ref: Presumed**

The Debris/Residue to ceiling (Boiler Room Plant Room 3 Z1/002) is presumed to contain asbestos.

Any change in its appearance should be recorded and passed to Property Services.



### **Item 158 Ref: Presumed**

The Debris/Residue to walls (Boiler Room Plant Room 3 Z1/002) is presumed to contain asbestos.

Any change in its appearance should be recorded and passed to Property Services.



### **Item 159 Ref: Presumed**

The Debris/Residue to wall in corner, paint degraded (Boiler Room Plant Room 3 Z1/002) is presumed to contain asbestos.

Any change in its appearance should be recorded and passed to Property Services.



## Photographs of Areas Sampled (Cont)

### **Item 160 Ref: KX001878**



The Debris/Residue to floor (Boiler Room Plant Room 3 Z1/002) does not contain asbestos.

### **Item 161 Ref: KX001879**



The Debris/Residue to floor (Boiler Room Plant Room 3 Z1/002) does not contain asbestos.

### **Item 162 Ref: KX001883**



The Debris/Residue to corner penetration (Boiler Room Plant Room 1 Z1/003) does not contain asbestos.



## Photographs of Areas Sampled (Cont)

### **Item 163 Ref: KX001882**



The Debris/Residue to floor (Boiler Room Plant Room 1 Z1/003) does not contain asbestos.

### **Item 164 Ref: KX001880**



The Debris/Residue to ceiling penetrations (Boiler Room Plant Room 1 Z1/003) does not contain asbestos.

### **Item 165 Ref: KX001881**



The Debris/Residue within pipe penetrations to rear wall (Boiler Room Plant Room 1 Z1/003) does not contain asbestos.

## Photographs of Areas Sampled (Cont)

### **Item 166 Ref: KX001872**



The Ceiling (Male Toilets G/002) does not contain asbestos.

### **Item 167 Ref: As KX001872**



The Ceiling (Corridor G/003) does not contain asbestos.

### **Item 168 Ref: As KX001872**



The Ceiling (Corridor G/004) does not contain asbestos.

## Photographs of Areas Sampled (Cont)

### **Item 169 Ref: KX001873**



The Pipe joints  
Caulking/packing drainpipe  
joint to tank (Cupboard G/007)  
does not contain asbestos.

### **Item 170 Ref: As KX001873**



The Pipe joints  
Caulking/packing drainpipe  
joint to tank (Cupboard G/016)  
does not contain asbestos.

### **Item 171 Ref: KX001874**



The Ceiling (Store Room  
G/017) does not contain  
asbestos.

## Photographs of Areas Sampled (Cont)

### **Item 172 Ref: NZ001548**



The Floor parquet tiles (Classroom Hedgehog Room G/001) does not contain asbestos.

### **Item 173 Ref: NZ001549**



The Floor tile with adhesive (Kitchen G/003) does not contain asbestos.

### **Item 174 Ref: NZ001550**



The Floor screed (Staff Room G/004) does not contain asbestos.

## Photographs of Areas Sampled (Cont)

### **Item 175 Ref: As NZ001550**




The Floor screed (Classroom proposed after school club G/005) does not contain asbestos.

### **Item 176 Ref: NZ001551**



The Ceiling void ceiling above (Toilets staff adjacent caretakes room G/006) does not contain asbestos.

### **Item 177 Ref: As NZ001551**



The Ceiling (Caretakes room adjacent staff toilet G/007) does not contain asbestos.



## Five Simple Steps to Asbestos Management

Each property has a nominated site asbestos monitoring officer (SAMO). The SAMO is responsible for maintaining this register and ensuring all necessary personnel are aware of the register including all maintenance, construction and service installers; undertaking periodic inspections and liaising with the Departmental Asbestos Co-ordinator and the Asbestos Manager in Property Services as necessary.

The SAMO's role is very important but this guide is hoped to ensure the requirements are easy and simple to follow.

### Step 1 – Receiving the Register

The SAMO is the tenant.

And the person is responsible for the register, where it is located and that it is kept up to date.

The register contains a plan of the premises and a photographic schedule of where the asbestos is and what risk is associated.

The SAMO must make all employees aware of the locations and should let any contractors entering the building view the register before any work is started.

### Step 2 – Periodic Inspections

The SAMO must look at the locations photographed and compare the asbestos now to when the photograph was taken and complete the checklist attached (Form 2).

The checklists are to be completed periodically in accordance with the schedule attached.

Should the SAMO come across some asbestos which has been disturbed, whether during refurbishment works or during the normal course of wear and tear, they should complete Form 4 as far as possible and contact Property Services for advice and remedial action.

In the meantime, they should ensure that access to the area containing the disturbed or damaged asbestos is prohibited until Property Services has made recommendations.

### Step 3 – Planned Work

All planned works that may disturb or danger any asbestos indicated, should be reported to Property Services using form 3 at least 21 days before the work is due to commence.



#### Step 4 – Contractors on Site

If a contractor arrives on site, the SAMO must:

- a. Make sure they read/view the register
- b. Get contractor to sign register to say he has read it (Form1).
- c. Get confirmation from the contractor that proposed works will not disturb any asbestos areas.
- d. If area is disturbed that was not identified in Register, advise Property Services immediately and complete Form 4.

#### Step 5 – Monitoring the Register

On completion of work get contractor to sign to say they didn't disturb any areas.

If alterations have occurred details should be forwarded to Property Services.

If you, as SAMO, are to leave your post, please notify your Departmental Co-ordinator to appoint another person and notify Property Services and the front of your register.

In the event of an exposure of asbestos, please refer to the school specific emergency procedures, held in the Asbestos Management Plan. However as a minimum:

- Seal the area off completely. (Lock the area off if possible and post a notice on the door, "No access - Contact ..... " )
- If there is any air movement systems within the premises, shut it off.
- Contact the Asbestos Manager on 07557 938966 immediately. Who will arrange for any remedial works / air monitoring.
- Start to complete the "Registration of Disturbances" form, which is in your register (Section 10 in the new style register).

Once the remedial works have been carried out and a clear air test certificate has been issued. Access to the area can be re-opened.

In the event that you are unable to contact the Asbestos Manager, please contact the Civic Centre on 520 5555 and ask for assistance from a building surveyor. Out of hours ring the City Alarm and Emergency Control room on 553 2331.

**In the event of a fire (or drill), the asbestos register must be taken outside to show the emergency services.**

## Commonly Asked Questions.

- **How often should SAMO's undertake inspections of asbestos containing materials?**  
The Asbestos Manager will inform the SAMO of how often the inspections should be undertaken.
- **What should a SAMO do if the asbestos containing materials are disturbed or damaged?**  
The SAMO should prohibit access to the areas until the Asbestos Manager in Property Services has been contacted and given recommendations.
- **Can employees put up decorations onto asbestos containing materials?**  
No decorations should be attached to asbestos containing materials. However, it is understood that some decoration is already attached to asbestos containing materials and these should be left in place.
- **Can a room with asbestos containing materials in the ceiling and wall be painted?**  
Yes, as long as the material is not rubbed or sanded down, as this may result in the release of asbestos fibres.
- **Why isn't all asbestos containing materials removed from buildings?**  
Because it is safer to leave asbestos containing materials in good condition in buildings. Removing the materials will result in a greater risk to health because of the consequential release of fibres.
- **When will asbestos containing material be removed from my building?**  
Asbestos containing materials will be removed if work involves the disturbance of the material e.g. during the refurbishment or dismantling of part of the building or structure.
- **What should a SAMO do if he/she has had no training in use of the register?**  
The SAMO should ring the Departmental Co-ordinator who will arrange training.

Inspection Schedule

Picture	Location	Risk	Inspection Frequency	Date of return
<i>Item 1</i>	<i>No asbestos</i>	<i>Is present</i>		
<i>Item 2</i>	<i>No asbestos</i>	<i>Is present</i>		
<i>Item 3</i>	<i>No asbestos</i>	<i>Is present</i>		
<i>Item 4</i>	<i>No asbestos</i>	<i>Is present</i>		
<i>Item 5</i>	<i>No asbestos</i>	<i>Is present</i>		
<i>Item 6</i>	<i>No asbestos</i>	<i>Is present</i>		
<i>Item 7</i>	<i>No asbestos</i>	<i>Is present</i>		
<i>Item 8</i>	<i>No asbestos</i>	<i>Is present</i>		
<i>Item 9</i>	<i>No asbestos</i>	<i>Is present</i>		
<i>Item 10</i>	<i>No asbestos</i>	<i>Is present</i>		
<i>Item 11</i>	<i>No asbestos</i>	<i>Is present</i>		
<i>Item 12</i>	<i>No asbestos</i>	<i>Is present</i>		
<i>Item 13</i>	<i>No asbestos</i>	<i>Is present</i>		
<i>Item 14</i>	<i>No asbestos</i>	<i>Is present</i>		
<i>Item 15</i>	<i>No asbestos</i>	<i>Is present</i>		
<i>Item 16</i>	<i>No asbestos</i>	<i>Is present</i>		
<i>Item 17</i>	<i>Sink pad – Room 0/65</i>	<i>Low</i>	<i>Removed</i>	<i>August 2015</i>
<i>Item 18</i>	<i>No asbestos</i>	<i>Is present</i>		
<b>Item 19</b>	<b>Green floor tile – Room 0/74</b>	<b>Low</b>	<b>6 monthly</b>	<b>03.12.2024 removed – no waste certificates</b>
<i>Item 20</i>	<i>No asbestos</i>	<i>Is present</i>		
<i>Item 21</i>	<i>No asbestos</i>	<i>Is present</i>		
<i>Item 22</i>	<i>No asbestos</i>	<i>Is present</i>		
<i>Item 23</i>	<i>No asbestos</i>	<i>Is present</i>		
<i>Item 24</i>	<i>Textured coating to ceiling - Nursery/ Play Room</i>	<i>Low</i>	<i>6 monthly</i>	<i>Removed July 2024</i>
<i>Item 25</i>	<i>Textured coating to ceiling – DSR</i>	<i>Low</i>	<i>6 monthly</i>	<i>Removed July 2024</i>
<i>Item 26</i>	<i>Textured coating to ceiling - Toilet</i>	<i>Very Low</i>	<i>12 monthly</i>	<i>Removed July 2024</i>
<i>Item 27</i>	<i>Textured</i>	<i>Low</i>	<i>6 monthly</i>	<i>Removed</i>

	coating to ceiling - Quiet Room			July 2024
Item 28	Textured coating to ceiling - Lobby	Very Low	12 monthly	Removed July 2024
Item 29	Textured coating to ceiling – Store	Low	6 monthly	Removed July 2024
Item 30	Textured coating to ceiling - Toilets	Low	6 monthly	Removed July 2024
Item 31	Textured coating to ceiling – Utility	Very Low	12 monthly	Removed July 2024
Item 32	Textured coating to ceiling - Kitchen	Low	6 monthly	Removed July 2024
Item 33	Textured coating to ceiling - Store	Low	6 monthly	Removed July 2024
Item 34	No asbestos	Is present		
Item 35	No asbestos	Is present		
<b>Item 36</b>	<b>Remnant floor adhesive beneath screed (0/033 Classroom)</b>	<b>Very Low</b>	<b>12 monthly</b>	<b>03.12.2025</b>
Item 37	No asbestos	Is present		
Item 38	No asbestos	Is present		
Item 39	No asbestos	Is present		
<b>Item 40</b>	<b>Remnant floor adhesive beneath screed (0/034 Classroom)</b>	<b>Very Low</b>	<b>12 monthly</b>	<b>03.12.2025</b>
Item 41	No asbestos	Is present		
Item 42	No asbestos	Is present		
Item 43	No asbestos	Is present		
Item 44	No asbestos	Is present		
Item 45	No asbestos	Is present		
Item 46	No asbestos	Is present		
Item 47	No asbestos	Is present		
Item 48	No asbestos	Is present		
Item 49	No asbestos	Is present		
Item 50	No asbestos	Is present		

Item 51	No asbestos	Is present		
Item 52	No asbestos	Is present		
Item 53	No asbestos	Is present		
Item 54	No asbestos	Is present		
Item 55	No asbestos	Is present		
Item 56	No asbestos	Is present		
Item 57	No asbestos	Is present		
Item 58	No asbestos	Is present		
Item 59	No asbestos	Is present		
Item 60	No asbestos	Is present		
Item 61	No asbestos	Is present		
Item 62	No asbestos	Is present		
Item 63	No asbestos	Is present		
Item 64	No asbestos	Is present		
Item 65	Residue to wall (Boiler Room 3)	Low Risk	6 monthly	03.12.2025
Item 66	No asbestos	Is present		
Item 67	Residue to ceiling (Boiler Room 3)	Low Risk	6 monthly	03.12.2025
Item 68	No asbestos	Is present		
Item 69	No asbestos	Is present		
Item 70	No asbestos	Is present		
Item 71	No asbestos	Is present		
Item 72	No asbestos	Is present		
Item 73	No asbestos	Is present		
Item 74	No asbestos	Is present		
Item 75	No asbestos	Is present		
Item 76	No asbestos	Is present		
Item 77	No asbestos	Is present		
Item 78	No asbestos	Is present		
Item 79	No asbestos	Is present		
Item 80	No asbestos	Is present		
Item 81	No asbestos	Is present		
Item 82	No asbestos	Is present		
Item 83	No asbestos	Is present		
Item 84	No asbestos	Is present		
Item 85	No asbestos	Is present		
Item 86	No asbestos	Is present		
Item 87	No asbestos	Is present		
Item 88	No asbestos	Is present		
Item 89	No asbestos	Is present		
Item 90	No asbestos	Is present		
Item 91	No asbestos	Is present		
Item 92	No asbestos	Is present		

Item 93	No asbestos	Is present		
Item 94	No asbestos	Is present		
Item 95	No asbestos	Is present		
Item 96	No asbestos	Is present		
Item 97	No asbestos	Is present		
Item 98	No asbestos	Is present		
Item 99	No asbestos	Is present		
Item 100	No asbestos	Is present		
Item 101	No asbestos	Is present		
Item 102	No asbestos	Is present		
Item 103	No asbestos	Is present		
Item 104	No asbestos	Is present		
Item 105	No asbestos	Is present		
Item 106	No asbestos	Is present		
Item 107	No asbestos	Is present		
Item 108	No asbestos	Is present		
Item 109	No asbestos	Is present		
Item 110	No asbestos	Is present		
Item 111	No asbestos	Is present		
Item 112	No asbestos	Is present		
Item 113	No asbestos	Is present		
Item 114	No asbestos	Is present		
Item 115	No asbestos	Is present		
Item 116	No asbestos	Is present		
Item 117	No asbestos	Is present		
Item 118	No asbestos	Is present		
Item 119	No asbestos	Is present		
Item 120	No asbestos	Is present		
Item 121	No asbestos	Is present		
Item 122	No asbestos	Is present		
Item 123	No asbestos	Is present		
Item 124	No asbestos	Is present		
Item 125	No asbestos	Is present		
Item 126	No asbestos	Is present		
Item 127	No asbestos	Is present		
Item 128	No asbestos	Is present		
Item 129	No asbestos	Is present		
Item 130	No asbestos	Is present		
Item 131	No asbestos	Is present		
Item 132	No asbestos	Is present		
Item 133	No asbestos	Is present		
Item 134	No asbestos	Is present		
Item 135	No asbestos	Is present		
Item 136	No asbestos	Is present		
Item 137	No asbestos	Is present		
Item 138	No asbestos	Is present		



Item 139	No asbestos	Is present		
Item 140	No asbestos	Is present		
Item 141	No asbestos	Is present		
Item 142	No asbestos	Is present		
Item 143	No asbestos	Is present		
Item 144	No asbestos	Is present		
Item 145	No asbestos	Is present		
Item 146	No asbestos	Is present		
Item 147	No asbestos	Is present		
Item 148	No asbestos	Is present		
Item 149	No asbestos	Is present		
Item 150	No asbestos	Is present		
Item 151	Debris/Residue to ceiling (Boiler Room Plant Room 2 Z1/001)	Medium Risk		03.09.2025
Item 152	Debris/Residue to walls (Boiler Room Plant Room 2 Z1/001)	Medium Risk		03.09.2025
Item 153	Debris/Residue to wall opposite door, paint degraded (Boiler Room Plant Room 2 Z1/001)	Medium Risk		03.09.2025
Item 154	No asbestos	Is present		
Item 155	Debris/Residue to floor (Boiler Room Plant Room 2 Z1/001)	Medium Risk		03.09.2025
Item 156	No asbestos	Is present		
Item 157	No asbestos	Is present		
Item 158	Debris/Residue to ceiling (Boiler Room Plant Room 3 Z1/002)	Medium Risk		03.09.2025
Item 159	Debris/Residue to walls (Boiler Room Plant Room 3 Z1/002)	Medium Risk		03.09.2025

<b>Item 160</b>	<b>Debris/Residue to wall in corner, paint degraded (Boiler Room Plant Room 3 Z1/002)</b>	<b>Medium Risk</b>		<b>03.09.2025</b>
Item 161	No asbestos	Is present		
Item 162	No asbestos	Is present		
Item 163	No asbestos	Is present		
Item 164	No asbestos	Is present		
Item 165	No asbestos	Is present		
Item 166	No asbestos	Is present		
Item 167	No asbestos	Is present		
Item 168	No asbestos	Is present		
Item 169	No asbestos	Is present		
Item 170	No asbestos	Is present		
Item 171	No asbestos	Is present		
Item 172	No asbestos	Is present		
Item 173	No asbestos	Is present		
Item 174	No asbestos	Is present		
Item 175	No asbestos	Is present		
Item 176	No asbestos	Is present		
Item 177	No asbestos	Is present		

**Form 2****Periodic Return**

<b>School</b>	
<b>Date of Inspection</b>	
<b>Inspection By (signature)</b>	
<b>Print Name</b>	

**Good Practice Guidance:**

- Take photographs of ACMs for each inspection and store for future reference
- Compare previous photographs with current condition state to determine whether there has been any deterioration since the last inspection
- Replace missing/damaged asbestos labels/stickers

<u>Ref:</u>	<u>Condition</u> Same/change	<u>Action Required</u> Yes/No	<u>Comments</u>
-------------	---------------------------------	----------------------------------	-----------------

Sunderland  
City Council

**For Office Use Only**

<b>Actions Required</b>	
<b>Actions Completed</b>	
<b>Alterations to Register</b>	