

## **Foreward**

ASBESTOS SURVEY REPORT FOR RICKLETON PRIMARY SCHOOL,  
WASHINGTON, NE38 9EZ.

I have enclosed for your information and retention the most recent asbestos survey (Management) which applies to the property stated above. The purpose of the survey is to identify as far as possible, the materials containing asbestos fibres in your property.

The attached report is divided in sections so as to give as much information as possible, a basic reference section for use by premises managers and a more detailed report for use by contractors on site etc.

### **Plan of the Building and Sample Locations**

This contains a plan of the building and identifies where asbestos samples have been taken from.

### **Photographs of Areas Sampled**

This section contains photographs of all the areas where samples were taken. These photographs can be used when carrying out the periodic inspections to see if there has been any change or deterioration in its condition.

### **Survey Information**

This section contains the survey information as printed from the central database held at Land and Property. It describes the type of asbestos present, its location, condition etc. Contractors should be shown this section along with the others when they are shown the register prior to starting any work.

### **Priority Risk Assessments**

This section contains assessments which have been created using information from the survey and information on your property. This assessment helps to determine how often periodic checks on any asbestos need to be carried out by your Samo.

### **5 Simple Steps to Asbestos Management**

This section details procedures for managing asbestos in your property. It gives guidance on the register, the inspections, any planned work and what to do when contractors arrive on site.

### **Commonly asked Questions**

This section covers questions most commonly asked and can be referred to as/when the need arises.

The building has been surveyed as comprehensively as possible, all potentially fibrous materials have been examined and where necessary analysed by competent UKAS accredited analysts and the findings of both recorded in the report.

This report is an important document and must be referred to before any building works are carried out. The report must be kept with your handbook and the checklists completed on a regular basis. You will be reminded when your specific checklists are due for submission.

### **Information for Employees Working in Premises where Asbestos Containing Materials Exist.**

Asbestos is made up of fibrous materials, which are flexible, mechanically strong and resistant to stretching, heat and chemicals. As a consequence asbestos has been used extensively in buildings. Examples of asbestos containing materials found in buildings include exterior asbestos cement cladding; gutters and pipes; fireproof sprays on structural steel joists; insulation boards in service ducts and wall partitions; ceiling and floor tiles and pipe and boiler lagging.

Asbestos containing products can produce very small fibrous dust particles, which can not be seen by the naked eye. It is only when these fibres become airborne, due to damage, deterioration, disturbance etc, that there is a risk to health.

### **If asbestos is maintained in good condition and is not disturbed or damaged it does not pose a health risk.**

The authority has a management system for ensuring that you are not exposed to asbestos containing materials that are in poor condition and may pose a health risk. This system is based on sound principals laid down by legislation and associated codes of practice and guidance.

It is not appropriate simply to remove all asbestos containing materials in buildings. Asbestos materials that are sound, undamaged and not releasing dust should be left alone. Any disturbance to such materials, however carefully controlled, will release fibres and be counter-productive.

Within the building you occupy, your department has nominated a Site Asbestos Monitoring Officer (SAMO). This individual is responsible for inspecting the asbestos containing materials to ensure they are not in a dangerous condition. Should you have any concerns about suspect materials within your premises you should contact the SAMO.

### **Restrictions on use, distribution and publication of the report**

We accept no responsibility or liability for the consequences of this document being used for purpose other than for which it was commissioned.

To the extent that the document is based on the information available at the time of writing, Sunderland City Council accepts no liability for any consequences should this report be used by the Client for any other purpose.

If you require any further information regarding the report or its application please contact Caroline Bage, Asbestos Manager on Tel: 07557938966.

Yours sincerely,

Neil Guthrie  
Director of Development and Planning

Sunderland  
City Council

# Sunderland City Council

*Control of Asbestos  
Regulations 2012*

## Asbestos Register for

**Rickleton Primary School, Washington, NE38 9EZ**



**UPRN: - 412937**

**TF Ref:**

**Location of register:-**

**Premises Manager / Samo: - Tenant**

**Date: 05 June 2026**

**Contact Numbers List: -**

**Caroline Bage Asbestos Manager – 07557938966**

## Contents

	<u>Section</u>
• Plan of building and sample locations	1
• Photographs of areas sampled	2
• Survey information	3
• Asbestos Management Plan, Priority Assessments,	4
• Contacts Form, Code of Practice	4
• 5 Simple Steps of Asbestos Management	5
• Commonly asked questions	6

### Appendices

• Form 1 – Visitor Register	7
• Form 2 – Periodic Return Checklist and Schedule	8
• Form 3 – Works Notification Form	9
• Form 4 – Registration of All Disturbances	10
• Form 5 – Training Records	11

## **Plan of Building and Samples Location**

- (Item 1) Ref: As 412937-1 – Floor screed beneath lino (0/002 Nursery WC) – Very Low Risk
- (Item 2) Ref: As 412937-1 – Floor screed beneath lino (0/003 Nursery Classroom) – Very Low Risk
- (Item 3) Ref: As 412937-4 – Sealant to glazed door panel to 0/009 (0/003 Nursery Classroom) – Very Low Risk
- (Item 4) Ref: As 412937-3 – Floor covering (0/003a deputy) – Very Low Risk
- (Item 5) Ref: As 412937-1 – Floor screed (0/003a Store) – Very Low Risk
- (Item 6) Ref: 412937-1 – Floor screed (0/004 Cleaners cupboard) – Very Low Risk
- (Item 7) Ref: 412937-3 – Floor covering (0/005 Store) – Very Low Risk
- (Item 8) Ref: As 412937-1 – Floor screed (0/005 Store) – Very Low Risk
- (Item 9) Ref: As 412937-1 – Floor screed beneath lino (0/007 Kitchen) – Very Low Risk
- (Item 10) Ref: As 412937-1 – Floor screed beneath lino (0/008 Cloakroom) – Very Low Risk
- (Item 11) Ref: As 412937-1 – Floor screed (0/009 Office) – Very Low Risk
- (Item 12) Ref: 412937-4 – Sealant to glazed door panel (0/009 Office) – Very Low Risk
- (Item 13) Ref: As 412937-1 – Floor screed beneath lino (0/10 Link Corridor) – Very Low Risk
- (Item 14) Ref: As 412937-4 – Sealant to glazed panels to door (0/11 Classroom) – Very Low Risk
- (Item 15) Ref: As 412937-5 – Floor screed beneath carpet (0/11 Classroom) – No Risk
- (Item 16) Ref: 412937-5 – Floor screed beneath lino (0/12 Reception) – No Risk
- (Item 17) Ref: As 412937-5 – Floor screed (0/12a Cloakroom) – No Risk
- (Item 18) Ref: As 412937-5 – Floor screed beneath lino (0/12b Switch Cupboard) – No Risk
- (Item 19) Ref: 412937-6 – Floor covering (0/12b Switch Cupboard) – Very Low Risk
- (Item 20) Ref: As 412937-5 – Floor screed beneath lino (0/12c Switch Cupboard) – No Risk
- (Item 21) Ref: As 412937-6 – Floor covering (0/12c Switch Cupboard) – Very Low Risk
- (Item 22) Ref: As 412937-5 – Floor screed beneath carpet (0/13 Classroom) – No Risk
- (Item 23) Ref: As 412937-5 – Floor screed (beneath modern grey screed) (0/14 small Classroom) – No Risk
- (Item 24) Ref: As 412937-5 – Floor screed (beneath modern grey screed) (0/14a Cleaners Cupboard) – No Risk
- (Item 25) Ref: As 412937-5 – Floor screed (0/15 Lobby) – No Risk
- (Item 26) Rf: 412937-8 – Floor screed beneath lino (0/17 Link Corridor) – No Risk
- (Item 27) Ref: Presume – Pipework flange gasket (0/17 link corridor void above) – Very Low Risk
- (Item 28) Ref: As 412937-7 – Floor Screed (0/18 Classroom) – No Risk

- (Item 29) Ref: As 412937-7 – Floor screed below carpet and lino (0/21 Classroom) – No Risk
- (Item 30) Ref: As 412937-7 – Floor screed (021a Cleaners Store) – No Risk
- (Item 31) Ref: 412937-7 – Floor screed (0/22 Classroom) – No Risk
- (Item 32) Ref: As 412937-7 – Floor screed (beneath grey screed) (0/25 Classroom) – No Risk
- (Item 33) Ref: As 412937-8 – Floor screed (0/26 Deputy Head's Office) – No Risk
- (Item 34) Ref: 412937-13 – Sealant to glazed door panel (0/26 Deputy Head's Office) – No Risk
- (Item 35) Ref: As 412937-8 – Floor screed (0/27 Staff Room) – No Risk
- (Item 36) Ref: As 412937-8 – Floor screed (0/27a Store) – No Risk
- (Item 37) Ref: As 412937-12 – Floor covering (0/27a Store) – Very Low Risk
- (Item 38) Ref: 412937-14 – Floor covering (0/28 Male Staff WC) – Removed March 2021
- (Item 39) Ref: As 412937-8 – Floor screed (0/28 Male Staff WC) – Removed March 2021
- (Item 40) Ref: As 412937-14 – Floor covering (0/29 Female Staff WC) – Removed March 2021
- (Item 41) Ref: As 412937-8 – Floor screed (0/29 Female Staff WC) – Removed March 2021
- (Item 42) Ref: As 412937-8 – Floor screed (0/30 Head Teachers Office) – No Risk
- (Item 43) Ref: As 412937-8 – Floor screed (0/31 Reception Office) – No Risk
- (Item 44) Ref: 412937-9 – Floor covering (0/31b Battery Cupboard) – Very Low Risk
- (Item 45) Ref: As 412937-8 – Floor screed (0/31b Battery Cupboard) – No Risk
- (Item 46) Ref: As 412937-8 – Floor screed beneath carpet (0/32 Corridor) – No Risk
- (Item 47) Ref: As 412937-13 – Sealant to glazed door panel to 0/26 (0/32 Corridor) – No Risk
- (Item 48) Ref: As 412937-8 – Floor screed beneath lino (0/32a Store) – No Risk
- (Item 49) Ref: As 412937-8 – Floor screed (0/33 Photocopier Room) – No Risk
- (Item 50) Ref: As 412937-8 – Floor screed (0/34 Server Room) – No Risk
- (Item 51) Ref: As 412937-12 – Floor covering (0/34 Server Room) -Very Low Risk
- (Item 52) Ref: 412937-11 – Heater insulation (0/35 Store) – No Risk
- (Item 53) Ref: As 412937-8 – Floor screed (0/35 Store) – No Risk
- (Item 54) Ref: 412937-12 – Floor covering (0/35 Store) – Very Low Risk
- (Item 55) Ref: As 412937-8 – Floor screed beneath carpet (0/36 Reception corridor) – No Risk
- (Item 56) Ref: As 412937-15 – Floor screed (0/38 Main hall) – No Risk
- (Item 57) Ref: As 412937-15 – Floor screed (0/39 PE Store) – No Risk
- (Item 58) Ref: As 412937-16 – Floor covering (0/39 PE Store) - Very Low Risk
- (Item 59) Ref: 412937-17 – Packers to perimeter of suspended ceiling (0/39 PE Store void above) – No Risk
- (Item 60) Ref: As 412937-15 – Floor screed beneath lino (0/40 Store) – No Risk
- (Item 61) Ref: 412937-15 – Floor screed (0/41 Store) - No Risk
- (Item 62) Ref: 412937-16 – Sub floor covering (0/41 Store) – Very Low Risk
- (Item 63) Ref: As 412937-15 – Floor screed beneath lino (0/42 Annexe Classroom) - No Risk
- (Item 64) Ref: As 412937-15 – Floor screed beneath modern lino (0/42a Breakfast club kitchen) – No Risk

- (Item 65) Ref: As 412937-15 – Floor screed (0/42b Store) – No Risk
- (Item 66) Ref: As 412937-16 – Floor covering (0/42b Store) – Very Low Risk
- (Item 67) Ref: Presume – Pipework flange gasket (0/42b Store) – Very Low Risk
- (Item 68) Ref: As 412937-17 – Packing to perimeter of suspended ceiling (0/42b Store cupboard void above) – No Risk
- (Item 69) Ref: Presume – Pipework flange gasket (0/42b Store cupboard void above) – Very Low Risk
- (Item 70) Ref: As 412937-15 – Floor screed beneath modern lino (0/43 Lobby) – No Risk
- (Item 71) Ref: As 412937-15 – Floor screed beneath lino (0/44 Unisex WC) – No Risk
- (Item 72) Ref: As 412937-15 – Floor screed beneath modern lino (0/45 Disabled WC) – No Risk
- (Item 73) Ref: As 412937-15 – Floor screed beneath modern lino (0/45a Playroom) – No Risk
- (Item 74) Ref: As 412937-15 – Floor screed beneath carpet (0/46 Music Room) – No Risk
- (Item 75) Ref: As 412937-15 – Floor screed (0/45a Store) – No Risk
- (Item 76) Ref: 412937-29 – Remnant lagging to pipework beneath MMMF (0/47 Boiler Room) – No Risk
- (Item 77) Ref: 412937-30 – Residue to wall (adj ladder) (0/47 Boiler Room) – No Risk
- (Item 78) Ref: Presume – Gasket to bleed valves (0/47 Boiler Room) – Very Low Risk
- (Item 79) Ref: Presume – Pipework flange gasket (0/47 Boiler Room) – Very Low Risk
- (Item 80) Ref: As 412937-20 – Floor covering (0/48 Kitchen Store void above) – Very Low Risk
- (Item 81) Ref: As 412937-15 – Floor screed (0/48 Kitchen Store void above) – No Risk
- (Item 82) Ref: 412937-19 – Sink paint (0/48a Kitchen) – No Risk
- (Item 83) Ref: As 412937-20 – Beige floor tiles (0/49 Lobby) – Very Low Risk
- (Item 84) Ref: As 412937-15 – Floor screed beneath vinyl tiles (0/49 Lobby) – No Risk
- (Item 85) Ref: As 412937-20 – Beige floor tiles (0/49a Locker Room) – Very Low Risk
- (Item 86) Ref: As 412937-15 – Floor screed beneath vinyl tiles (0/49a Locker Room) – No Risk
- (Item 87) Ref: 412937-20 – Beige floor tiles (0/49b Kitchen Office) – Very Low Risk
- (Item 88) Ref: As 412937-15 – Floor screed beneath vinyl tiles (0/49b Kitchen Office) – No Risk
- (Item 89) Ref: As 412937-20 – Beige floor tiles (0/49c Staff WC) – Very Low Risk
- (Item 90) Ref: As 412937-15 - Floor screed beneath vinyl tiles (0/49c Staff WC) – No Risk
- (Item 91) Ref: 412937-21 – Floor screed (0/50 Classroom) – No Risk
- (Item 92) Ref: 412937-22 – Packing to perimeter of suspended ceiling (0/50 Classroom void above suspended ceiling adj skylight) – No Risk
- (Item 93) Ref: 412937-24 – Floor covering (0/50a Store) – Very Low Risk

- (Item 94) Ref: As 412937-21 – Floor screed (0/50a Store) – No Risk
- (Item 95) Ref: As 412937-24 – Floor covering (0/50b Electrics cupboard) – Very Low Risk
- (Item 96) Ref: As 412937-21 – Floor screed beneath tiles (0/50b Electric cupboard) – No Risk
- (Item 97) Ref: As 412937-21 – Floor screed (0/51 Classroom) – No Risk
- (Item 98) Ref: As 412937-21 – Floor screed (0/51a Store) – No Risk
- (Item 99) Ref: As 412937-22 – Packing to perimeter of suspended ceiling (051a Store void above) – No Risk
- (Item 100) Ref: 412937-23 – Debris (051a Store void above) – No Risk
- (Item 101) Ref: As 412937-21 – Floor screed beneath floor covering (0/52 Classroom) – No Risk
- (Item 102) Ref: As 412937-21 – Floor screed beneath carpet (0/52a Store) – No Risk
- (Item 103) Ref: As 412937-21 – Floor screed beneath carpet (0/53 Classroom) – No Risk
- (Item 104) Ref: As 412937-21 – Floor screed beneath carpet (0/55 Lobby) – No Risk
- (Item 105) Ref: As 412937-24 – Floor covering (0/57 Store) – Very Low Risk
- (Item 106) Ref: As 412937-21 – Floor screed (0/57 Store) – No Risk
- (Item 107) Ref: As 412937-22 – Packing to perimeter of suspended ceiling (0/57 Store void above) – No Risk
- (Item 108) Ref: As 412937-25 – Floor screed beneath modern lino (0/58 Medical Room) – No Risk
- (Item 109) Ref: As 412937-26 – Packing to perimeter of suspended ceiling (0/58 Medical Room void above) – No Risk
- (Item 110) Ref: As 412937-26 – Packing to perimeter of suspended ceiling (0/59 Cleaners Office void above) – No Risk
- (Item 111) Ref: As 412937-25 – Floor screed beneath carpet and modern lino (0/60 Entrance Lobby) – No Risk
- (Item 112) Ref: As 412937-26 – Packing to perimeter of suspended ceiling (0/60 Entrance lobby void above) – No Risk
- (Item 113) Ref: 412937-25 – Floor screed beneath carpet and modern lino (0/61 Classroom) - No Risk
- (Item 114) Ref: 412937-26 – Packing to perimeter of suspended ceiling (0/61 Classroom void above) – No Risk
- (Item 115) Ref: As 412937-25 – Floor screed beneath carpet (0/62 Classroom) – No Risk
- (Item 116) Ref: As 412937-26 – Packing to perimeter of suspended ceiling (0/62 Classroom void above) – No Risk
- (Item 117) Ref: As 412937-25 – Floor screed (0/63 Store) – No Risk
- (Item 118) Ref: As 412937-24 – Floor covering (0/63 Store) – Very Low Risk
- (Item 119) Ref: As 412937-24 – Floor covering (0/64 Accessible WC) – Removed March 2021
- (Item 120) Ref: As 412937-25 – Floor screed (0/64 Accessible WC) – Removed March 2021
- (Item 121) Ref: As 412937-25 – Floor screed beneath carpet (0/65 Classroom) – No risk
- (Item 122) Ref: As 412937-25 – Floor screed beneath lino (0/67 Lobby) – No Risk

- (Item 123) Ref: As 412937-25 – Floor screed beneath carpet (0/69 Classroom) – No Risk
- (Item 124) Ref: As 412937-25 – Floor screed beneath carpet (0/70 Classroom) – No Risk
- (Item 125) Ref: As 412937-25 – Floor screed beneath carpet (0/71 Classroom) – No Risk
- (Item 126) Ref: As 412937-25 – Floor screed beneath carpet and modern lino (0/72 Classroom) – No Risk
- (Item 127) Ref: As 412937-26 – Packing to perimeter of suspended ceiling (0/72 Corridor void above) – No Risk
- (Item 128) Ref: As 412937-25 – Floor screed beneath carpet (0/72a Corridor) – No Risk
- (Item 129) Ref: 412937-27 – Pipework flange gasket (0/75 Gas meter store) – No Risk
- (Item 130) Ref: 412937-28 – Seal to wall light (0/75 Gas meter store) – No Risk
- (Item 131) Ref: 412937-2 – Gaskets to redundant calorifier unit (1/001 Nursery block loft void) – Low Risk
- (Item 132) Ref: Presume – Gaskets to bleed valves (1/001 Nursery block loft void) – Low Risk
- (Item 133) Ref: Presume – Gasket to bleed valve (1/002 Area 2 Loft void) – Very Low Risk
- (Item 134) Ref: As 412937-17 – Packing perimeter of suspended ceilings (including ad hoc use to beams) (1/003 Area 3 Loft void) – No Risk
- (Item 135) Ref: As 412937-10 – Gasket to redundant calorifier unit (1/003 Area 3 Loft void) - (1/001 Nursery block loft void) – Very Low Risk
- (Item 136) Ref: Presume – Gasket to bleed valves (1/003 Area 3 Loft void) – Very Low Risk
- (Item 137) Ref: Presume – Gasket to bleed valves (1/004 Area 4 Loft void) – Very Low Risk
- (Item 138) Ref: 412937-10 – Gaskets to redundant calorifier unit (1/005 Staff Area loft void) – Low Risk
- (Item 139) Ref: Presume – Pipework flange gasket (1/006 Reception block loft void) – Very Low Risk
- (Item 140) Ref: As 412937-2 – Gasket to redundant calorifier unit (1/006 Reception block loft void) – Low Risk
- (Item 141) Ref: Presume – Pipework flange gasket (1/007 Annexe block loft void) – Very Low Risk
- (Item 142) Ref: 412937-18 – Packing material to beam claddings (1/007 Annexe block loft void) – No Risk
- (Item 143) Ref: As 412937-18 – Packing perimeter of suspended ceiling (including ad hoc use to beams) (1/007 Annexe block loft void) – No Risk
- (Item 144) Ref: Presume – Red mastic to ductwork (above kitchen 0/048a extract hood) (1/007 Annexe block loft void) – No Risk
- (Item 145) Ref: 21-35983-1 – Ceiling roof underside above suspended ceiling (Area 1/PE Store) – No Risk
- (Item 146) Ref: 21-35983-2 – Walls Bitumen residue from roof above suspended ceiling (Area 1/PE Store) – No Risk

- (Item 147) Ref: 21-35983-3 – Beige concrete composite tiles at doorway floor and skirting (Area 1/PE Store) – No Risk
- (Item 148) Ref: 21-35983-1 - Ceiling roof underside above suspended ceiling (Area 2/Sensory Room) – No Risk
- (Item 149) Ref: 21-35983-1 - Ceiling roof underside above suspended ceiling (Area 2/Sensory Room) – No Risk
- (Item 150) Ref: 21-35983-2 – Walls Bitumen residue from roof above suspended ceiling (Area 2/Sensory Room) – No Risk
- (Item 151) Ref: 21-35983-4 – Beige thermoplastic floor tiles (Area 2/Sensory Room) – Very Low Risk
- (Item 152) Ref: 21-35983-5 -Black resin composite floor covering below tiles (Area 2/Sensory Room) – No Risk
- (Item 153) Ref: 21-35983-6 -Black resin composite floor (Area 3/Staff Room) – No Risk
- (Item 154) Ref: Presumed – Pipework gasket within ceiling void adjacent light 31 too deeply recessed to sample (Classroom lights 26, 27, 28, 29, 31 G/003) – Very Low Risk
- (Item 155) Ref: NZ001617 – Ceiling void packers to ceiling track (Corridor lights 1, 3, 5, 6, 7 G/007) – No Risk
- (Item 156) Ref: NZ001618 – Floor tile with adhesive (Cupboard Electrical G/008) – Very Low Risk
- (Item 157) Ref: As NZ001617 – Ceiling void packers to ceiling track (Main hall lights 8, 9, 10, 11, 12, 13 G/011) – No Risk
- (Item 158) Ref: NZ001619 – Ceiling void packers to ceiling track (Classroom lights 14, 15, 17 G/012) – No Risk
- (Item 159) Ref: As NZ001619 – Ceiling void packers to ceiling track (Cloak room light 16 G/013) – No Risk
- (Item 160) Ref: OU003099 – Bitumen beneath modern vinyl and screed (Cleaners Cupboard G/01) – No Risk
- (Item 161) Ref: RO001330 – Bitumen Packer – Wall (Kitchen G/01) No Risk
- (Item 162) Ref: RO001331 – Insulation Residue – Ceiling Void (Kitchen G/01) – No Risk
- (Item 163) Ref: RO001328 – Red Mastic – Ducting (Store G/02) – No Risk
- (Item 164) Ref: RO001329 – Bitumen packer – Wall (Store G/02) – No Risk

### **Former Caretakers Bungalow**

- (Item 1) Ref: 1000855 – Textured coating Hallway - Low Risk
- (Item 2) Ref: As 1000855 – Textured coating Passage (Room 12) Low Risk
- (Item 3) Ref: As 1000855 – Textured coating Living Room (Room 4) Low Risk
- (Item 4) Ref: As 1000855 – Textured coating Kitchen (Room 5) Low Risk
- (Item 5) Ref: As 1000855 – Textured coating Toilet (Room 3) Low Risk
- (Item 6) Ref: As 1000855 – Textured coating Bathroom (Room 2) Low Risk
- (Item 7) Ref: As 1000855 – Textured coating Boiler Room Store (Room 1) Low Risk

- (Item 8) Ref: As 1000855 – Textured coating Store Room Cpd (Room 9) Low Risk
- (Item 9) Ref: As 1000855 – Textured coating Store Room Cpd (Room 10) Low Risk
- (Item 10) Ref: As 1000855 – Textured coating Bedroom 1 (Room 5) Low Risk
- (Item 11) Ref: As 1000855 – Textured coating Bedroom 2 (Room 7) Low Risk
- (Item 12) Ref: As 1000855 – Textured coating Bedroom 3 (Room 8) Low Risk
- (Item 13) Ref: 21-31833-1 – Debris to floor surrounding flue penetration (Area 1/Loft) – Very Low Risk

**Target refurbishment survey J194369 was carried out in the corridor no samples were taken but no asbestos was detected. Refer to the survey for further information.**

**Please note the survey carried out was non-intrusive. Should major refurbishment be planned for the property, further investigation will be required.**

## Photographs of Areas Sampled

### **Item 1 Ref: As 412937-1**



The floor screed beneath lino in Rm 0/002 Nursery WC contains asbestos.

Any change in its appearance should be recorded and passed to Property Services.


### **Item 2 Ref: As 412937-1**



The floor screed beneath lino in Rm 0/003 Nursery Classroom contains asbestos.

Any change in its appearance should be recorded and passed to Property Services.

### **Item 3 Ref: As 412937-4**



The sealant to glazed door panel to 0/009 Rm 0/003 Nursery Classroom contains asbestos.

Any change in its appearance should be recorded and passed to Property Services.

## Photographs of Areas Sampled (Cont)

### **Item 4 Ref: As 412937-3**



The floor covering in Rm 0/003a Store contains asbestos.

Any change in its appearance should be recorded and passed to Property Services.

### **Item 5 Ref: As 412937-1**



The floor screed in Rm 0/003a Store contains asbestos.

Any change in its appearance should be recorded and passed to Property Services.

### **Item 6 Ref: 412937-1**



The floor screed in 0/004 Cleaners cupboard contains asbestos.

Any change in its appearance should be recorded and passed to Property Services.

## Photographs of Areas Sampled (Cont)

### **Item 7 Ref: 412937-3**



The floor covering in Rm 0/005 Store contains asbestos.

Any change in its appearance should be recorded and passed to Property Services.

### **Item 8 Ref: As 412937-1**



The floor screed in Rm 0/005 Store contains asbestos.

Any change in its appearance should be recorded and passed to Property Services.

### **Item 9 Ref: As 412937-1**



The floor screed beneath lino in Rm 0/007 Kitchen contains asbestos.

Any change in its appearance should be recorded and passed to Property Services.

## Photographs of Areas Sampled (Cont)

### **Item 10 Ref: As 412937-1**



The floor screed beneath lino in Rm 0/008 Cloakroom contains asbestos.

Any change in its appearance should be recorded and passed to Property Services.


### **Item 11 Ref: As 412937-1**



The floor screed in Rm 0/009 Office contains asbestos.

Any change in its appearance should be recorded and passed to Property Services.

### **Item 12 Ref: 412937-4**



The sealant to glazed door panel in Rm 0/009 Office contains asbestos.

Any change in its appearance should be recorded and passed to Property Services.

## Photographs of Areas Sampled (Cont)

### **Item 13 Ref: As 412937-1**



The floor screed beneath lino in 0/10 Link Corridor contains asbestos.

Any change in its appearance should be recorded and passed to Property Services.

### **Item 14 Ref: As 412937-4**



The sealant to glazed panels to door in Rm 0/11 Classroom contains asbestos.

Any change in its appearance should be recorded and passed to Property Services.

### **Item 15 Ref: As 412937-5**



The floor screed beneath carpet in Rm 0/11 Classroom does not contain asbestos.

## Photographs of Areas Sampled (Cont)

### **Item 16 Ref: 412937-5**



The floor screed beneath lino in Rm 0/12 Reception does not contain asbestos.

### **Item 17 Ref: As 412937-5**



The floor screed in Rm 0/12a Cloakroom does not contain asbestos.

### **Item 18 Ref: As 412937-5**



The floor screed beneath lino in Rm 0/12b Switch Cupboard does not contain asbestos.

## Photographs of Areas Sampled (Cont)

### **Item 19 Ref: 412937-6**



The floor covering in Rm 0/12b Switch Cupboard contains asbestos.

Any change in its appearance should be recorded and passed to Property Services.

### **Item 20 Ref: As 412937-5**



The floor screed beneath lino in Rm 0/12c Switch Cupboard does not contain asbestos.

### **Item 21 Ref: As 412937-6**



The floor covering in Rm 0/12c Switch Cupboard contains asbestos.

Any change in its appearance should be recorded and passed to Property Services.

## Photographs of Areas Sampled (Cont)

### **Item 22 Ref: As 412937-5**



The floor screed beneath carpet in Rm 0/13 Classroom does not contain asbestos.

### **Item 23 Ref: As 412937-5**



The floor screed (beneath modern grey screed) in Rm 0/14 small Classroom does not contain asbestos.

### **Item 24 Ref: As 412937-5**



The floor screed (beneath modern grey screed) in Rm 00/14a Cleaners Cupboard does not contain asbestos.


## Photographs of Areas Sampled (Cont)

### **Item 25 Ref: As 412937-5**



The floor screed in Rm 0/15 Lobby does not contain asbestos.

### **Item 26 Ref: 412937-8**



The floor screed beneath lino in Rm 0/17 Link Corridor does not contain asbestos.

### **Item 27 Ref: Presumed**



The pipework flange gasket in Rm 0/17 link corridor void above is presumed to contain asbestos.

Any change in its appearance should be recorded and passed to Property Services.

## Photographs of Areas Sampled (Cont)

### **Item 28 Ref: As 412937-7**



The floor screed in Rm 0/18 Classroom does not contain asbestos.

### **Item 29 Ref: As 412937-7**



The floor screed below carpet and lino in Rm 0/21 Classroom does not contain asbestos.

### **Item 30 Ref: As 412937-7**



The floor screed in Rm 021a Cleaners Store does not contain asbestos.

## Photographs of Areas Sampled (Cont)

### **Item 31 Ref: As 412937-7**




The floor screed in Rm 0/22 Classroom does not contain asbestos.

### **Item 32 Ref: 412937-7**



The floor screed (beneath grey screed) in Rm 0/25 Classroom does not contain asbestos.

### **Item 33 Ref: As 412937-8**



The floor screed in Rm 0/26 Deputy Head's Office does not contain asbestos.

## Photographs of Areas Sampled (Cont)

### **Item 34 Ref: 412937-13**



The sealant to glazed door panel in Rm 0/26 Deputy Head's Office does not contain asbestos.

### **Item 35 Ref: As 412937-8**



The floor screed in Rm 0/27 Staff Room does not contain asbestos.

### **Item 36 Ref: As 412937-8**



The floor screed in Rm 0/27a Store does not contain asbestos.

## Photographs of Areas Sampled (Cont)

### **Item 37 Ref: As 412937-12**



The floor covering in Rm 0/27a Store contains asbestos.

Any change in its appearance should be recorded and passed to Property Services.

### **Item 38 Ref: 412937-14**



The floor covering in Rm 0/28 Male Staff WC contains asbestos.

***Removed March 2021***

### **Item 39 Ref: As 412937-8**



The floor screed in Rm 0/28 Male Staff WC does not contain asbestos.

***Removed March 2021***

## Photographs of Areas Sampled (Cont)

### **Item 40 Ref: As 412937-14**



The floor covering in Rm 0/29 Female Staff WC contains asbestos.

***Removed March 2021***


### **Item 41 Ref: As 412937-8**



The floor screed in Rm 0/29 Female Staff WC does not contain asbestos.

***Removed March 2021***

### **Item 42 Ref: As 412937-8**



The floor screed in Rm 0/30 Head Teachers Office does not contain asbestos.

## Photographs of Areas Sampled (Cont)

### **Item 43 Ref: As 412937-8**



The floor screed in Rm 0/31 Reception Office does not contain asbestos.


### **Item 44 Ref: 412937-9**



The floor covering in Rm 0/31b Battery Cupboard contains asbestos.

Any change in its appearance should be recorded and passed to Property Services.

### **Item 45 Ref: As 412937-8**



The floor screed in Rm 0/31b Battery Cupboard does not contain asbestos.

## Photographs of Areas Sampled (Cont)

### **Item 46 Ref: As 412937-8**




The floor screed beneath carpet in Rm 0/32 Corridor does not contain asbestos.

### **Item 47 Ref: As 412937-13**



The sealant to glazed door panel to 0/26 in Rm 0/32 Corridor does not contain asbestos.

### **Item 48 Ref: As 412937-8**



The floor screed beneath lino in Rm 0/32a Store does not contain asbestos.

## Photographs of Areas Sampled (Cont)

### **Item 49 Ref: As 412937-8**




The floor screed in Rm 0/33 Photocopier Room does not contain asbestos.

### **Item 50 Ref: As 412937-8**



The floor screed in Rm 0/34 Server Room does not contain asbestos.

### **Item 51 Ref: As 412937-12**



The floor covering in Rm 0/34 Server Room contains asbestos.

Any change in its appearance should be recorded and passed to Property Services.

## Photographs of Areas Sampled (Cont)

### **Item 52 Ref: 412937-11**



The heater insulation in Rm 0/35 Store does not contain asbestos.

### **Item 53 Ref: As 412937-8**



The floor screed in Rm 0/35 Store does not contain asbestos.

### **Item 54 Ref: 412937-12**



The floor covering in Rm 0/35 Store contains asbestos.

Any change in its appearance should be recorded and passed to Property Services.

## Photographs of Areas Sampled (Cont)

### **Item 55 Ref: As 412937-8**




The floor screed beneath carpet in Rm 0/36 Reception corridor does not contain asbestos.

### **Item 56 Ref: As 412937-15**



The floor screed in Rm 0/38 Main hall does not contain asbestos.

### **Item 57 Ref: As 412937-15**



The floor screed in Rm 0/39 PE Store does not contain asbestos.

## Photographs of Areas Sampled (Cont)

### **Item 58 Ref: As 412937-16**



The floor covering in Rm 0/39 PE Store contains asbestos.


Any change in its appearance should be recorded and passed to Property Services.

### **Item 59 Ref: 412937-17**



The packers to perimeter of suspended ceiling in Rm 0/39 PE Store void above do not contain asbestos.

### **Item 60 Ref: As 412937-15**




The floor screed beneath lino in Rm 0/40 Store does not contain asbestos.

## Photographs of Areas Sampled (Cont)



### **Item 61 Ref: 412937-15**

The floor screed in Rm 0/41 Store does not contain asbestos.



### **Item 62 Ref: 412937-16**

The sub floor covering in Rm 0/41 Store contains asbestos.

Any change in its appearance should be recorded and passed to Property Services.



### **Item 63 Ref: As 412937-15**

The floor screed beneath lino in Rm 0/42 Annexe Classroom does not contain asbestos.

## Photographs of Areas Sampled (Cont)

### **Item 64 Ref: As 412937-15**



The floor screed beneath modern lino in Rm 0/42a Breakfast club kitchen does not contain asbestos.

### **Item 65 Ref: As 412937-15**



The floor screed in Rm 0/42b Store does not contain asbestos.

### **Item 66 Ref: As 412937-16**



The floor covering in Rm 0/42b Store contains asbestos.

Any change in its appearance should be recorded and passed to Property Services.

## Photographs of Areas Sampled (Cont)

### **Item 67 Ref: Presumed**



The pipework flange gasket in Rm 0/42b Store is presumed to contain asbestos.


Any change in its appearance should be recorded and passed to Property Services.

### **Item 68 Ref: As 412937-17**



The packing to perimeter of suspended ceiling in Rm 0/42b Store cupboard void above does not contain asbestos.

### **Item 69 Ref: Presumed**



The pipework flange gasket in Rm 0/42b Store cupboard void above is presumed to contain asbestos.

Any change in its appearance should be recorded and passed to Property Services.

## Photographs of Areas Sampled (Cont)

### **Item 70 Ref: As 412937-15**



The floor screed beneath modern lino in Rm 0/43 Lobby does not contain asbestos.

### **Item 71 Ref: As 412937-15**



The floor screed beneath lino in Rm 0/44 Unisex WC does not contain asbestos.

### **Item 72 Ref: As 412937-15**



The floor screed beneath modern lino in Rm 0/45 Disabled WC does not contain asbestos.

## Photographs of Areas Sampled (Cont)

### **Item 73 Ref: As 412937-15**



The floor screed beneath modern lino in Rm 0/45a Playroom does not contain asbestos.

### **Item 74 Ref: As 412937-15**



The floor screed beneath carpet Rm 0/46 Music Room does not contain asbestos.

### **Item 75 Ref: As 412937-15**



The floor screed in Rm 0/45a Store does not contain asbestos.


## Photographs of Areas Sampled (Cont)

### **Item 76 Ref: 412937-29**




The remnant lagging to pipework beneath MMMF in Rm 0/47 Boiler Room does not contain asbestos.

### **Item 77 Ref: 412937-30**



The residue to wall (adj ladder) in Rm 0/47 Boiler Room does not contain asbestos.

### **Item 78 Ref: Presumed**



The gasket to bleed valves in Rm 0/47 Boiler Room is presumed to contain asbestos.

Any change in its appearance should be recorded and passed to Property Services.

## Photographs of Areas Sampled (Cont)



### **Item 79 Ref: Presumed**

The pipework flange gasket in Rm 0/47 Boiler Room is presumed to contain asbestos.

Any change in its appearance should be recorded and passed to Property Services.


### **Item 80 Ref: As 412937-20**



The floor covering in Rm 0/48 Kitchen Store and void above contains asbestos.

Any change in its appearance should be recorded and passed to Property Services.

### **Item 81 Ref: As 412937-15**



The floor screed in Rm 0/48 Kitchen Store and void above does not contain asbestos.

## Photographs of Areas Sampled (Cont)

### **Item 82 Ref: 412937-19**



The sink paint in Rm 0/48a Kitchen does not contain asbestos.

### **Item 83 Ref: As 412937-20**



The beige floor tiles in Rm 0/49 Lobby contain asbestos.  
Any change in its appearance should be recorded and passed to Property Services.

### **Item 84 Ref: As 412937-15**



The floor screed beneath vinyl tiles in Rm 0/49 Lobby does not contain asbestos.

## Photographs of Areas Sampled (Cont)

### **Item 85 Ref: As 412937-20**



The beige floor tiles in Rm 0/49a Locker Room contain asbestos.

Any change in its appearance should be recorded and passed to Property Services.

### **Item 86 Ref: As 412937-15**



The floor screed beneath vinyl tiles in Rm 0/49a Locker Room does not contain asbestos.

### **Item 87 Ref: 412937-20**



The beige floor tiles in Rm 0/49b Kitchen Office contain asbestos.

Any change in its appearance should be recorded and passed to Property Services.

## Photographs of Areas Sampled (Cont)

### **Item 88 Ref: As 412937-15**



The floor screed beneath vinyl tiles in Rm 0/49b Kitchen Office does not contain asbestos.


### **Item 89 Ref: As 412937-20**



The beige floor tiles in Rm 0/49c Staff WC contain asbestos.

Any change in its appearance should be recorded and passed to Property Services.

### **Item 90 Ref: As 412937-15**



The floor screed beneath vinyl tiles in Rm 0/49c Staff WC does not contain asbestos.

## Photographs of Areas Sampled (Cont)

### **Item 91 Ref: 412937-21**



The floor screed in Rm 0/50 Classroom does not contain asbestos.

### **Item 92 Ref: 412937-22**



The packing to perimeter of suspended ceiling in Rm 0/50 Classroom void above suspended ceiling adj skylight does not contain asbestos.

### **Item 93 Ref: 412937-24**



The floor covering in Rm 0/50a Store contains asbestos.

Any change in its appearance should be recorded and passed to Property Services.

## Photographs of Areas Sampled (Cont)

### **Item 94 Ref: As 412937-21**



The floor screed in Rm 0/50a Store does not contain asbestos.

### **Item 95 Ref: As 412937-24**



The floor covering in Rm 0/50b Electric cupboard contains asbestos.

Any change in its appearance should be recorded and passed to Property Services.

### **Item 96 Ref: As 412937-21**



The floor screed beneath tiles in Rm 0/50b Electric cupboard does not contain asbestos.


## Photographs of Areas Sampled (Cont)

### **Item 97 Ref: As 412937-21**



The floor screed in Rm 0/51 Classroom does not contain asbestos.

### **Item 98 Ref: As 412937-21**



The floor screed in Rm 0/51a Store does not contain asbestos.

### **Item 99 Ref: As 412937-22**



The packing to perimeter of suspended ceiling in Rm 051a Store void above does not contain asbestos.

## Photographs of Areas Sampled (Cont)

### **Item 100 Ref: 412937-23**




The debris in Rm 051a Store void above does not contain asbestos.

### **Item 101 Ref: As 412937-21**



The floor screed beneath floor covering in Rm 0/52 Classroom does not contain asbestos.

### **Item 102 Ref: As 412937-21**



The floor screed beneath carpet in Rm 0/52a Store does not contain asbestos.


## Photographs of Areas Sampled (Cont)

### **Item 103 Ref: As 412937-21**



The floor screed beneath carpet in Rm 0/53 Classroom does not contain asbestos.

### **Item 104 Ref: As 412937-21**



The floor screed beneath carpet in Rm 0/55 Lobby does not contain asbestos.

### **Item 105 Ref: As 412937-24**



The floor covering in Rm 0/57 Store contains asbestos.

Any change in its appearance should be recorded and passed to Property Services.

## Photographs of Areas Sampled (Cont)

### **Item 106 Ref: As 412937-21**



The floor screed in Rm 0/57  
Store does not contain  
asbestos.

### **Item 107 Ref: As 412937-22**



The packing to perimeter of  
suspended ceiling in Rm 0/57  
Store void above does not  
contain asbestos.

### **Item 108 Ref: As 412937-25**



The floor screed beneath  
modern lino in Rm 0/58  
Medical Room does not  
contain asbestos.

## Photographs of Areas Sampled (Cont)

### **Item 109 Ref: As 412937-26**



The packing to perimeter of suspended ceiling in Rm 0/58 Medical Room void above does not contain asbestos.

### **Item 110 Ref: As 412937-26**



The packing to perimeter of suspended ceiling in Rm 0/59 Cleaners Office void above does not contain asbestos.

### **Item 111 Ref: As 412937-25**



The floor screed beneath carpet and modern lino in Rm 0/60 Entrance Lobby does not contain asbestos.

## Photographs of Areas Sampled (Cont)

### **Item 112 Ref: As 412937-26**



The packing to perimeter of suspended ceiling in Rm 0/60 Entrance lobby void above does not contain asbestos.

### **Item 113 Ref: 412937-25**



The floor screed beneath carpet and modern lino in Rm 0/61 Classroom does not contain asbestos.

### **Item 114 Ref: As 412937-26**



The packing to perimeter of suspended ceiling in Rm 0/61 Classroom void above does not contain asbestos.

## Photographs of Areas Sampled (Cont)

### **Item 115 Ref: As 412937-25**



The floor screed beneath carpet in Rm 0/62 Classroom does not contain asbestos.

### **Item 116 Ref: As 412937-26**



The packing to perimeter of suspended ceiling in Rm 0/62 Classroom void above does not contain asbestos.

### **Item 117 Ref: As 412937-25**



The floor screed in Rm 0/63 Store does not contain asbestos.

## Photographs of Areas Sampled (Cont)

### Item 118 Ref: As 412937-24



The floor covering in Rm 0/63 Store contains asbestos.

Any change in its appearance should be recorded and passed to Property Services.


### Item 119 Ref: As 412937-24



The floor covering in Rm 0/64 Accessible WC contains asbestos.

***Removed March 2021***

### Item 120 Ref: As 412937-25



The floor screed in Rm 0/64 Accessible WC does not contain asbestos.

***Removed March 2021***

## Photographs of Areas Sampled (Cont)

### **Item 121 Ref: As 412937-25**



The floor screed beneath carpet in Rm 0/65 Classroom does not contain asbestos.

### **Item 122 Ref: As 412937-25**



The floor screed beneath lino in Rm 0/67 Lobby does not contain asbestos.

### **Item 123 Ref: As 412937-25**



The floor screed beneath carpet in Rm 0/69 Classroom does not contain asbestos.

## Photographs of Areas Sampled (Cont)

### **Item 124 Ref: As 412937-25**



The floor screed beneath carpet in Rm 0/70 Classroom does not contain asbestos.

### **Item 125 Ref: As 412937-25**



The floor screed beneath carpet in Rm 0/71 Classroom does not contain asbestos.

### **Item 126 Ref: As 412937-25**



The floor screed beneath carpet and modern lino in Rm 0/72 Classroom does not contain asbestos.

## Photographs of Areas Sampled (Cont)

### **Item 127 Ref: As 412937-26**



The packing to perimeter of suspended ceiling in Rm 0/72 Corridor void above does not contain asbestos.

### **Item 128 Ref: As 412937-25**



The floor screed beneath carpet in Rm 0/72a Corridor does not contain asbestos.

### **Item 129 Ref: 412937-27**



The pipework flange gasket in Rm 0/75 Gas meter store does not contain asbestos.

## Photographs of Areas Sampled (Cont)

### **Item 130 Ref: 412937-28**



The seal to wall light in Rm 0/75 Gas meter store does not contain asbestos.

### **Item 131 Ref: 412937-2**



The gaskets to redundant calorifier unit in Rm 1/001 Nursery block loft void contain asbestos.

Any change in its appearance should be recorded and passed to Property Services.

### **Item 132 Ref: Presumed**



The gaskets to bleed valves in Rm 1/001 Nursery block loft void are presumed to contain asbestos.

Any change in its appearance should be recorded and passed to Property Services.

## Photographs of Areas Sampled (Cont)

**No Image Provided**

### **Item 133 Ref: Presumed**

The gasket to bleed valve in Rm 1/002 Area 2 Loft void are presumed to contain asbestos.

Any change in its appearance should be recorded and passed to Property Services.



### **Item 134 Ref: As 412937-17**

The packing perimeter of suspended ceilings (including ad hoc use to beams) in Rm 1/003 Area 3 Loft void does not contain asbestos.



### **Item 135 Ref: As 412937-10**

The gasket to redundant calorifier unit (1/003 Area 3 Loft void) - (1/001 Nursery block loft void) contains asbestos.

Any change in its appearance should be recorded and passed to Property Services.

## Photographs of Areas Sampled (Cont)

### **Item 136 Ref: Presumed**



The gasket to bleed valves in Rm 1/003 Area 3 Loft void is presumed to contain asbestos.

Any change in its appearance should be recorded and passed to Property Services.

### **Item 137 Ref: Presumed**



The gasket to bleed valves in Rm 1/004 Area 4 Loft void is presumed to contain asbestos.

Any change in its appearance should be recorded and passed to Property Services.

### **Item 138 Ref: 412937-10**



The gaskets to redundant calorifier unit 1/005 Staff Area loft void contain asbestos.

Any change in its appearance should be recorded and passed to Property Services.

## Photographs of Areas Sampled (Cont)

### **Item 139 Ref: Presumed**



The pipework flange gasket in Rm 1/006 Reception block loft void is presumed to contain asbestos.

Any change in its appearance should be recorded and passed to Property Services.

### **Item 140 Ref: As 412937-2**



The gasket to redundant calorifier unit in Rm 1/006 Reception block loft void contains asbestos.

Any change in its appearance should be recorded and passed to Property Services.

### **Item 141 Ref: Presumed**



The pipework flange gasket in Rm 1/007 Annexe block loft void is presumed to contain asbestos.

Any change in its appearance should be recorded and passed to Property Services.

## Photographs of Areas Sampled (Cont)

### **Item 142 Ref: 412937-18**



The packing material to beam claddings in Rm 1/007 Annex block loft void does not contain asbestos.

### **Item 143 Ref: As 412937-18**



The packing perimeter of suspended ceiling (including ad hoc use to beams) in Rm 1/007 Annex block loft void does not contain asbestos.

### **Item 144 Ref: Presumed**



The red mastic to ductwork (above kitchen 0/048a extract hood) in Rm 1/007 Annex block loft void was originally presumed to contain asbestos.

***Survey J141088 states no asbestos.***

## Photographs of Areas Sampled (Cont)

### **Item 145 Ref: 21-35983-1**



The roof underside above the suspended ceiling in Rm 1 PE Store void does not contain asbestos.

### **Item 146 Ref: 21-35983-2**



The bitumen residue from roof above suspended ceiling in Rm 1 PE Store void does not contain asbestos.

### **Item 147 Ref: 21-35983-3**



The beige concrete composite tiles at doorway floor and skirting in Rm 1 PE Store does not contain asbestos.

**Photographs of Areas Sampled (Cont)**

**Item 148 Ref: 21-35983-1**



The roof underside above the suspended ceiling in Rm 2 Sensory room void does not contain asbestos.

**Item 149 Ref: 21-35983-1**



The roof underside above the suspended ceiling in Rm 2 Sensory room void does not contain asbestos.

**Item 150 Ref: 21-35983-2**



The bitumen residue from roof above suspended ceiling in Rm 2 Sensory room void does not contain asbestos.

## Photographs of Areas Sampled (Cont)

### **Item 151 Ref: 21-35983-4**



The beige thermoplastic tiles in Rm 2 Sensory room contain asbestos.

Any change in its appearance should be recorded and passed to Property Services.

### **Item 152 Ref: 21-35983-5**



The black resin composite floor covering below tiles in Rm 2 Sensory room does not contain asbestos.

### **Item 153 Ref: 21-35983-6**



The black resin composite floor covering in Rm 3 Staff room does not contain asbestos.

## Photographs of Areas Sampled (Cont)

### **Item 154 Ref: Presumed**



The Pipework gasket within ceiling void adjacent light 31 too deeply recessed to sample (Classroom lights 26, 27, 28, 29, 31 G/003) contain asbestos.

Any change in its appearance should be recorded and passed to Property Services.

### **Item 155 Ref: NX001617**



Ceiling void packers to ceiling track (Corridor lights 1, 3, 5, 6, 7 G/007) does not contain asbestos.

### **Item 156 Ref: NX001618**



The floor tile with adhesive (Cupboard Electrical G/008) contain asbestos.

Any change in its appearance should be recorded and passed to Property Services.

## Photographs of Areas Sampled (Cont)

### **Item 157 Ref: As NZ001617**



The ceiling void packers to ceiling track (Main hall lights 8, 9, 10, 11, 12, 13 G/011) does not contain asbestos.

### **Item 158 Ref: NX001619**



The ceiling void packers to ceiling track (Classroom lights 14, 15, 17 G/012) does not contain asbestos.

### **Item 159 Ref: As NX001619**



The ceiling void packers to ceiling track (Cloak room light 16 G/013) does not contain asbestos.

## Photographs of Areas Sampled (Cont)

### **Item 160 Ref: OU003099**



The bitumen beneath modern vinyl and screed in the cleaners cupboard G/01 does not contain asbestos.

### **Item 161 Ref: RO001330**



The bitumen packer – wall in the Kitchen G/01 does not contain asbestos.

### **Item 162 Ref: RO001331**



The insulation residue – Ceiling void in the Kitchen G/01 does not contain asbestos.

**Photographs of Areas Sampled (Cont)**

**Item 163 Ref: RO001328**



The red mastic – ducting in the Store G/02 does not contain asbestos.

**Item 164 Ref: RO001329**



The bitumen packer – wall in the Store G/02 does not contain asbestos.

**Photographs of Areas Sampled Former Caretakers Bungalow**

**Item 1 Ref: 1000855**

**No Image Provided**

The textured coating in Hallway contains asbestos.

Any change in its appearance should be recorded and passed to Property Services.


**Item 2 Ref: As 1000855**

**No Image Provided**

The textured coating in Passage (Room 12) contains asbestos.

Any change in its appearance should be recorded and passed to Property Services.

**Item 3 Ref: As 1000855**



The textured coating in Living Room (Room 4) contains asbestos.

Any change in its appearance should be recorded and passed to Property Services.

**Photographs of Areas Sampled Former Caretakers Bungalow continued**

**Item 4 Ref: As 1000855**

**No Image Provided**

The textured coating in Kitchen (Room 5) contains asbestos.

Any change in its appearance should be recorded and passed to Property Services.

**Item 5 Ref: As 1000855**

**No Image Provided**

The textured coating in Toilet (Room 3) contains asbestos.

Any change in its appearance should be recorded and passed to Property Services.

**Item 6 Ref: As 1000855**

**No Image Provided**

The textured coating in Bathroom (Room 2) contains asbestos.

Any change in its appearance should be recorded and passed to Property Services.

**Photographs of Areas Sampled Former Caretakers Bungalow continued**

**Item 7 Ref: As 1000855**

**No Image Provided**

The textured coating in Boiler Room Store (Room 1) contains asbestos.

Any change in its appearance should be recorded and passed to Property Services.

**Item 8 Ref: As 1000855**

**No Image Provided**

The textured coating in Store Room Cupboard (Room 9) contains asbestos.

Any change in its appearance should be recorded and passed to Property Services.

**Item 9 Ref: As 1000855**

**No Image Provided**

The textured coating in Store Room Cupboard (Room 10) contains asbestos.

Any change in its appearance should be recorded and passed to Property Services.

**Photographs of Areas Sampled Former Caretakers Bungalow continued**

**Item 10 Ref: As 1000855**

**No Image Provided**

The textured coating in Bedroom 1 (Room 5) contains asbestos.

Any change in its appearance should be recorded and passed to Property Services.

**Item 11 Ref: As 1000855**

**No Image Provided**

The textured coating in Bedroom 2 (Room 7) contains asbestos.

Any change in its appearance should be recorded and passed to Property Services.

**Item 12 Ref: As 1000855**

**No Image Provided**

The textured coating in Bedroom 3 (Room 8) contains asbestos.

Any change in its appearance should be recorded and passed to Property Services.

**Photographs of Areas Sampled Former Caretakers Bungalow continued**

**Item 13 Ref: 21-31833-1**



The debris to the floor surrounding the flue penetration (Loft) contains asbestos.

Any change in its appearance should be recorded and passed to Property Services.

Sunderland  
City Council

## Five Simple Steps to Asbestos Management

Each property has a nominated site asbestos monitoring officer (SAMO). The SAMO is responsible for maintaining this register and ensuring all necessary personnel are aware of the register including all maintenance, construction and service installers; undertaking periodic inspections and liaising with the Departmental Asbestos Co-ordinator and the Asbestos Manager in Property Services as necessary.

The SAMO's role is very important but this guide is hoped to ensure the requirements are easy and simple to follow.

### Step 1 – Receiving the Register

The SAMO is the tenant.

And the person is responsible for the register, where it is located and that it is kept up to date.

The register contains a plan of the premises and a photographic schedule of where the asbestos is and what risk is associated.

The SAMO must make all employees aware of the locations and should let any contractors entering the building view the register before any work is started.

### Step 2 – Periodic Inspections

The SAMO must look at the locations photographed and compare the asbestos now to when the photograph was taken and complete the checklist attached (Form 2).

The checklists are to be completed periodically in accordance with the schedule attached.

Should the SAMO come across some asbestos which has been disturbed, whether during refurbishment works or during the normal course of wear and tear, they should complete Form 4 as far as possible and contact Property Services for advice and remedial action.

In the meantime, they should ensure that access to the area containing the disturbed or damaged asbestos is prohibited until Property Services has made recommendations.

### Step 3 – Planned Work

All planned works that may disturb or danger any asbestos indicated, should be reported to Property Services using form 3 at least 21 days before the work is due to commence.

#### Step 4 – Contractors on Site

If a contractor arrives on site, the SAMO must :

- a. Make sure they read/view the register
- b. Get contractor to sign register to say he has read it (Form1).
- c. Get confirmation from the contractor that proposed works will not disturb any asbestos areas.
- d. If area is disturbed that was not identified in Register, advise Property Services immediately and complete Form 4.

#### Step 5 – Monitoring the Register

On completion of work get contractor to sign to say they didn't disturb any areas.

If alterations have occurred details should be forwarded to Property Services.

If you, as SAMO, are to leave your post, please notify your Departmental Co-ordinator to appoint another person and notify Property Services and the front of your register.

In the event of an exposure of asbestos, please refer to your site specific emergency procedures. However, as a minimum:

- Seal the area off completely. (Lock the area off if possible and post a notice on the door, "No access - Contact ..... " )
- If there is any air movement systems within the premises, shut it off.
- Contact the Asbestos Manager on 07557938966 immediately. Who will arrange for any remedial works / air monitoring.
- Start to complete the "Registration of Disturbances" form, which is in your register (Section 10 in the new style register).

Once the remedial works have been carried out and a clear air test certificate has been issued. Access to the area can be re-opened.

In the event that you are unable to contact the Asbestos Manager, please contact the Civic Centre on 520 5555 and ask for assistance from a building surveyor. Out of hours ring the City Alarm and Emergency Control room on 553 1999.

Central Safety can be contacted on 561 2311.

**In the event of a fire (or drill), the asbestos register must be taken outside to show the emergency services.**

## Commonly Asked Questions.

- **How often should SAMO's undertake inspections of asbestos containing materials?**  
The Asbestos Manager will inform the SAMO of how often the inspections should be undertaken.
- **What should a SAMO do if the asbestos containing materials are disturbed or damaged?**  
The SAMO should prohibit access to the areas until the Asbestos Manager in Property Services has been contacted and given recommendations.
- **Can employees put up decorations onto asbestos containing materials?**  
No decorations should be attached to asbestos containing materials. However, it is understood that some decoration is already attached to asbestos containing materials and these should be left in place.
- **Can a room with asbestos containing materials in the ceiling and wall be painted?**  
Yes, as long as the material is not rubbed or sanded down, as this may result in the release of asbestos fibres.
- **Why isn't all asbestos containing materials removed from buildings?**  
Because it is safer to leave asbestos containing materials in good condition in buildings. Removing the materials will result in a greater risk to health because of the consequential release of fibres.
- **When will asbestos containing material be removed from my building?**  
Asbestos containing materials will be removed if work involves the disturbance of the material e.g. during the refurbishment or dismantling of part of the building or structure.
- **What should a SAMO do if he/she has had no training in use of the register?**  
The SAMO should ring the Departmental Co-ordinator who will arrange training.

**Form 2**Inspection Schedule

Picture	Location	Risk	Inspection Frequency	Date of return
<i>Item 1</i>	<i>Floor screed beneath lino (0/002 Nursery WC)</i>	<i>Very Low</i>	<i>12 monthly</i>	<i>15.6.2027</i>
<i>Item 2</i>	<i>Floor screed beneath lino (0/003 Nursery Classroom)</i>	<i>Very Low</i>	<i>12 monthly</i>	<i>15.6.2027</i>
<i>Item 3</i>	<i>Sealant to glazed door panel to 0/009 (0/003 Nursery Classroom)</i>	<i>Very Low</i>	<i>12 monthly</i>	<i>15.6.2027</i>
<i>Item 4</i>	<i>Floor covering (0/003a Store)</i>	<i>Very Low</i>	<i>12 monthly</i>	<i>15.6.2027</i>
<i>Item 5</i>	<i>Floor screed (0/003a Store)</i>	<i>Very Low</i>	<i>12 monthly</i>	<i>15.6.2027</i>
<i>Item 6</i>	<i>Floor screed (0/004 Cleaners cupboard)</i>	<i>Very Low</i>	<i>12 monthly</i>	<i>15.6.2027</i>
<i>Item 7</i>	<i>Floor covering (0/005 Store)</i>	<i>Very Low</i>	<i>12 monthly</i>	<i>15.6.2027</i>
<i>Item 8</i>	<i>Floor screed (0/005 Store)</i>	<i>Very Low</i>	<i>12 monthly</i>	<i>15.6.2027</i>
<i>Item 9</i>	<i>Floor screed beneath lino (0/007 Kitchen)</i>	<i>Very Low</i>	<i>12 monthly</i>	<i>15.6.2027</i>
<i>Item 10</i>	<i>Floor screed beneath lino (0/008 Cloakroom)</i>	<i>Very Low</i>	<i>12 monthly</i>	<i>15.6.2027</i>
<i>Item 11</i>	<i>Floor screed (0/009 Office)</i>	<i>Very Low</i>	<i>12 monthly</i>	<i>15.6.2027</i>
<i>Item 12</i>	<i>Sealant to glazed door panel (0/009 Office)</i>	<i>Very Low</i>	<i>12 monthly</i>	<i>15.6.2027</i>
<i>Item 13</i>	<i>Floor screed beneath lino (0/10 Link Corridor)</i>	<i>Very Low</i>	<i>12 monthly</i>	<i>15.6.2027</i>
<i>Item 14</i>	<i>Sealant to</i>	<i>Very Low</i>	<i>12 monthly</i>	<i>15.6.2027</i>

	<b>glazed panels to door (0/11 Classroom)</b>			
Item 15	No asbestos	Is present		
Item 16	No asbestos	Is present		
Item 17	No asbestos	Is present		
Item 18	No asbestos	Is present		
<b>Item 19</b>	<b>Floor covering (0/12b Switch Cupboard)</b>	<b>Very Low</b>	<b>12 monthly</b>	<b>15.6.2027</b>
Item 20	No asbestos	Is present		
<b>Item 21</b>	<b>Floor covering (0/12c Switch Cupboard)</b>	<b>Very Low</b>	<b>12 monthly</b>	<b>15.6.2027</b>
Item 22	No asbestos	Is present		
Item 23	No asbestos	Is present		
Item 24	No asbestos	Is present		
Item 25	No asbestos	Is present		
Item 26	No asbestos	Is present		
<b>Item 27</b>	<b>Pipework flange gasket (0/17 link corridor void above)</b>	<b>Very Low</b>	<b>12 monthly</b>	<b>Do not inspect</b>
Item 28	No asbestos	Is present		
Item 29	No asbestos	Is present		
Item 30	No asbestos	Is present		
Item 31	No asbestos	Is present		
Item 32	No asbestos	Is present		
Item 33	No asbestos	Is present		
Item 34	No asbestos	Is present		
Item 35	No asbestos	Is present		
Item 36	No asbestos	Is present		
<b>Item 37</b>	<b>Floor covering (0/27a Store)</b>	<b>Very Low</b>	<b>12 monthly</b>	<b>15.6.2027</b>
Item 38	Floor covering (0/28 Male Staff WC)	Very Low	Removed	March 2021
Item 39	No asbestos	Is present		
Item 40	Floor covering (0/29 Female Staff WC)	Very Low	Removed	March 2021

Item 41	No asbestos	Is present		
Item 42	No asbestos	Is present		
Item 43	No asbestos	Is present		
<b>Item 44</b>	<b>Floor covering (0/31b Battery Cupboard)</b>	<b>Very Low</b>	<b>12 monthly</b>	<b>15.6.2027</b>
Item 45	No asbestos	Is present		
Item 46	No asbestos	Is present		
Item 47	No asbestos	Is present		
Item 48	No asbestos	Is present		
Item 49	No asbestos	Is present		
Item 50	No asbestos	Is present		
<b>Item 51</b>	<b>Floor covering (0/34 Server Room)</b>	<b>Very Low</b>	<b>12 monthly</b>	<b>15.6.2027</b>
Item 52	No asbestos	Is present		
Item 53	No asbestos	Is present		
<b>Item 54</b>	<b>Floor covering (0/35 Store)</b>	<b>Very Low</b>	<b>12 monthly</b>	<b>15.6.2027</b>
Item 55	No asbestos	Is present		
Item 56	No asbestos	Is present		
Item 57	No asbestos	Is present		
<b>Item 58</b>	<b>Floor covering (0/39 PE Store)</b>	<b>Very Low</b>	<b>12 monthly</b>	<b>15.6.2027</b>
Item 59	No asbestos	Is present		
Item 60	No asbestos	Is present		
Item 61	No asbestos	Is present		
<b>Item 62</b>	<b>Sub floor covering (0/41 Store)</b>	<b>Very Low</b>	<b>12 monthly</b>	<b>15.6.2027</b>
Item 63	No asbestos	Is present		
Item 64	No asbestos	Is present		
Item 65	No asbestos	Is present		
<b>Item 66</b>	<b>Floor covering (0/42b Store)</b>	<b>Very Low</b>	<b>12 monthly</b>	<b>15.6.2027</b>
<b>Item 67</b>	<b>Pipework flange gasket (0/42b Store)</b>	<b>Very Low</b>	<b>12 monthly</b>	<b>15.6.2027</b>
Item 68	No asbestos	Is present		
<b>Item 69</b>	<b>Pipework flange gasket (0/42b Store)</b>	<b>Very Low</b>	<b>12 monthly</b>	<b>Do not inspect</b>

	<b>cupboard void above)</b>			
Item 70	No asbestos	Is present		
Item 71	No asbestos	Is present		
Item 72	No asbestos	Is present		
Item 73	No asbestos	Is present		
Item 74	No asbestos	Is present		
Item 75	No asbestos	Is present		
Item 76	No asbestos	Is present		
Item 77	No asbestos	Is present		
<b>Item 78</b>	<b>Gasket to bleed valves (0/47 Boiler Room)</b>	<b>Very Low</b>	<b>12 monthly</b>	<b>15.6.2027</b>
<b>Item 79</b>	<b>Pipework flange gasket (0/47 Boiler Room)</b>	<b>Very Low</b>	<b>12 monthly</b>	<b>15.6.2027</b>
<b>Item 80</b>	<b>Floor covering (0/48 Kitchen Store &amp; void above)</b>	<b>Very Low</b>	<b>12 monthly</b>	<b>15.6.2027</b>
Item 81	No asbestos	Is present		
Item 82	No asbestos	Is present		
<b>Item 83</b>	<b>Beige floor tiles (0/49 Lobby)</b>	<b>Very Low</b>	<b>12 monthly</b>	<b>15.6.2027</b>
Item 84	No asbestos	Is present		
<b>Item 85</b>	<b>Beige floor tiles (0/49a Locker Room)</b>	<b>Very Low</b>	<b>12 monthly</b>	<b>15.6.2027</b>
Item 86	No asbestos	Is present		
<b>Item 87</b>	<b>Beige floor tiles (0/49b Kitchen Office)</b>	<b>Very Low</b>	<b>12 monthly</b>	<b>15.6.2027</b>
Item 88	No asbestos	Is present		
<b>Item 89</b>	<b>Beige floor tiles (0/49c Staff WC)</b>	<b>Very Low</b>	<b>12 monthly</b>	<b>15.6.2027</b>
Item 90	No asbestos	Is present		
Item 91	No asbestos	Is present		
Item 92	No asbestos	Is present		
<b>Item 93</b>	<b>Floor covering (0/50a Store)</b>	<b>Very Low</b>	<b>12 monthly</b>	<b>15.6.2027</b>

Item 94	No asbestos	Is present		
<b>Item 95</b>	<b>Floor covering (0/50b Electrics cupboard)</b>	<b>Very Low</b>	<b>12 monthly</b>	<b>15.6.2027</b>
Item 96	No asbestos	Is present		
Item 97	No asbestos	Is present		
Item 98	No asbestos	Is present		
Item 99	No asbestos	Is present		
Item 100	No asbestos	Is present		
Item 101	No asbestos	Is present		
Item 102	No asbestos	Is present		
Item 103	No asbestos	Is present		
Item 104	No asbestos	Is present		
<b>Item 105</b>	<b>Floor covering (0/57 Store)</b>	<b>Very Low</b>	<b>12 monthly</b>	<b>15.6.2027</b>
Item 106	No asbestos	Is present		
Item 107	No asbestos	Is present		
Item 108	No asbestos	Is present		
Item 109	No asbestos	Is present		
Item 110	No asbestos	Is present		
Item 111	No asbestos	Is present		
Item 112	No asbestos	Is present		
Item 113	No asbestos	Is present		
Item 114	No asbestos	Is present		
Item 115	No asbestos	Is present		
Item 116	No asbestos	Is present		
Item 117	No asbestos	Is present		
<b>Item 118</b>	<b>Floor covering (0/63 Store)</b>	<b>Very Low</b>	<b>12 monthly</b>	<b>15.6.2027</b>
Item 119	Floor covering (0/64 Accessible WC)	Very Low	Removed	March 2021
Item 120	No asbestos	Is present		
Item 121	No asbestos	Is present		
Item 122	No asbestos	Is present		
Item 123	No asbestos	Is present		
Item 124	No asbestos	Is present		
Item 125	No asbestos	Is present		
Item 126	No asbestos	Is present		
Item 127	No asbestos	Is present		

<i>Item 128</i>	<i>No asbestos</i>	<i>Is present</i>		
<i>Item 129</i>	<i>No asbestos</i>	<i>Is present</i>		
<i>Item 130</i>	<i>No asbestos</i>	<i>Is present</i>		
<b>Item 131</b>	<b>Gaskets to redundant calorifier unit (1/001 Nursery block loft void)</b>	<b>Low</b>	<b>6 monthly</b>	<b>Do not inspect</b>
<b>Item 132</b>	<b>Gaskets to bleed valves (1/001 Nursery block loft void)</b>	<b>Low</b>	<b>6 monthly</b>	<b>Do not inspect</b>
<b>Item 133</b>	<b>Gasket to bleed valve (1/002 Area 2 Loft void)</b>	<b>Very Low</b>	<b>12 monthly</b>	<b>Do not inspect</b>
<i>Item 134</i>	<i>No asbestos</i>	<i>Is present</i>		
<b>Item 135</b>	<b>Gasket to redundant calorifier unit (1/003 Area 3 Loft void) - (1/001 Nursery block loft void)</b>	<b>Very Low</b>	<b>12 monthly</b>	<b>Do not inspect</b>
<b>Item 136</b>	<b>Gasket to bleed valves (1/003 Area 3 Loft void)</b>	<b>Very Low</b>	<b>12 monthly</b>	<b>Do not inspect</b>
<b>Item 137</b>	<b>Gasket to bleed valves (1/004 Area 4 Loft void)</b>	<b>Very Low</b>	<b>12 monthly</b>	<b>Do not inspect</b>
<b>Item 138</b>	<b>Gaskets to redundant calorifier unit (1/005 Staff Area loft void)</b>	<b>Low</b>	<b>6 monthly</b>	<b>Do not inspect</b>
<b>Item 139</b>	<b>Pipework flange gasket (1/006 Reception block loft void)</b>	<b>Very Low</b>	<b>12 monthly</b>	<b>Do not inspect</b>
<b>Item 140</b>	<b>Gasket to redundant calorifier unit (1/006)</b>	<b>Low</b>	<b>6 monthly</b>	<b>Do not inspect</b>

	<b>Reception block loft void)</b>			
<b>Item 141</b>	<b>Pipework flange gasket (1/007 Annexe block loft void)</b>	<b>Very Low</b>	<b>12 monthly</b>	<b>Do not inspect</b>
Item 142	No asbestos	Is present		
Item 142	No asbestos	Is present		
Item 144	No asbestos	Is present		
Item 145	No asbestos	Is present		
Item 146	No asbestos	Is present		
Item 147	No asbestos	Is present		
Item 148	No asbestos	Is present		
Item 149	No asbestos	Is present		
Item 150	No asbestos	Is present		
<b>Item 151</b>	<b>Beige thermoplastic floor tiles (Area 2/Sensory Room)</b>	<b>Very Low</b>	<b>12 monthly</b>	<b>15.6.2027</b>
Item 152	No asbestos	Is present		
Item 153	No asbestos	Is present		
<b>Item 154</b>	<b>Pipework gasket within ceiling void adjacent light 31 too deeply recessed to sample (Classroom lights 26, 27, 28, 29, 31 G/003)</b>	<b>Very Low</b>	<b>12 monthly</b>	<b>15.6.2026</b>
Item 155	No asbestos	Is present		
<b>Item 156</b>	<b>Floor tile with adhesive (Cupboard Electrical G/008)</b>	<b>Very Low</b>	<b>12 monthly</b>	<b>15.6.2026</b>
Item 157	No asbestos	Is present		
Item 158	No asbestos	Is present		
Item 159	No asbestos	Is present		
Item 160	No asbestos	Is present		
Item 161	No asbestos	Is present		

<i>Item 162</i>	<i>No asbestos</i>	<i>Is present</i>		
<i>Item 163</i>	<i>No asbestos</i>	<i>Is present</i>		
<i>Item 164</i>	<i>No asbestos</i>	<i>Is present</i>		
<b>Former Caretakes Bungalow</b>				
<b><i>Item 1</i></b>	<b><i>Textured coating to ceiling in Hallway</i></b>	<b><i>Low</i></b>	<b><i>6 monthly</i></b>	<b><i>15.12.2026</i></b>
<b><i>Item 2</i></b>	<b><i>Textured coating to ceiling in Passage</i></b>	<b><i>Low</i></b>	<b><i>6 monthly</i></b>	<b><i>15.12.2026</i></b>
<b><i>Item 3</i></b>	<b><i>Textured coating to ceiling in Living Room</i></b>	<b><i>Low</i></b>	<b><i>6 monthly</i></b>	<b><i>15.12.2026</i></b>
<b><i>Item 4</i></b>	<b><i>Textured coating to ceiling to Kitchen</i></b>	<b><i>Low</i></b>	<b><i>6 monthly</i></b>	<b><i>15.12.2026</i></b>
<b><i>Item 5</i></b>	<b><i>Textured coating to ceiling to Toilet</i></b>	<b><i>Low</i></b>	<b><i>6 monthly</i></b>	<b><i>15.12.2026</i></b>
<b><i>Item 6</i></b>	<b><i>Textured coating to ceiling to Bathroom</i></b>	<b><i>Low</i></b>	<b><i>6 monthly</i></b>	<b><i>15.12.2026</i></b>
<b><i>Item 7</i></b>	<b><i>Textured coating to ceiling to Boiler Room Store</i></b>	<b><i>Low</i></b>	<b><i>6 monthly</i></b>	<b><i>15.12.2026</i></b>
<b><i>Item 8</i></b>	<b><i>Textured coating to ceiling to Store Room</i></b>	<b><i>Low</i></b>	<b><i>6 monthly</i></b>	<b><i>15.12.2026</i></b>
<b><i>Item 9</i></b>	<b><i>Textured coating to ceiling to store room</i></b>	<b><i>Low</i></b>	<b><i>6 monthly</i></b>	<b><i>15.12.2026</i></b>
<b><i>Item 10</i></b>	<b><i>Textured coating to ceiling to</i></b>	<b><i>Low</i></b>	<b><i>6 monthly</i></b>	<b><i>15.12.2026</i></b>

	<b>Bedroom 1</b>			
<b>Item 11</b>	<b>Textured coating to ceiling to Bedroom 2</b>	<b>Low</b>	<b>6 monthly</b>	<b>15.12.2026</b>
<b>Item 12</b>	<b>Textured coating to ceiling to Bedroom 3</b>	<b>Low</b>	<b>6 monthly</b>	<b>15.12.2026</b>
<b>Item 13</b>	<b>Debris to floor surround flue penetration (Loft void)</b>	<b>Very Low</b>	<b>12 monthly</b>	<b>Do not inspect</b>

Sunderland  
City Council



**Form 2**

Periodic Return

<b>School/Site</b>	
<b>Date of Inspection</b>	
<b>Inspection By (signature)</b>	
<b>Print Name</b>	

**Good Practice Guidance:**

- Take photographs of ACMs for each inspection and store for future reference
- Compare previous photographs with current condition state to determine whether there has been any deterioration since the last inspection
- Replace missing/damaged asbestos labels/stickers

Ref:                      Condition                      Action Required                      Comments  
Same/change                      Yes/No

Sunderland  
City Council

**For Office Use Only**

<b>Actions Required</b>	
<b>Actions Completed</b>	
<b>Alterations to Register</b>	