

## **Foreward**

### ASBESTOS SURVEY REPORT FOR NORTHERN SAINTS C OF E PRIMARY SCHOOL, SUNDERLAND

I have enclosed for your information and retention the most recent asbestos survey (management) which applies to the property stated above. The purpose of the survey is to identify as far as possible, the materials containing asbestos fibres in your property.

The attached report is divided in sections so as to give as much information as possible, a basic reference section for use by premises managers and a more detailed report for use by contractors on site etc.

#### **Plan of the Building and Sample Locations**

This contains a plan of the building and identifies where asbestos samples have been taken from.

#### **Photographs of Areas Sampled**

This section contains photographs of all the areas where samples were taken. These photographs can be used when carrying out the periodic inspections to see if there has been any change or deterioration in its condition.

#### **Survey Information**

This section contains the survey information as printed from the central database held at Land and Property. It describes the type of asbestos present, its location, condition etc. Contractors should be shown this section along with the others when they are shown the register prior to starting any work.

#### **Priority Risk Assessments**

This section contains assessments which have been created using information from the survey and information on your property. This assessment helps to determine how often periodic checks on any asbestos need to be carried out by your Samo.

#### **5 Simple Steps to Asbestos Management**

This section details procedures for managing asbestos in your property. It gives guidance on the register, the inspections, any planned work and what to do when contractors arrive on site.

#### **Commonly asked Questions**

This section covers questions most commonly asked and can be referred to as/when the need arises.

The building has been surveyed as comprehensively as possible, all potentially fibrous materials have been examined and where necessary analysed by

competent UKAS accredited analysts and the findings of both recorded in the report.

This report is an important document and must be referred to before any building works are carried out. The report must be kept with your handbook and the checklists completed on a regular basis. You will be reminded when your specific checklists are due for submission.

### **Information for Employees Working in Premises where Asbestos Containing Materials Exist.**

Asbestos is made up of fibrous materials, which are flexible, mechanically strong and resistant to stretching, heat and chemicals. As a consequence asbestos has been used extensively in buildings. Examples of asbestos containing materials found in buildings include exterior asbestos cement cladding; gutters and pipes; fireproof sprays on structural steel joists; insulation boards in service ducts and wall partitions; ceiling and floor tiles and pipe and boiler lagging.

Asbestos containing products can produce very small fibrous dust particles, which can not be seen by the naked eye. It is only when these fibres become airborne, due to damage, deterioration, disturbance etc, that there is a risk to health.

### **If asbestos is maintained in good condition and is not disturbed or damaged it does not pose a health risk.**

The authority has a management system for ensuring that you are not exposed to asbestos containing materials that are in poor condition and may pose a health risk. This system is based on sound principals laid down by legislation and associated codes of practice and guidance.

It is not appropriate simply to remove all asbestos containing materials in buildings. Asbestos materials that are sound, undamaged and not releasing dust should be left alone. Any disturbance to such materials, however carefully controlled, will release fibres and be counter-productive.

Within the building you occupy, your department has nominated a Site Asbestos Monitoring Officer (SAMO). This individual is responsible for inspecting the asbestos containing materials to ensure they are not in a dangerous condition. Should you have any concerns about suspect materials within your premises you should contact the SAMO.

### **Restrictions on use, distribution and publication of the report**

We accept no responsibility or liability for the consequences of this document being used for purpose other than for which it was commissioned.

To the extent that the document is based on the information available at the time of writing, Sunderland City Council accepts no liability for any consequences should this report be used for any other purpose

If you require any further information regarding the report or its application please contact Caroline Bage, Asbestos Manager on Tel: 07557938966.

Yours sincerely,

Neil Guthrie  
Director of Development and Property

Sunderland  
City Council

# Sunderland City Council

---

*Control of Asbestos  
Regulations 2012*

## **Asbestos Register for**

**Northern Saints C of E Primary School**



**UPRN: - J553603**

**Location of register:-**

**Premises Manager / Samo: - Tenant**

**Date: 03 February 2026**

**Contact Numbers List: -**

**Caroline Bage Asbestos Manager – 07557938966**

## Contents

|   | <u>Section</u> |
|---|----------------|
| • Plan of building and sample locations           | 1              |
| • Photographs of areas sampled                    | 2              |
| • Survey information                              | 3              |
| • Asbestos Management Plan, Priority Assessments, | 4              |
| • Contacts Form, Code of Practice                 | 4              |
| • 5 Simple Steps of Asbestos Management           | 5              |
| • Commonly asked questions                        | 6              |

### Appendices

|   |    |
|---|----|
| • Form 1 – Visitor Register                       | 7  |
| • Form 2 – Periodic Return Checklist and Schedule | 8  |
| • Form 3 – Works Notification Form                | 9  |
| • Form 4 – Registration of All Disturbances       | 10 |
| • Form 5 – Training Records                       | 11 |

## Plan of Building and Samples Location

- (Item 1) Presumed – Sealed Ducts (Sub Level Room 1 Boiler Room) (Ref 165) – Low Risk
- (Item 2) Presumed - Bitumen adhesive to floor (Room 2 Meeting Room) (Ref 2) – Low Risk
- (Item 3) Presumed – Bitumen adhesive to floor (Room 4 Dining Area) (Ref 4) – Low Risk
- (Item 4) Presumed - Bitumen Adhesive to floor (Room 5 Office) (Ref 5) - Low Risk
- (Item 5) Presumed - Bitumen adhesive to floor (Room 6 Main Hall Lobby) (Ref 6) – Low Risk
- (Item 6) Presumed – Bitumen adhesive below flooring (Room 8 Kitchen Vestibule/Store) (Ref 8) – Very Low Risk
- (Item 7) As KR09/86 – Skirting (Room 8 Kitchen Vestibule/Store) (Ref 9) – Very Low Risk
- (Item 8) Presumed – Bitumen adhesive below flooring (Room 9 Kitchen Store) (Ref 10) – Very Low Risk
- (Item 9) As KR09/86 – Skirting (Room 9 Kitchen Store) (Ref 11) – Very Low Risk
- (Item 10) Presumed – Bitumen adhesive below flooring (Room 10 Kitchen Store) (Ref 12) – Very Low Risk
- (Item 11) NSPS/002 – Skirting (Room 005 Kitchen Store) – Very Low Risk
- (Item 12) Presumed – Bitumen adhesive below flooring (Room 11 Kitchen Staff Room) (Ref 14) – Very Low Risk
- (Item 13) As KR09/86 – Skirting (Room 11 Kitchen Staff Room) (Ref 15) – Very Low Risk
- (Item 14) Presumed – Bitumen adhesive below flooring (Room 12 Kitchen Staff Toilet) (Ref 16) – Very Low Risk
- (Item 15) As KR09/86 – Skirting (Room 12 Kitchen Staff Toilet) (Ref 17) – Very Low Risk
- (Item 16) Presumed – Bitumen adhesive (Room 14 Kitchen Office) (Ref 19) – Very Low Risk
- (Item 17) As KR09/86 – Skirting (Room 14 Kitchen Office) (Ref 169) – Very Low Risk
- (Item 18) Presumed – Bitumen adhesive to floor (Room 18 Corridor) (Ref 23) – Low Risk
- (Item 19) 183/184-J524558 – Bitumen adhesive (Room 21 Gym Lobby) (Ref 26) – Very Low Risk
- (Item 20) *Presumed – Vinyl floor tiles (Room 23 Boys Toilet) (Ref 28) – Removed July 2015*
- (Item 21) *Presumed – Skirting (Room 23 Boys Toilet) (Ref 29) – Removed July 2015*
- (Item 22) Presumed – Bitumen adhesive beneath lino (Room 23 Boys Toilet) (Ref 30) - Very Low Risk
- (Item 23) Presumed – Vinyl floor tiles (Room 26 Girls Toilet) (Ref 33) – Very Low Risk

- (Item 24) Presumed – Skirting (Room 26 Girls Toilet) (Ref 34) – Very Low Risk
- (Item 25) Presumed – Bitumen adhesive beneath lino (Room 26 Girls Toilet) (Ref 35) – Very Low Risk
- (Item 26) Presumed – Bitumen adhesive to floor (Room 27 Corridor) (Ref 36) – Low Risk
- (Item 27) Presumed – Bitumen Adhesive to floor (Room 28 Store) (Ref 37) – Very Low Risk
- (Item 28) Presumed – Bitumen adhesive to floor (Room 29 Store) (Ref 38) – Very Low Risk
- (Item 29) Presumed – Bitumen adhesive to floor (Room 30 Store) (Ref 39) – Very Low Risk
- (Item 30) Presumed – Bitumen adhesive to floor (Room 31 Classroom) (Ref 40) - Low Risk
- (Item 31) Presumed – Bitumen adhesive to floor (Room 32 Classroom) (Ref 41) – Low Risk
- (Item 32) Presumed – Bitumen adhesive to floor (Room 33 Classroom) (Ref 43) – Low Risk
- (Item 33) *Presumed - Skirting (Room 33 Classroom) (Ref 44) – Removed July 2015*
- (Item 34) Presumed – Bitumen adhesive to floor (Room 34 Classroom) (Ref 45) – Low Risk
- (Item 35) Presumed – Bitumen adhesive to floor (Room 35 Classroom) (Ref 46) – Low Risk
- (Item 36) *As KR09/86 – Skirting (Room 35 Classroom) (Ref 47) - Removed July 2015*
- (Item 37) Presumed – Bitumen adhesive (Room 36 Classroom) (Ref 48) – Low Risk
- (Item 38) *As KR09/86 – Skirting (Room 36 Classroom) (Ref 49) – Removed July 2015*
- (Item 39) *KR09/97 – Lagging to pipework (Room 36 Classroom) (Ref 50) – Removed July 2015*
- (Item 40) Presumed – Bitumen adhesive to floor (Room 40 Corridor) (Ref 54) – Low Risk
- (Item 41) Presumed – Vinyl floor tiles (Room 41 Girls Toilet) (Ref 55) – Very Low Risk
- (Item 42) Presumed – Bitumen adhesive (Room 41 Girls Toilet) (Ref 56) - Very Low Risk
- (Item 43) Presumed – Skirting (Room 41 Girls Toilet) (Ref 57) – Very Low Risk
- (Item 44) *Presumed – Vinyl floor tiles (Room 43 Corridor) (Ref 59) - Removed July 2015*
- (Item 45) Presumed – Bitumen adhesive (Room 43 Corridor) (Ref 60) – Low Risk
- (Item 46) *Presumed – Vinyl floor tiles (Room 44 Boys Toilet) (Ref 61) – Removed July 2015*
- (Item 47) *Presumed - Bitumen adhesive (Room 44 Boys Toilet) (Ref 62) - Removed July 2015*
- (Item 48) *Presumed – Skirting (Room 44 Boys Toilet) (Ref 63) - Removed July 2015*
- (Item 49) Presumed – Bitumen adhesive to floor (Room 45 Classroom) (Ref 64) - Low Risk

- (Item 50) Presumed – Vinyl floor tiles (Room 46 Classroom) (Ref 65) – Removed August 2017
- (Item 51) Presumed – Bitumen adhesive beneath carpet (Room 46 Classroom) (Ref 66) – Low Risk
- (Item 52) Presumed – Skirting (Room 46 Classroom) (Ref 67) - Removed July 2015
- (Item 53) Presumed – Vinyl floor tiles (Room 47 Classroom) (Ref 68) – Removed August 2017
- (Item 54) Presumed – Bitumen adhesive (Room 47 Classroom) (Ref 69) – Low Risk
- (Item 55) As KR09/86 – Skirting (Room 47 Classroom) (Ref 70) – Removed July 2015
- (Item 56) Presumed – Bitumen adhesive to floor (Room 48 Classroom) (Ref 71) – Low Risk
- (Item 57) Presumed – Bitumen Adhesive to floor (Room 49 Office) (Ref 72) – Low Risk
- (Item 58) As KR09/86 – Skirting (Room 49 Office) (Ref 73) - Very Low Risk
- (Item 59) Presumed – Bitumen adhesive to floor (Room 50 Medical Room) – (Ref 74) – Very Low Risk
- (Item 60) Presumed – Bitumen adhesive to floor (Room 51 Office) – (Ref 75) – Low Risk
- (Item 61) Presumed – Vinyl floor tiles (Room 54 Store) (Ref 78) - Removed July 2015
- (Item 62) Presumed – Bitumen tile adhesive (Room 54 Store) (Ref 79) – Very Low Risk
- (Item 63) Presumed – Vinyl floor tiles (Room 55 Store) (Ref 80) – Removed July 2015
- (Item 64) Presumed – Bitumen adhesive (Room 55 Store) (Ref 81) – Very Low Risk
- (Item 65) Presumed – Vinyl floor tiles (Room 56 Office) (Ref 82) - Removed July 2015
- (Item 66) Presumed – Bitumen adhesive (Room 56 Office) (Ref 83) -Very Low Risk
- (Item 67) Presumed – Bitumen adhesive below carpet (Room 57 Classroom) (Ref 84) – Low Risk
- (Item 68) Presumed – Skirting (Room 57 Classroom) (Ref 85) – Very Low Risk
- (Item 69) Presumed – Bitumen adhesive below carpet (Room 58 Classroom) (Ref 86) – Low Risk
- (Item 70) Presumed – Skirting (Room 58 Classroom) (Ref 87) – Very Low Risk
- (Item 71) Presumed – Bitumen adhesive to floor (Room 59 Corridor) (Ref 88) - Low Risk
- (Item 72) Presumed – Bitumen adhesive to floor (Room 61 Reception Office) (Ref 90) – Low Risk
- (Item 73) Presumed – Bitumen adhesive to floor (Room 62 Reception Office Cupboard) (Ref 91) – Very Low Risk
- (Item 74) Presumed – Bitumen adhesive to floor (Room 63 Reception Office Cupboard) (Ref 92) – Very Low Risk
- (Item 75) Presumed – Bitumen adhesive (Room 65 Store) (Ref 94) – Very Low Risk
- (Item 76) Presumed – Bitumen adhesive to floor (Room 66 Reptile Room) (Ref 95) – Low Risk

- (Item 77) NSPS/002 – Bitumen adhesive to floor (Room G002 Corridor) – Very Low Risk
- (Item 78) Presumed – Bitumen adhesive to floor (Room 70 Library) (Ref 99) – Low Risk
- (Item 79) KR09/97– Lagging to pipework (Room 73 Store) (Ref 102) – Medium Risk  
 (Item 80) Presumed – Vinyl floor tiles (Room 74 Corridor) (Ref 103) –Removed August 2017
- (Item 81) Presumed – Bitumen adhesive (Room 74 Corridor) (Ref 104) – Low Risk  
 (Item 82) Presumed – Vinyl floor tiles beneath carpet (Room 76 Corridor) (Ref 106) – Low Risk
- (Item 83) Presumed – Bitumen adhesive (Room 76 Corridor) (Ref 107) – Low Risk  
 (Item 84) Presumed – Vinyl floor tiles (Room 79 Corridor) (Ref 110) – Removed August 2017
- (Item 85) Presumed – Bitumen adhesive (Room 79 Corridor) (Ref 111) – Low Risk  
 (Item 86) Presumed – Vinyl floor tiles (Room 80 Store) (Ref 112) – Removed August 2017
- (Item 87) Presumed – Bitumen adhesive (Room 80 Store) (Ref 113) – Very Low Risk  
 (Item 88) Presumed – Vinyl floor tiles (Room 81 Store) (Ref 114) – Removed August 2017
- (Item 89) Presumed – Bitumen adhesive (Room 81 Store) (Ref 115) – Very Low Risk
- (Item 90) Presumed – Vinyl floor tiles (Room 82 Store) (Ref 116) - Very Low Risk  
 (Item 91) Presumed – Bitumen adhesive (Room 82 Store) (Ref 117) – Very Low Risk
- (Item 92) Presumed – Bitumen adhesive (Room 85 Girls Toilet) (Ref 120) – Very Low Risk
- (Item 93) Presumed – Bitumen adhesive to floor (Room 86 Boys Toilet) (Ref 121) – Very Low Risk  
 (Item 94) Presumed – Vinyl floor tiles (Room 87 Classroom) (Ref 122) – Removed August 2017
- (Item 95) Presumed - Bitumen adhesive (Room 87 Classroom) (Ref 123) – Low Risk  
 (Item 96) Presumed - Skirting (Room 87 Classroom) (Ref 124) – Removed August 2017
- (Item 97) Presumed – Bitumen adhesive below carpet (Room 88 Classroom) (Ref 125) – Low Risk  
 (Item 98) Presumed – Skirting (Room 88 Classroom) (Ref 126) – Removed August 2017
- (Item 99) Presumed – Bitumen adhesive below carpet (Room 89 Classroom) (Ref 127) Low Risk  
 (Item 100) Presumed – Skirting (Room 89 Classroom) (Ref 128) – Removed August 2017
- (Item 101) Presumed – Bitumen adhesive to floor (Room 90 Classroom) (Ref 129) – Low Risk  
 (Item 102) Presumed – Vinyl Floor tiles (Room 94 Corridor) (Ref 133) – Low Risk

- (Item 103) NSPS/002 – Bitumen adhesive (Room 010 Corridor) – Very Low Risk
- (Item 104) Presumed – Bitumen adhesive (Room 95 Store) (Ref 135) – Very Low Risk
- (Item 105) As KR09/86 – Skirting (Room 95 Store) (Ref 136) – Very Low Risk
- (Item 106) Presumed – Vinyl floor tiles (Room 96 Girls Toilet) (Ref 137) – Very Low Risk
- (Item 107) Presumed – Bitumen Adhesive (Room 96 Girls Toilet) (Ref 138) – Very Low Risk
- (Item 108) As KR09/86 – Skirting (Room 96 Girls Toilet) (Ref 139) – Very Low Risk
- (Item 109) Presumed – Vinyl floor tiles (Room 97 Boys Toilet) (Ref 140) – Very Low Risk
- (Item 110) Presumed – Bitumen adhesive (Room 97 Boys Toilet) (Ref 141) – Very Low Risk
- (Item 111) As KR09/86 – Skirting (Room 97 Boys Toilet) (Ref 142) – Very Low Risk
- (Item 112) NSPS/003 – Skirting (Room 007 Classroom) – No Risk
- (Item 113) NSPS/002 – Bitumen adhesive (Room 007 Classroom) – Very Low Risk
- (Item 114) NSPS/003 – Skirting (Room 006 Classroom) – No Risk
- (Item 115) NSPS/002 – Bitumen adhesive (Room 006 Classroom) – Very Low Risk
- (Item 116) NSPS/003 – Skirting (Room 005 Classroom) – No Risk
- (Item 117) Presumed – Bitumen adhesive (Room 102 Classroom) (Ref 150) – Low Risk
- (Item 118) Presumed – Bitumen adhesive (Room 103 Corridor/Lobby) (Ref 151) – Low Risk
- (Item 119) Presumed – Bitumen adhesive (Room 104 Classroom) (Ref 152) – Low Risk
- (Item 120) Presumed – Bitumen adhesive (Room 105 Classroom) (Ref 153) – Low Risk
- (Item 121) Presumed – Vinyl floor tiles (Room 108 Boys Toilet) (Ref 156) – Very Low Risk
- (Item 122) Presumed – Bitumen adhesive (Room 108 Boys Toilet) (Ref 157) – Very Low Risk
- (Item 123) As KR09/86 – Skirting (Room 108 Boys Toilet) (Ref 158) – Very Low Risk
- (Item 124) Presumed – Vinyl floor tiles (Room 110 Girls Toilet) (Ref 160) – Very Low Risk
- (Item 125) Presumed – Bitumen adhesive (Room 110 Girls Toilet) (Ref 161) – Very Low Risk
- (Item 126) As KR09/86 – Skirting (Room 110 Girls Toilet) (Ref 162) – Very Low Risk
- (Item 127) Presumed – Bitumen adhesive (Room 112 Classroom) (Ref 42) – Low Risk
- (Item 128) NSPS/004 – Corrugated soffits throughout (External) – Very Low Risk
- (Item 129) KR09/140 – Damp proof course (External) (Ref 168) – Very Low Risk
- (Item 130) Presumed – Pipe Lagging (Heater Cupboard) – Low Risk
- (Item 131) 107693-3 – Ceiling (Staff Toilet) – No Risk
- (Item 132) 107693-1 – Adhesive backing to lino subfloor (Ramped corridor) – Very Low Risk
- (Item 133) 107693-2 – Subfloor (Ramped corridor) – No Risk

- (Item 134) BH000572 – Insulation debris (Duct adj Head Teachers office) – Medium Risk
- (Item 135) BH000573 – Insulation debris (Duct adj Head Teachers office) – Medium Risk
- (Item 136) BH000574 – Small bore insulation (Duct adj Head Teachers office) – Low Risk
- (Item 137) BH000575 - Small bore insulation (Duct adj Head Teachers office) – Low Risk
- (Item 138) BH000576 – Large bore insulation (Duct adj Head Teachers office) – Low Risk
- (Item 139) BH000577 - Large bore insulation (Duct adj Head Teachers office) – Low Risk
- (Item 140) BH000578 – Insulation debris (Duct adj Head Teachers office) – Medium Risk
- (Item 141) BH000579 – Insulation debris (Duct adj Head Teachers office) – Medium Risk
- (Item 142) BH000580 – Debris to duct hatch (Duct adj Head Teachers office) – No Risk
- (Item 143) Presumed – Mains cable sheathe (Duct adj Head Teachers office) – Low Risk
- (Item 144) BS001666 – Floor screed (Yr 6 Girls Toilet) – No Risk
- (Item 145) BS001667 – Black Skirting (Yr 6 Girls Toilets) – No Risk
- (Item 146) BS001670 – Sink Pad (Yr 4 Classroom) – No Risk
- (Item 147) BS001671 – Floor tile remnants (Yr 4 Classroom) – No Risk
- (Item 148) BS017804 – Roof Felt (External) – No Risk
- (Item 149) BS017806 – Floor screed (Internal cloakroom area where toilet to be created) – Very Low Risk
- (Item 150) 21-30151-1 – Floor below carpet and screed (Classroom) – No Risk
- (Item 151) 21-36878-1 – Adhesive to ceramic tiles to walls (Area 1/Boys Toilet) – No Risk
- (Item 152) 21-36878-2 – Old frame sealant to window frame (Area 1/Boys Toilet) – No Risk
- (Item 153) 21-36878-2 – Old frame sealant to window frame (Area 2/Girls Toilet) – No Risk
- (Item 154) 21-36878-3 – Adhesive to ceramic tiles to walls (Area 2/Girls Toilet) – No Risk
- (Item 155) NSPS/001 – Ceiling tiles (G/001/Hall) – No Risk
- (Item 156) NSPS/005 - Textured coating to ceiling above suspended ceiling (G/013/Office) – No Risk
- (Item 157) KG000932 - Insulation – Paint (Cupboard G/01) – No Risk
- (Item 158) KG000933 - Insulation - Plaster on window wall (Cupboard G/01) – No Risk

**Sampling of Upright Blow Heater units within the school**  
**(Please consult additional plan for areas)**

EV001734 – Pipe lagging (Class 3/4) – Removed July 2015  
EV001735 - Red pipework (Class 3/4) – Removed July 2015  
EV001736 – Green pipework (Class 3/4) – Removed July 2015  
EV001737 – Swab of pipework (Year 5 Rm 2) – No Risk  
EV001738 – Swab of void floor (Year 5 Rm 2) - No Risk  
EV001739 – Residue to pipework (Year 2 Rm 3) – No Risk  
EV001740 – Residue to pipework (Year 2 Rm 4) – No Risk  
EV001741 – Debris to pipework (Year 1 Room 5) - No Risk  
EV001742 – Debris to pipework (Year1 Room 6) – No Risk  
EV001743 – Residue to pipework (Infant Hall unit 1) - No Risk

**Please note the survey carried out was non-intrusive. Should major refurbishment be planned for the property, further investigation will be required.**

***Debris was noted in the Boiler Room and Store Room in 2010. If this happens again or before any works are carried out in these areas please inform property services and carry out further investigation works.***

## Photographs of Areas Sampled



### **Item 1: Presumed**

The duct entrances to the boiler room (Sub level 1 Room 1) are sealed and are presumed to contain asbestos lagging.


Any changes in its appearance should be noted and passed to Property Services.



### **Item 2: Presumed**

The bitumen adhesive to the floor below the cement skim to the floor in the meeting room (Room 2) is presumed to contain asbestos.

Any changes in its appearance should be noted and passed to Property Services.




### **Item 3: Presumed**

The bitumen adhesive to the floor below the cement skim to the floor in the dining area (Room 4) is presumed to contain asbestos.

Any changes in its appearance should be noted and passed to Property Services.


## Photographs of Areas Sampled – (Cont)



### **Item 4: Presumed**

The bitumen adhesive to the floor below the cement skim to the floor in the office (Room 5) is presumed to contain asbestos.


Any changes in its appearance should be noted and passed to Property Services.



### **Item 5: Presumed**

The bitumen adhesive to the floor below the cement skim to the floor in the main hall lobby (Room 6) is presumed to contain asbestos.

Any changes in its appearance should be noted and passed to Property Services.



### **Item 6: Presumed**

The bitumen adhesive to the floor below the cement skim to the floor in the kitchen vestibule /store (Room 8) is presumed to contain asbestos.

Any changes in its appearance should be noted and passed to Property Services.

## Photographs of Areas Sampled – (Cont)



### **Item 7: As KR09/86**

The skirting to the base of the wall in the kitchen vestibule / store (Room 8) contains asbestos.


Any changes in its appearance should be noted and passed to Property Services.



### **Item 8: Presumed**

The bitumen adhesive to the floor below the cement skim to the floor in the kitchen store (Room 9) is presumed to contain asbestos.

Any changes in its appearance should be noted and passed to Property Services.




### **Item 9: As KR09/86**

The skirting to the base of the wall in the kitchen store (Rooms 9) contains asbestos.

Any changes in its appearance should be noted and passed to Property Services.


## Photographs of Areas Sampled – (Cont)



### **Item 10: Presumed**

The bitumen adhesive to the floor below the cement skim to the floor in the kitchen store (Room 10) is presumed to contain asbestos.

Any changes in its appearance should be noted and passed to Property Services.



### **Item 11: NSPS/002**

The skirting to the base of the wall in the kitchen store (Room 005) contains asbestos.

Any changes in its appearance should be noted and passed to Property Services.



### **Item 12: Presumed**

The bitumen adhesive below flooring in the kitchen staff room (Room 11) is presumed to contain asbestos.

Any changes in its appearance should be noted and passed to Property Services.


## Photographs of Areas Sampled – (Cont)



### **Item 13: As KR09/86**

The skirting to the base of the wall in the kitchen staff room (Room 11) contains asbestos.


Any changes in its appearance should be noted and passed to Property Services.



### **Item 14: Presumed**

The bitumen adhesive below flooring in the kitchen staff toilet (Room 12) is presumed to contain asbestos.

Any changes in its appearance should be noted and passed to Property Services.



### **Item 15: As KR09/86**

The skirting to the base of the wall in the kitchen staff toilet (Room 12) contains asbestos.

Any changes in its appearance should be noted and passed to Property Services.

## Photographs of Areas Sampled – (Cont)



### **Item 16: Presumed**

The bitumen adhesive below modern lino in the kitchen office (Room 14) is presumed to contain asbestos.


Any changes in its appearance should be noted and passed to Property Services.



### **Item 17: As KR09/86**

The skirting to the base of the wall in the kitchen office (Room 14) contains asbestos.

Any changes in its appearance should be noted and passed to Property Services.




### **Item 18: Presumed**

The bitumen adhesive to the floor below the cement skim to the floor in the corridor (Room 18) is presumed to contain asbestos.

Any changes in its appearance should be noted and passed to Property Services.

## Photographs of Areas Sampled – (Cont)



### **Item 19: Presumed**

The bitumen adhesive to the floor below the cement skim to the floor in the gym lobby (Room 21) is presumed to contain asbestos.


Any changes in its appearance should be noted and passed to Property Services.



### **Item 20: Presumed**

The vinyl floor tiles beneath the lino in the boys toilet (Room 23) contained asbestos.

***These were removed in July 2015.***



### **Item 21: Presumed**

The skirting to the base of the wall beneath the lino in the boys wc (Room 23) contained asbestos.

***These were removed in July 2015.***


## Photographs of Areas Sampled – (Cont)



### **Item 22: Presumed**

The bitumen adhesive beneath lino in the boys wc (Room 23) is presumed to contain asbestos.


Any changes in its appearance should be noted and passed to Property Services.



### **Item 23: Presumed**

The vinyl floor tiles beneath the lino in the Girls toilet (Room 26) contain asbestos.

Any changes in its appearance should be noted and passed to Property Services.



### **Item 24: Presumed**

The skirting to the base of the wall beneath the lino in the Girls wc (Room 26) contains asbestos.

Any changes in its appearance should be noted and passed to Property Services.


## Photographs of Areas Sampled – (Cont)



### **Item 25: Presumed**

The bitumen adhesive beneath lino to the floor in the Girls wc (Room 26) is presumed to contain asbestos.


Any changes in its appearance should be noted and passed to Property Services.



### **Item 26: Presumed**

The bitumen adhesive to the floor below the cement skim to the floor in the corridor (Room 27) is presumed to contain asbestos.

Any changes in its appearance should be noted and passed to Property Services.




### **Item 27: Presumed**

The bitumen adhesive to the floor below the cement skim to the floor in the store (Room 28) is presumed to contain asbestos.

Any changes in its appearance should be noted and passed to Property Services.


## Photographs of Areas Sampled – (Cont)



### **Item 28: Presumed**

The bitumen adhesive to the floor below the cement skim to the floor in the store (Room 29) is presumed to contain asbestos.


Any changes in its appearance should be noted and passed to Property Services.



### **Item 29: Presumed**

The bitumen adhesive to the floor below the cement skim to the floor in the store (Room 30) is presumed to contain asbestos.

Any changes in its appearance should be noted and passed to Property Services.




### **Item 30: Presumed**

The bitumen adhesive to the floor below the cement skim to the floor in the classroom (Room 31) is presumed to contain asbestos.

Any changes in its appearance should be noted and passed to Property Services.


## Photographs of Areas Sampled – (Cont)



### **Item 31: Presumed**

The bitumen adhesive to the floor below the cement skim to the floor in the classroom (Room 32) is presumed to contain asbestos.


Any changes in its appearance should be noted and passed to Property Services.



### **Item 32: Presumed**

The bitumen adhesive to the floor in the classroom (Room 33) is presumed to contain asbestos.

Any changes in its appearance should be noted and passed to Property Services.




### **Item 33: Presumed**

The skirting to the base of the wall behind the cupboards in the classroom (Room 33) was presumed to contain asbestos.

***This was removed in July 2015.***


## Photographs of Areas Sampled – (Cont)



### **Item 34: Presumed**

The bitumen adhesive to the floor below the cement skim to the floor in the classroom (Room 34) is presumed to contain asbestos.

Any changes in its appearance should be noted and passed to Property Services.



### **Item 35: Presumed**

The bitumen adhesive to the floor in the classroom (Room 35) is presumed to contain asbestos.

Any changes in its appearance should be noted and passed to Property Services.




### **Item 36: Presumed**

The skirting to the base of the wall behind the cupboards in the classroom (Room 35) was presumed to contain asbestos.

***This was removed in July 2015.***


## Photographs of Areas Sampled – (Cont)



### **Item 37: Presumed**

The bitumen adhesive to the floor in the classroom (Room 36) is presumed to contain asbestos.


Any changes in its appearance should be noted and passed to Property Services.



### **Item 38: Presumed**

The skirting to the base of the wall behind the cupboards in the classroom (Room 36) was presumed to contain asbestos.

***This was removed in July 2015.***



### **Item 39: Presumed**

The lagging to the pipework within the heater boxing in the classroom (Room 36) was presumed to contain asbestos.

**This was removed by Building Needs in July 2015.**


## Photographs of Areas Sampled – (Cont)



### **Item 40: Presumed**

The bitumen adhesive to the floor below the cement skim to the floor in the corridor (Room 40) is presumed to contain asbestos.


Any changes in its appearance should be noted and passed to Property Services.



### **Item 41: Presumed**

The vinyl floor tiles beneath the modern lino in the girls wc (Room 41) is presumed to contain asbestos.

Any changes in its appearance should be noted and passed to Property Services.




### **Item 42: Presumed**

The bitumen adhesive beneath the modern lino in the girls wc (Room 41) is presumed to contain asbestos.

Any changes in its appearance should be noted and passed to Property Services.


## Photographs of Areas Sampled – (Cont)



### **Item 43: As KR09/86**

The skirting to wall beneath the lino in the Girls wc (Room 41) is presumed to contain asbestos.


Any changes in its appearance should be noted and passed to Property Services.



### **Item 44: Presumed**

The vinyl floor tiles beneath the carpet in the corridor (Room 43) were presumed to contain asbestos.

***These were removed in July 2015.***




### **Item 45: Presumed**

The bitumen adhesive to the floor in the corridor (Room 43) is presumed to contain asbestos.

Any changes in its appearance should be noted and passed to Property Services.


## Photographs of Areas Sampled – (Cont)



### **Item 46: Presumed**

The vinyl floor tiles beneath the modern lino in the Boys wc (Room 44) were presumed to contain asbestos.


***These were removed in July 2015.***



### **Item 47: Presumed**

The bitumen adhesive beneath modern lino in the Boys wc (Room 44) is presumed to contain asbestos.

***This was removed in July 2015.***



### **Item 48: As KR09/86**

The skirting to wall beneath the lino in the Boys wc (Room 44) was presumed to contain asbestos.

***This was removed in July 2015.***


## Photographs of Areas Sampled – (Cont)



### **Item 49: Presumed**

The bitumen adhesive to the floor below the cement skim to the floor in the classroom (Room 45) is presumed to contain asbestos.


Any changes in its appearance should be noted and passed to Property Services.



### **Item 50: Presumed**

The vinyl floor tiles beneath the carpet in the classroom (Room 46) are presumed to contain asbestos.

***This was removed August 2017.***



### **Item 51: Presumed**

The bitumen adhesive beneath carpet in the classroom (Room 46) is presumed to contain asbestos.

Any changes in its appearance should be noted and passed to Property Services.


## Photographs of Areas Sampled – (Cont)



### **Item 52: Presumed**

The skirting to wall beneath the lino in the classroom behind the cupboards (Room 46) was presumed to contain asbestos.


***This was removed in July 2015.***



### **Item 53: Presumed**

The vinyl floor tiles beneath the carpet in the classroom (Room 47) are presumed to contain asbestos.

***This was removed August 2017.***



### **Item 54: Presumed**

The bitumen adhesive beneath carpet in the classroom (Room 47) is presumed to contain asbestos.

Any changes in its appearance should be noted and passed to Property Services.

## Photographs of Areas Sampled – (Cont)



### **Item 55: Presumed**

The skirting to wall beneath the lino in the classroom behind the cupboards (Room 47) was presumed to contain asbestos.


***This was removed in July 2015.***



### **Item 56: Presumed**

The bitumen adhesive to the floor below the cement skim to the floor in the classroom (Room 48) is presumed to contain asbestos.

Any changes in its appearance should be noted and passed to Property Services.




### **Item 57: Presumed**

The bitumen adhesive to the floor in the office (Room 49) is presumed to contain asbestos.

Any changes in its appearance should be noted and passed to Property Services.


## Photographs of Areas Sampled – (Cont)



### **Item 58: As KR09/86**

The skirting to wall in the office (Room 49) is presumed to contain asbestos.


Any changes in its appearance should be noted and passed to Property Services.



### **Item 59: Presumed**

The bitumen adhesive to the floor below the carpet in the Medical Room (Room 50) is presumed to contain asbestos.

Any changes in its appearance should be noted and passed to Property Services.



### **Item 60: Presumed**

The bitumen adhesive to the floor below the carpet in the office (Room 51) is presumed to contain asbestos.

Any changes in its appearance should be noted and passed to Property Services.

## Photographs of Areas Sampled – (Cont)

No photographic evidence available

### **Item 61: Presumed**

The vinyl floor tiles beneath the carpet in the store (Room 54) were presumed to contain asbestos.

***These were removed in July 2015.***

No photographic evidence available

### **Item 62: Presumed**

The bitumen adhesive to the floor in the store room (Room 54) is presumed to contain asbestos.

Any changes in its appearance should be noted and passed to Property Services.



### **Item 63: Presumed**

The vinyl floor tiles beneath the carpet in the store (Room 55) were presumed to contain asbestos.

***These were removed in July 2015.***


## Photographs of Areas Sampled – (Cont)



### **Item 64: Presumed**

The bitumen adhesive to the floor in the store room (Room 55) is presumed to contain asbestos.


Any changes in its appearance should be noted and passed to Property Services.



### **Item 65: Presumed**

The vinyl floor tiles beneath the carpet in the office (Room 56) were presumed to contain asbestos.

***These were removed in July 2015.***



### **Item 66: Presumed**

The bitumen adhesive to the floor in the office (Room 56) is presumed to contain asbestos.

Any changes in its appearance should be noted and passed to Property Services.

## Photographs of Areas Sampled – (Cont)



### **Item 67: Presumed**

The bitumen adhesive to the floor below the carpet in the classroom (Room 57) is presumed to contain asbestos.


Any changes in its appearance should be noted and passed to Property Services.



### **Item 68: Presumed**

The skirting to base of wall behind the cupboards in the classroom (Room 57) is presumed to contain asbestos.

Any changes in its appearance should be noted and passed to Property Services.



### **Item 69: Presumed**

The bitumen adhesive below the carpet in the classroom (Room 58) is presumed to contain asbestos.

Any changes in its appearance should be noted and passed to Property Services.


## Photographs of Areas Sampled – (Cont)



### **Item 70: As KR09/86**

The skirting to base of wall behind the cupboards in the classroom (Room 58) is presumed to contain asbestos.


Any changes in its appearance should be noted and passed to Property Services.



### **Item 71: Presumed**

The bitumen adhesive to the floor below the cement skim to the floor in the corridor (Room 59) is presumed to contain asbestos.

Any changes in its appearance should be noted and passed to Property Services.




### **Item 72: Presumed**

The bitumen adhesive to the floor below the cement skim to the floor in the reception office (Room 61) is presumed to contain asbestos.

Any changes in its appearance should be noted and passed to Property Services.


## Photographs of Areas Sampled – (Cont)



### **Item 73: Presumed**

The bitumen adhesive to the floor below the cement skim to the floor in the reception office cupboard (Room 62) is presumed to contain asbestos.


Any changes in its appearance should be noted and passed to Property Services.



### **Item 74: Presumed**

The bitumen adhesive to the floor below in the reception office cupboard (Room 63) is presumed to contain asbestos.

Any changes in its appearance should be noted and passed to Property Services.




### **Item 75: Presumed**

The bitumen adhesive to the floor below the cement skim in the store (Room 65) is presumed to contain asbestos.

Any changes in its appearance should be noted and passed to Property Services.


## Photographs of Areas Sampled – (Cont)



### **Item 76: Presumed**

The bitumen adhesive to the floor below the cement skim to the floor in the reptile room (Room 66) is presumed to contain asbestos.

Any changes in its appearance should be noted and passed to Property Services.



### **Item 77: NSPS/002**

The bitumen adhesive to the floor below the cement skim to the floor in the corridor (Room G002) contains asbestos.

Any changes in its appearance should be noted and passed to Property Services.



### **Item 78: Presumed**

The bitumen adhesive to the floor below the cement skim to the floor in the library (Room 70) is presumed to contain asbestos.

Any changes in its appearance should be noted and passed to Property Services.


## Photographs of Areas Sampled – (Cont)



### **Item 79: KR09/97**

The lagging to the pipework in the store (Room 73) is strongly presumed to contain asbestos.


Any changes in its appearance should be noted and passed to Property Services.



### **Item 80: Presumed**

The vinyl floor tiles beneath the carpet in the corridor (Room 74) are presumed to contain asbestos.

***This was removed August 2017.***




### **Item 81: Presumed**

The bitumen adhesive to the floor in the corridor (Room 74) is presumed to contain asbestos.

Any changes in its appearance should be noted and passed to Property Services.


## Photographs of Areas Sampled – (Cont)



### **Item 82: Presumed**

The vinyl floor tiles beneath the carpet in the corridor (Room 76) are presumed to contain asbestos.


Any changes in its appearance should be noted and passed to Property Services.



### **Item 83: Presumed**

The bitumen adhesive to the floor in the corridor (Room 76) is presumed to contain asbestos.

Any changes in its appearance should be noted and passed to Property Services.




### **Item 84: Presumed**

The vinyl floor tiles beneath the carpet in the corridor (Room 79) are presumed to contain asbestos.

***This was removed August 2017.***


## Photographs of Areas Sampled – (Cont)



### **Item 85: Presumed**

The bitumen adhesive to the floor in the corridor (Room 79) is presumed to contain asbestos.


Any changes in its appearance should be noted and passed to Property Services.



### **Item 86: Presumed**

The vinyl floor tiles beneath the lino in the store (Room 80) are presumed to contain asbestos.

***This was removed August 2017.***



### **Item 87: Presumed**

The bitumen adhesive to the floor in the store (Room 80) is presumed to contain asbestos.

Any changes in its appearance should be noted and passed to Property Services.


## Photographs of Areas Sampled – (Cont)



### **Item 88: Presumed**

The vinyl floor tiles beneath the carpet in the store (Room 81) are presumed to contain asbestos.


***This was removed August 2017.***



### **Item 89: Presumed**

The bitumen adhesive to the floor in the store (Room 81) is presumed to contain asbestos.

Any changes in its appearance should be noted and passed to Property Services.




### **Item 90: Presumed**

The vinyl floor tiles beneath the carpet in the store (Room 82) are presumed to contain asbestos.

Any changes in its appearance should be noted and passed to Property Services.


## Photographs of Areas Sampled – (Cont)



### **Item 91: Presumed**

The bitumen adhesive to the floor in the store (Room 82) is presumed to contain asbestos.


Any changes in its appearance should be noted and passed to Property Services.



### **Item 92: Presumed**

The bitumen adhesive to the floor below the cement skim to the floor in the Girls toilet (Room 85) is presumed to contain asbestos.

Any changes in its appearance should be noted and passed to Property Services.




### **Item 93: Presumed**

The bitumen adhesive to the floor below the cement skim to the floor in the Boys toilet (Room 86) is presumed to contain asbestos.

Any changes in its appearance should be noted and passed to Property Services.


## Photographs of Areas Sampled – (Cont)



### **Item 94: Presumed**

The vinyl floor tiles beneath the carpet in the classroom (Room 87) are presumed to contain asbestos.


***This was removed August 2017.***



### **Item 95: Presumed**

The bitumen adhesive to the floor in the classroom (Room 87) is presumed to contain asbestos.

Any changes in its appearance should be noted and passed to Property Services.



### **Item 96: Presumed**

The skirting to base of wall behind modern in the classroom (Room 87) is presumed to contain asbestos.

***This was removed August 2017.***


## Photographs of Areas Sampled – (Cont)



### **Item 97: Presumed**

The bitumen adhesive beneath the carpet in the classroom (Room 88) is presumed to contain asbestos.


Any changes in its appearance should be noted and passed to Property Services.



### **Item 98: Presumed**

The skirting to base of wall behind modern in the classroom (Room 88) is presumed to contain asbestos.

***This was removed August 2017.***



### **Item 99: Presumed**

The bitumen adhesive beneath the carpet in the classroom (Room 89) is presumed to contain asbestos.

Any changes in its appearance should be noted and passed to Property Services.


## Photographs of Areas Sampled – (Cont)



### **Item 100: Presumed**

The skirting to base of wall behind modern in the classroom (Room 89) is presumed to contain asbestos.


***This was removed August 2017.***



### **Item 101: Presumed**

The bitumen adhesive below the cement skim to the floor in the classroom (Room 90) is presumed to contain asbestos.

Any changes in its appearance should be noted and passed to Property Services.




### **Item 102: Presumed**

The vinyl floor tiles beneath the modern lino in the corridor (Room 94) are presumed to contain asbestos.

Any changes in its appearance should be noted and passed to Property Services.


## Photographs of Areas Sampled – (Cont)



### **Item 103: NSPS/002**

The bitumen adhesive beneath the modern lino to the corridor (Room 010) contains asbestos.


Any changes in its appearance should be noted and passed to Property Services.



### **Item 104: Presumed**

The bitumen adhesive to the floor in the store (Room 95) is presumed to contain asbestos.

Any changes in its appearance should be noted and passed to Property Services.




### **Item 105: As KR09/86**

The skirting to base of wall in the store (Room 95) is presumed to contain asbestos.

Any changes in its appearance should be noted and passed to Property Services.


## Photographs of Areas Sampled – (Cont)



### **Item 106: Presumed**

The vinyl floor tiles beneath the modern lino in the Girls toilets (Room 96) are presumed to contain asbestos.


Any changes in its appearance should be noted and passed to Property Services.



### **Item 107: Presumed**

The bitumen adhesive beneath the modern lino to the Girls toilets (Room 96) is presumed to contain asbestos.

Any changes in its appearance should be noted and passed to Property Services.



### **Item 108: Presumed**

The skirting to base of wall behind modern lino in the Girls toilets (Room 96) is presumed to contain asbestos.

Any changes in its appearance should be noted and passed to Property Services.


## Photographs of Areas Sampled – (Cont)



### **Item 109: Presumed**

The vinyl floor tiles beneath the modern lino in the Boys toilets (Room 97) are presumed to contain asbestos.


Any changes in its appearance should be noted and passed to Property Services.



### **Item 110: Presumed**

The bitumen adhesive beneath the modern lino to the Boys toilets (Room 97) is presumed to contain asbestos.

Any changes in its appearance should be noted and passed to Property Services.




### **Item 111: Presumed**

The skirting to base of wall behind modern lino in the Boys toilets (Room 97) is presumed to contain asbestos.


Any changes in its appearance should be noted and passed to Property Services.

## Photographs of Areas Sampled – (Cont)



### **Item 112: NSPS/003**


The skirting to base of wall behind modern lino in the classroom (Room 007) does not contain asbestos.



### **Item 113: NSPS/002**

The bitumen adhesive beneath the modern lino to the classroom (Room 007) contains asbestos.

Any changes in its appearance should be noted and passed to Property Services.



### **Item 114: NSPS/003**

The skirting to base of wall behind modern in the classroom (Room 006) does not contain asbestos.


## Photographs of Areas Sampled – (Cont)



### **Item 115: NSPS/002**

The bitumen adhesive beneath the carpet in the classroom (Room 006) contains asbestos.

Any changes in its appearance should be noted and passed to Property Services.



### **Item 116: NSPS/003**

The skirting to base of wall in the classroom (Room 005) does not contain asbestos.



### **Item 117: Presumed**

The bitumen adhesive beneath the carpet in the classroom (Room 102) is presumed to contain asbestos.

Any changes in its appearance should be noted and passed to Property Services.

## Photographs of Areas Sampled – (Cont)



### **Item 118: Presumed**

The bitumen adhesive below the cement skim to the corridor / lobby (Room 103) is presumed to contain asbestos.


Any changes in its appearance should be noted and passed to Property Services.



### **Item 119: Presumed**

The bitumen adhesive beneath the cement skim to the classroom (Room 104) is presumed to contain asbestos.

Any changes in its appearance should be noted and passed to Property Services.



### **Item 120: Presumed**

The bitumen adhesive beneath the cement skim to the classroom (Room 105) is presumed to contain asbestos.

Any changes in its appearance should be noted and passed to Property Services.


## Photographs of Areas Sampled – (Cont)



### **Item 121: Presumed**

The vinyl floor tiles beneath the modern lino in the Boys toilets (Room 108) are presumed to contain asbestos.


Any changes in its appearance should be noted and passed to Property Services.



### **Item 122: Presumed**

The bitumen adhesive beneath the modern lino to the Boys toilet (Room 108) is presumed to contain asbestos.

Any changes in its appearance should be noted and passed to Property Services.



### **Item 123: Presumed**

The skirting to base of wall behind modern lino in the boys toilet (Room 108) is presumed to contain asbestos.

Any changes in its appearance should be noted and passed to Property Services.

## Photographs of Areas Sampled – (Cont)



### **Item 124: Presumed**

The vinyl floor tiles beneath the modern lino in the Girls toilets (Room 110) are presumed to contain asbestos.


Any changes in its appearance should be noted and passed to Property Services.



### **Item 125: Presumed**

The bitumen adhesive beneath the modern lino to the Girls toilets (Room 110) is presumed to contain asbestos.

Any changes in its appearance should be noted and passed to Property Services.



### **Item 126: Presumed**

The skirting to base of wall behind modern lino in the Girls toilet (Room 110) is presumed to contain asbestos.

Any changes in its appearance should be noted and passed to Property Services.

## Photographs of Areas Sampled – (Cont)



### **Item 127: Presumed**

The bitumen adhesive to the floor below the cement skim to the classroom (Room 112) is presumed to contain asbestos.


Any changes in its appearance should be noted and passed to Property Services.



### **Item 128: NSPS/004**

The corrugated soffits (throughout) to the external of the building contain asbestos.

Any changes in its appearance should be noted and passed to Property Services.



### **Item 129: KR09/140**

The damp proof course to the external of the building contains asbestos.

Any changes in its appearance should be noted and passed to Property Services.

## Photographs of Areas Sampled – (Cont)



### **Item 130: Presumed**

The pipe lagging within the heater cupboard is presumed to contain asbestos.

Any changes in its appearance should be noted and passed to Property Services.



### **Item 131: 107693-3**

The ceiling in the staff toilet does not contain asbestos.



### **Item 132: 107693-1**

The adhesive backing to lino subfloor to the ramped corridor does contain asbestos.

Any changes in its appearance should be noted and passed to Property Services.

**Photographs of Areas Sampled – (Cont)**

**Item 133: 107693-2**



The subfloor to the ramped corridor does not contain asbestos.

**Item 134: BH000572**



The insulation debris to straw/concrete duct ceiling in the duct adjacent head teacher's office contains asbestos.

Any changes in its appearance should be noted and passed to Property Services.

**Item 135: BH000573**



The insulation debris to brick walls in the duct adjacent head teacher's office contains asbestos.

Any changes in its appearance should be noted and passed to Property Services.

## Photographs of Areas Sampled – (Cont)

### **Item 136: BH000574**



The small bore insulation – green pipework in the duct adjacent head teacher’s office contains asbestos.

Any changes in its appearance should be noted and passed to Property Services.

### **Item 137: BH000575**



The small bore insulation – red pipework in the duct adjacent head teacher’s office contains asbestos.

Any changes in its appearance should be noted and passed to Property Services.

### **Item 138: BH000576**



The large bore insulation – green pipework in the duct adjacent head teacher’s office contains asbestos.

Any changes in its appearance should be noted and passed to Property Services.

## Photographs of Areas Sampled – (Cont)

### **Item 139: BH000577**



The large bore insulation – red pipework in the duct adjacent head teacher’s office contains asbestos.

Any changes in its appearance should be noted and passed to Property Services.

### **Item 140: BH000578**



The insulation debris to concrete floor in the duct adjacent head teacher’s office contains asbestos.

Any changes in its appearance should be noted and passed to Property Services.

### **Item 141: BH000579**



The insulation debris to metal trunking / cable sheath trunking in the duct adjacent head teacher’s office contains asbestos.

Any changes in its appearance should be noted and passed to Property Services.

## Photographs of Areas Sampled – (Cont)

### **Item 142: BH000580**



The debris to duct hatch lip at duct entrance in the duct adjacent head teacher's office does not contain asbestos.

### **Item 143: Presumed**



The mains cable sheath running high level in duct in the duct adjacent head teacher's office is presumed to contain asbestos.

Any changes in its appearance should be noted and passed to Property Services.

### **Item 144: BS001666**



The floor screed in year 6 Girls toilets does not contain asbestos.

**Photographs of Areas Sampled – (Cont)**



**Item 145: BS001667**

The black skirting beneath lino in the Year 6 Girls toilets does not contain asbestos.



**Item 146: BS001670**

The sink pad in the year 4 Classroom does not contain asbestos.



**Item 147: BS001671**

The floor tile remnants beneath carpet in the year 4 Classroom does not contain asbestos.

**Photographs of Areas Sampled – (Cont)**



**Item 148: BS017804**

The roof felt (External) does not contain asbestos.



**Item 149: BS017806**

The floor screed to the floor below the carpet tiles in Internal cloakroom (to be WC) contains asbestos.

Any changes in its appearance should be noted and passed to Property Services.



**Item 150: 21-30151-1**

The floor below carpet and screed (bitumen) in the classroom does not contain asbestos.

**Photographs of Areas Sampled – (Cont)**



**Item 151: 21-36878-1**

The adhesive to the ceramic tiles to walls in (Area 1/Boys toilet) does not contain asbestos.



**Item 152: 21-36878-2**


The sealant to the old window frame (Area 1/Boys toilet) does not contain asbestos.



**Item 153: 21-36878-2**

The sealant to the old window frame (Area 2/Girls toilet) does not contain asbestos.

**Photographs of Areas Sampled – (Cont)**



**Item 154: 21-36878-3**

The adhesive to the ceramic tiles to walls in (Area 2/Girls toilet) does not contain asbestos.



**Item 155: NSPS/001**

The ceiling tiles (G/001/Hall) does not contain asbestos.



**Item 156: NSPS/005**

The textured coating to ceiling above suspended ceiling (G/013/Office) does not contain asbestos.


**Photographs of Areas Sampled – (Cont)**

**Item 157 Ref: KG000932**



The Insulation – Paint (Cupboard G/01) does not contain asbestos.

**Item 158 Ref: KG000933**



The Insulation - Plaster on window wall (Cupboard G/01) does not contain asbestos.

**Photographs of Areas Sampled - Survey of upright blow heaters**

**Ref: EV001734**



The insulation pipe lagging to the heater in Classroom 3/4 contained asbestos.

**This was removed by Building Needs in July 2015.**

**Ref: EV001735**



The red pipework in the void to the left of the heater in classroom 3/4 contained asbestos.

**This was removed by Building Needs in July 2015.**

**Ref: EV001736**



The green pipework in the void to the left of the heater in classroom 3/4 contained asbestos.

**This was removed by Building Needs in July 2015.**

**Photographs of Areas Sampled - Survey of upright blow heaters (cont)**

**Ref: EV001737**




A swab sample of the pipework to the upright heater in Year 5 room 2 does not contain asbestos.

**Ref: EV001738**



A swab sample of the floor to the void to the upright heater in Year 5 room 2 does not contain asbestos.

**Ref: EV001739**



The residue to the pipework to the void to the upright heater in Year 2 room 3 does not contain asbestos.

**Photographs of Areas Sampled - Survey of upright blow heaters (cont)**

**Ref: EV001740**




The residue to the pipework to the void to the upright heater in Year 2 room 4 does not contain asbestos.

**Ref: EV001741**



The debris on the pipework to the void to the upright heater in Year 1 room 5 does not contain asbestos.

**Ref: EV001742**



The debris on the pipework to the void to the upright heater in Year 1 room 6 does not contain asbestos.

**Photographs of Areas Sampled - Survey of upright blow heaters (cont)**

**Ref: EV001743**



The residue to the pipework going into the brickwork at the top of the heaters in Infant Hall unit 1 does not contain asbestos.

Sunderland  
City Council

## Five Simple Steps to Asbestos Management

Each property has a nominated site asbestos monitoring officer (SAMO). The SAMO is responsible for maintaining this register and ensuring all necessary personnel are aware of the register including all maintenance, construction and service installers; undertaking periodic inspections and liaising with the Departmental Asbestos Co-ordinator and the Asbestos Manager in Property Services as necessary.

The SAMO's role is very important but this guide is hoped to ensure the requirements are easy and simple to follow.

### Step 1 – Receiving the Register

The SAMO is the tenant.

And the person is responsible for the register, where it is located and that it is kept up to date.

The register contains a plan of the premises and a photographic schedule of where the asbestos is and what risk is associated.

The SAMO must make all employees aware of the locations and should let any contractors entering the building view the register before any work is started.

### Step 2 – Periodic Inspections

The SAMO must look at the locations photographed and compare the asbestos now to when the photograph was taken and complete the checklist attached (Form 2).

The checklists are to be completed periodically in accordance with the schedule attached.

Should the SAMO come across some asbestos which has been disturbed, whether during refurbishment works or during the normal course of wear and tear, they should complete Form 4 as far as possible and contact Property Services for advice and remedial action.

In the meantime, they should ensure that access to the area containing the disturbed or damaged asbestos is prohibited until Property Services has made recommendations.

### Step 3 – Planned Work

All planned works that may disturb or danger any asbestos indicated, should be reported to Property Services using form 3 at least 21 days before the work is due to commence.

#### Step 4 – Contractors on Site

If a contractor arrives on site, the SAMO must:

- a. Make sure they read/view the register
- b. Get contractor to sign register to say he has read it (Form1).
- c. Get confirmation from the contractor that proposed works will not disturb any asbestos areas.
- d. If area is disturbed that was not identified in Register, advise Property Services immediately and complete Form 4.

#### Step 5 – Monitoring the Register

On completion of work get contractor to sign to say they didn't disturb any areas.

If alterations have occurred details should be forwarded to Property Services.

If you, as SAMO, are to leave your post, please notify your Departmental Co-ordinator to appoint another person and notify Property Services and the front of your register.

In the event of an exposure of asbestos, please refer to the site specific asbestos management plan. However, as a minimum:

- Seal the area off completely. (Lock the area off if possible and post a notice on the door, "No access - Contact ..... " )
- If there is any air movement systems within the premises, shut it off.
- Contact the Asbestos Manager on 07557938966 immediately. Who will arrange for any remedial works / air monitoring.
- Start to complete the "Registration of Disturbances" form, which is in your register (Section 10 in the new style register).

Once the remedial works have been carried out and a clear air test certificate has been issued. Access to the area can be re-opened.

**In the event that you are unable to contact the Asbestos Manager, please contact the Civic Centre on 520 5555 and ask for assistance from a building surveyor. Out of hours ring the City Alarm and Emergency Control room on 553 1999.**

Central Safety can be contacted on 561 2311.

**In the event of a fire (or drill), the asbestos register must be taken outside to show the emergency services.**

## Commonly Asked Questions.

- **How often should SAMO's undertake inspections of asbestos containing materials?**  
The Asbestos Manager will inform the SAMO of how often the inspections should be undertaken.
- **What should a SAMO do if the asbestos containing materials are disturbed or damaged?**  
The SAMO should prohibit access to the areas until the Asbestos Manager in Property Services has been contacted and given recommendations.
- **Can employees put up decorations onto asbestos containing materials?**  
No decorations should be attached to asbestos containing materials. However, it is understood that some decoration is already attached to asbestos containing materials and these should be left in place.
- **Can a room with asbestos containing materials in the ceiling and wall be painted?**  
Yes, as long as the material is not rubbed or sanded down, as this may result in the release of asbestos fibres.
- **Why isn't all asbestos containing materials removed from buildings?**  
Because it is safer to leave asbestos containing materials in good condition in buildings. Removing the materials will result in a greater risk to health because of the consequential release of fibres.
- **When will asbestos containing material be removed from my building?**  
Asbestos containing materials will be removed if work involves the disturbance of the material e.g. during the refurbishment or dismantling of part of the building or structure.
- **What should a SAMO do if he/she has had no training in use of the register?**  
The SAMO should ring the Departmental Co-ordinator who will arrange training.

**Form 2**Inspection Schedule

| Picture        | Location                                | Risk            | Inspection Frequency | Date of return    |
|----------------|---|-----------------|----------------------|-------------------|
| <i>Item 1</i>  | <i>Sub- level room 1 – Sealed ducts</i> | <i>Low</i>      | <i>6 monthly</i>     | <i>03.08.2026</i> |
| <i>Item 2</i>  | <i>Bitumen Adhesive – Room 2</i>        | <i>Low</i>      | <i>Unable to</i>     | <i>Inspect</i>    |
| <i>Item 3</i>  | <i>Bitumen Adhesive – Room 4</i>        | <i>Low</i>      | <i>Unable to</i>     | <i>Inspect</i>    |
| <i>Item 4</i>  | <i>Bitumen Adhesive – Room 5</i>        | <i>Low</i>      | <i>Unable to</i>     | <i>Inspect</i>    |
| <i>Item 5</i>  | <i>Bitumen Adhesive – Room 6</i>        | <i>Low</i>      | <i>Unable to</i>     | <i>Inspect</i>    |
| <i>Item 6</i>  | <i>Bitumen Adhesive – Room 8</i>        | <i>Very Low</i> | <i>Unable to</i>     | <i>Inspect</i>    |
| <i>Item 7</i>  | <i>Skirting – Room 8</i>                | <i>Very Low</i> | <i>Unable to</i>     | <i>Inspect</i>    |
| <i>Item 8</i>  | <i>Bitumen Adhesive – Room 9</i>        | <i>Very Low</i> | <i>Unable to</i>     | <i>Inspect</i>    |
| <i>Item 9</i>  | <i>Skirting – Room 9</i>                | <i>Very Low</i> | <i>Unable to</i>     | <i>Inspect</i>    |
| <i>Item 10</i> | <i>Bitumen Adhesive – Room 10</i>       | <i>Very Low</i> | <i>Unable to</i>     | <i>Inspect</i>    |
| <i>Item 11</i> | <i>Skirting – Room 005</i>              | <i>Very Low</i> | <i>12 monthly</i>    | <i>03.02.2027</i> |
| <i>Item 12</i> | <i>Bitumen Adhesive – Room 11</i>       | <i>Very Low</i> | <i>Unable to</i>     | <i>Inspect</i>    |
| <i>Item 13</i> | <i>Skirting – Room 11</i>               | <i>Very Low</i> | <i>12 monthly</i>    | <i>03.02.2027</i> |
| <i>Item 14</i> | <i>Bitumen Adhesive – Room 12</i>       | <i>Very Low</i> | <i>Unable to</i>     | <i>Inspect</i>    |
| <i>Item 15</i> | <i>Skirting – Room 12</i>               | <i>Very Low</i> | <i>Unable to</i>     | <i>Inspect</i>    |
| <i>Item 16</i> | <i>Bitumen</i>                          | <i>Very Low</i> | <i>Unable to</i>     | <i>Inspect</i>    |

|                |  |                 |                   |  |
|----------------|--|-----------------|-------------------|--|
|                | <b>Adhesive –<br/>Room 14</b>              |                 |                   |  |
| <b>Item 17</b> | <b>Skirting –<br/>Room 14</b>              | <b>Very Low</b> | <b>12 monthly</b> | <b>03.02.2027</b>  |
| <b>Item 18</b> | <b>Bitumen<br/>Adhesive –<br/>Room 18</b>  | <b>Low</b>      | <b>Unable to</b>  | <b>Inspect</b>   |
| <b>Item 19</b> | <b>Bitumen<br/>adhesive –<br/>Room 21</b>  | <b>Very Low</b> | <b>Unable to</b>  | <b>Inspect</b>   |
| <b>Item 20</b> | <b>Vinyl floor tiles<br/>– Room 23</b>     | <b>Very Low</b> |                   | <b>Removed<br/>July 2015</b>   |
| <b>Item 21</b> | <b>Skirting –<br/>Room 23</b>              | <b>Very Low</b> |                   | <b>Removed<br/>July 2015</b>   |
| <b>Item 22</b> | <b>Bitumen<br/>Adhesive –<br/>Room 23</b>  | <b>Very Low</b> | <b>Unable to</b>  | <b>Inspect</b>   |
| <b>Item 23</b> | <b>Vinyl floor<br/>tiles – Room<br/>26</b> | <b>Very Low</b> | <b>Unable to</b>  | <b>Inspect</b>   |
| <b>Item 24</b> | <b>Skirting –<br/>Room 26</b>              | <b>Very Low</b> | <b>12 monthly</b> | <b>03.02.2023 –<br/>School note<br/>this is<br/>removed –<br/>Awaiting<br/>WCN</b> |
| <b>Item 25</b> | <b>Bitumen<br/>Adhesive –<br/>Room 26</b>  | <b>Very Low</b> | <b>Unable to</b>  | <b>Inspect</b>   |
| <b>Item 26</b> | <b>Bitumen<br/>Adhesive –<br/>Room 27</b>  | <b>Low</b>      | <b>Unable to</b>  | <b>Inspect</b>   |
| <b>Item 27</b> | <b>Bitumen<br/>Adhesive –<br/>Room 28</b>  | <b>Very Low</b> | <b>Unable to</b>  | <b>Inspect</b>   |
| <b>Item 28</b> | <b>Bitumen<br/>Adhesive –<br/>Room 29</b>  | <b>Very Low</b> | <b>Unable to</b>  | <b>Inspect</b>   |
| <b>Item 29</b> | <b>Bitumen<br/>Adhesive –<br/>Room 30</b>  | <b>Very Low</b> | <b>Unable to</b>  | <b>Inspect</b>   |
| <b>Item 30</b> | <b>Bitumen<br/>Adhesive –<br/>Room 31</b>  | <b>Low</b>      | <b>Unable to</b>  | <b>Inspect</b>   |
| <b>Item 31</b> | <b>Bitumen</b>                             | <b>Low</b>      | <b>Unable to</b>  | <b>Inspect</b>   |

|                |  |                 |                  |                      |
|----------------|--|-----------------|------------------|----------------------|
|                | <b>Adhesive –<br/>Room 32</b>              |                 |                  |                      |
| <b>Item 32</b> | <b>Bitumen<br/>Adhesive –<br/>Room 33</b>  | <b>Low</b>      | <b>Unable to</b> | <b>Inspect</b>       |
| Item 33        | Skirting –<br>Room 33                      | Very Low        |                  | Removed<br>July 2015 |
| <b>Item 34</b> | <b>Bitumen<br/>Adhesive –<br/>Room 34</b>  | <b>Low</b>      | <b>Unable to</b> | <b>Inspect</b>       |
| <b>Item 35</b> | <b>Bitumen<br/>Adhesive –<br/>Room 35</b>  | <b>Low</b>      | <b>Unable to</b> | <b>Inspect</b>       |
| Item 36        | Skirting –<br>Room 35                      | Very Low        |                  | Removed<br>July 2015 |
| <b>Item 37</b> | <b>Bitumen<br/>Adhesive –<br/>Room 26</b>  | <b>Low</b>      | <b>Unable to</b> | <b>Inspect</b>       |
| Item 38        | Skirting –<br>Room 36                      | Very Low        |                  | Removed<br>July 2015 |
| Item 39        | Lagging to<br>pipework –<br>Room 36        | Medium          | Removed          | In July 2015         |
| <b>Item 40</b> | <b>Bitumen<br/>Adhesive –<br/>Room 40</b>  | <b>Low</b>      | <b>Unable to</b> | <b>Inspect</b>       |
| <b>Item 41</b> | <b>Vinyl floor<br/>tiles – Room<br/>41</b> | <b>Very Low</b> | <b>Unable to</b> | <b>Inspect</b>       |
| <b>Item 42</b> | <b>Bitumen<br/>Adhesive –<br/>Room 41</b>  | <b>Very Low</b> | <b>Unable to</b> | <b>Inspect</b>       |
| <b>Item 43</b> | <b>Skirting –<br/>Room 41</b>              | <b>Very Low</b> | <b>Unable to</b> | <b>Inspect</b>       |
| Item 44        | Vinyl floor tiles<br>– Room 43             | Very Low        |                  | Removed<br>July 2015 |
| <b>Item 45</b> | <b>Bitumen<br/>Adhesive –<br/>Room 43</b>  | <b>Low</b>      | <b>Unable to</b> | <b>Inspect</b>       |
| Item 46        | Vinyl floor tiles<br>– Room 44             | Very Low        |                  | Removed<br>July 2015 |
| Item 47        | Bitumen<br>Adhesive –<br>Room 44           | Low             |                  | Removed<br>July 2015 |
| Item 48        | Skirting –<br>Room 44                      | Very Low        |                  | Removed<br>July 2015 |

|                |                                   |                 |                   |                     |
|----------------|-----------------------------------|-----------------|-------------------|---------------------|
| <b>Item 49</b> | <b>Bitumen Adhesive – Room 45</b> | <b>Low</b>      | <b>Unable to</b>  | <b>Inspect</b>      |
| Item 50        | Vinyl floor tiles – Room 46       | Very Low        |                   | Removed August 2017 |
| <b>Item 51</b> | <b>Bitumen Adhesive – Room 46</b> | <b>Low</b>      | <b>Unable to</b>  | <b>Inspect</b>      |
| Item 52        | Skirting – Room 46                | Very Low        |                   | Removed July 2015   |
| Item 53        | Vinyl floor tiles – Room 47       | Low             |                   | Removed August 2017 |
| <b>Item 54</b> | <b>Bitumen Adhesive – Room 47</b> | <b>Low</b>      | <b>Unable to</b>  | <b>Inspect</b>      |
| Item 55        | Skirting – Room 47                | Very Low        |                   | Removed July 2015   |
| <b>Item 56</b> | <b>Bitumen Adhesive – Room 48</b> | <b>Low</b>      | <b>Unable to</b>  | <b>Inspect</b>      |
| <b>Item 57</b> | <b>Bitumen Adhesive – Room 49</b> | <b>Low</b>      | <b>Unable to</b>  | <b>Inspect</b>      |
| <b>Item 58</b> | <b>Skirting – Room 49</b>         | <b>Very Low</b> | <b>12 monthly</b> | <b>03.02.2027</b>   |
| <b>Item 59</b> | <b>Bitumen Adhesive – Room 50</b> | <b>Very Low</b> | <b>Unable to</b>  | <b>Inspect</b>      |
| <b>Item 60</b> | <b>Bitumen Adhesive – Room 51</b> | <b>Low</b>      | <b>Unable to</b>  | <b>Inspect</b>      |
| Item 61        | Vinyl floor tiles – Room 54       | Very Low        |                   | Removed July 2015   |
| <b>Item 62</b> | <b>Bitumen Adhesive – Room 54</b> | <b>Very Low</b> | <b>Unable to</b>  | <b>Inspect</b>      |
| Item 63        | Vinyl floor tiles – Room 55       | Very Low        |                   | Removed July 2015   |
| <b>Item 64</b> | <b>Bitumen Adhesive – Room 55</b> | <b>Very Low</b> | <b>Unable to</b>  | <b>Inspect</b>      |
| Item 65        | Vinyl floor tiles – Room 56       | Very Low        |                   | Removed July 2015   |
| <b>Item 66</b> | <b>Bitumen Adhesive – Room 56</b> | <b>Very Low</b> | <b>Unable to</b>  | <b>Inspect</b>      |

|                |                                      |                 |                  |                            |
|----------------|--------------------------------------|-----------------|------------------|----------------------------|
| <i>Item 67</i> | <i>Bitumen Adhesive – Room 57</i>    | <i>Low</i>      | <i>Unable to</i> | <i>Inspect</i>             |
| <i>Item 68</i> | <i>Skirting – Room 57</i>            | <i>Very Low</i> | <i>Unable to</i> | <i>Inspect</i>             |
| <i>Item 69</i> | <i>Bitumen Adhesive – Room 58</i>    | <i>Low</i>      | <i>Unable to</i> | <i>Inspect</i>             |
| <i>Item 70</i> | <i>Skirting – Room 58</i>            | <i>Very Low</i> | <i>Unable to</i> | <i>Inspect</i>             |
| <i>Item 71</i> | <i>Bitumen Adhesive – Room 59</i>    | <i>Low</i>      | <i>Unable to</i> | <i>Inspect</i>             |
| <i>Item 72</i> | <i>Bitumen Adhesive – Room 61</i>    | <i>Low</i>      | <i>Unable to</i> | <i>Inspect</i>             |
| <i>Item 73</i> | <i>Bitumen Adhesive – Room 62</i>    | <i>Very Low</i> | <i>Unable to</i> | <i>Inspect</i>             |
| <i>Item 74</i> | <i>Bitumen Adhesive – Room 63</i>    | <i>Very Low</i> | <i>Unable to</i> | <i>Inspect</i>             |
| <i>Item 75</i> | <i>Bitumen Adhesive – Room 65</i>    | <i>Very Low</i> | <i>Unable to</i> | <i>Inspect</i>             |
| <i>Item 76</i> | <i>Bitumen Adhesive – Room 66</i>    | <i>Low</i>      | <i>Unable to</i> | <i>Inspect</i>             |
| <i>Item 77</i> | <i>Bitumen Adhesive – Room G002</i>  | <i>Very Low</i> | <i>Unable to</i> | <i>Inspect</i>             |
| <i>Item 78</i> | <i>Bitumen Adhesive – Room 70</i>    | <i>Low</i>      | <i>Unable to</i> | <i>Inspect</i>             |
| <i>Item 79</i> | <i>Lagging to pipework – Room 73</i> | <i>Medium</i>   | <i>3 monthly</i> | <i>03.05.2026</i>          |
| <i>Item 80</i> | <i>Vinyl floor tiles – Room 74</i>   | <i>Low</i>      |                  | <i>Removed August 2017</i> |
| <i>Item 81</i> | <i>Bitumen Adhesive – Room 74</i>    | <i>Low</i>      | <i>Unable to</i> | <i>Inspect</i>             |
| <i>Item 82</i> | <i>Vinyl floor tiles – Room 76</i>   | <i>Low</i>      | <i>Unable to</i> | <i>Inspect</i>             |
| <i>Item 83</i> | <i>Bitumen</i>                       | <i>Low</i>      | <i>Unable to</i> | <i>Inspect</i>             |

|                |                                    |                 |                  |                     |
|----------------|------------------------------------|-----------------|------------------|---------------------|
|                | <b>Adhesive – Room 76</b>          |                 |                  |                     |
| Item 84        | Vinyl floor tiles – Room 79        | Low             |                  | Removed August 2017 |
| <b>Item 85</b> | <b>Bitumen Adhesive – Room 79</b>  | <b>Low</b>      | <b>Unable to</b> | <b>Inspect</b>      |
| Item 86        | Vinyl floor tiles – Room 80        | Very Low        |                  | Removed August 2017 |
| <b>Item 87</b> | <b>Bitumen Adhesive – Room 80</b>  | <b>Very Low</b> | <b>Unable to</b> | <b>Inspect</b>      |
| Item 88        | Vinyl floor tiles – Room 81        | Very Low        |                  | Removed August 2017 |
| <b>Item 89</b> | <b>Bitumen Adhesive – Room 81</b>  | <b>Very Low</b> | <b>Unable to</b> | <b>Inspect</b>      |
| <b>Item 90</b> | <b>Vinyl floor tiles – Room 82</b> | <b>Very Low</b> | <b>Unable to</b> | <b>Inspect</b>      |
| <b>Item 91</b> | <b>Bitumen Adhesive – Room 82</b>  | <b>Very Low</b> | <b>Unable to</b> | <b>Inspect</b>      |
| <b>Item 92</b> | <b>Bitumen Adhesive – Room 85</b>  | <b>Very Low</b> | <b>Unable to</b> | <b>Inspect</b>      |
| <b>Item 93</b> | <b>Bitumen Adhesive – Room 86</b>  | <b>Very Low</b> | <b>Unable to</b> | <b>Inspect</b>      |
| Item 94        | Vinyl floor tiles – Room 87        | Very Low        |                  | Removed August 2017 |
| <b>Item 95</b> | <b>Bitumen Adhesive – Room 87</b>  | <b>Low</b>      | <b>Unable to</b> | <b>Inspect</b>      |
| Item 96        | Skirting – Room 87                 | Very Low        |                  | Removed August 2017 |
| <b>Item 97</b> | <b>Bitumen Adhesive – Room 2</b>   | <b>Low</b>      | <b>Unable to</b> | <b>Inspect</b>      |
| Item 98        | Skirting – Room 88                 | Very Low        |                  | Removed August 2017 |
| <b>Item 99</b> | <b>Bitumen Adhesive – Room 89</b>  | <b>Low</b>      | <b>Unable to</b> | <b>Inspect</b>      |
| Item 100       | Skirting – Room 89                 | Very Low        |                  | Removed August 2017 |

|                 |                                    |                   |                   |  |
|-----------------|------------------------------------|-------------------|-------------------|--|
| <b>Item 101</b> | <b>Bitumen Adhesive – Room 90</b>  | <b>Low</b>        | <b>Unable to</b>  | <b>Inspect</b>   |
| <b>Item 102</b> | <b>Vinyl floor tiles – Room 94</b> | <b>Low</b>        | <b>Unable to</b>  | <b>Inspect</b>   |
| <b>Item 103</b> | <b>Bitumen Adhesive – Room 010</b> | <b>Very Low</b>   | <b>Unable to</b>  | <b>Inspect</b>   |
| <b>Item 104</b> | <b>Bitumen Adhesive – Room 95</b>  | <b>Very Low</b>   | <b>Unable to</b>  | <b>Inspect</b>   |
| <b>Item 105</b> | <b>Skirting – Room 95</b>          | <b>Very Low</b>   | <b>12 monthly</b> | <b>03.02.2023 - School note this is removed – Awaiting WCN</b> |
| <b>Item 106</b> | <b>Vinyl floor tiles – Room 96</b> | <b>Very Low</b>   | <b>Unable to</b>  | <b>Inspect</b>   |
| <b>Item 107</b> | <b>Bitumen Adhesive – Room 96</b>  | <b>Very Low</b>   | <b>Unable to</b>  | <b>Inspect</b>   |
| <b>Item 108</b> | <b>Skirting – Room 96</b>          | <b>Very Low</b>   | <b>Unable to</b>  | <b>Inspect</b>   |
| <b>Item 109</b> | <b>Vinyl floor tiles – Room 97</b> | <b>Very Low</b>   | <b>Unable to</b>  | <b>Inspect</b>   |
| <b>Item 110</b> | <b>Bitumen Adhesive – Room 97</b>  | <b>Very Low</b>   | <b>Unable to</b>  | <b>Inspect</b>   |
| <b>Item 111</b> | <b>Skirting – Room 97</b>          | <b>Very Low</b>   | <b>Unable to</b>  | <b>Inspect</b>   |
| <b>Item 112</b> | <b>No asbestos</b>                 | <b>Is present</b> |                   |  |
| <b>Item 113</b> | <b>Bitumen Adhesive – Room 007</b> | <b>Very Low</b>   | <b>Unable to</b>  | <b>Inspect</b>   |
| <b>Item 114</b> | <b>No asbestos</b>                 | <b>Is present</b> |                   |  |
| <b>Item 115</b> | <b>Bitumen Adhesive – Room 006</b> | <b>Very Low</b>   | <b>Unable to</b>  | <b>Inspect</b>   |
| <b>Item 116</b> | <b>No asbestos</b>                 | <b>Is present</b> |                   |  |
| <b>Item 117</b> | <b>Bitumen Adhesive – Room 102</b> | <b>Low</b>        | <b>Unable to</b>  | <b>Inspect</b>   |

|                 |   |                   |                   |  |
|-----------------|---|-------------------|-------------------|--|
| <i>Item 118</i> | <i>Bitumen Adhesive – Room 103</i>                | <i>Low</i>        | <i>Unable to</i>  | <i>Inspect</i>   |
| <i>Item 119</i> | <i>Bitumen Adhesive – Room 104</i>                | <i>Low</i>        | <i>Unable to</i>  | <i>Inspect</i>   |
| <i>Item 120</i> | <i>Bitumen Adhesive – Room 105</i>                | <i>Low</i>        | <i>Unable to</i>  | <i>Inspect</i>   |
| <i>Item 121</i> | <i>Vinyl floor tiles – Room 108</i>               | <i>Very Low</i>   | <i>12 monthly</i> | <i>03.02.2023 - School note this is removed – Awaiting WCN</i> |
| <i>Item 122</i> | <i>Bitumen Adhesive – Room 108</i>                | <i>Very Low</i>   | <i>Unable to</i>  | <i>Inspect</i>   |
| <i>Item 123</i> | <i>Skirting – Room 108</i>                        | <i>Very Low</i>   | <i>Unable to</i>  | <i>Inspect</i>   |
| <i>Item 124</i> | <i>Vinyl floor tiles – Room 110</i>               | <i>Very Low</i>   | <i>Unable to</i>  | <i>Inspect</i>   |
| <i>Item 125</i> | <i>Bitumen Adhesive – Room 110</i>                | <i>Very Low</i>   | <i>Unable to</i>  | <i>Inspect</i>   |
| <i>Item 126</i> | <i>Skirting – Room 110</i>                        | <i>Very Low</i>   | <i>Unable to</i>  | <i>Inspect</i>   |
| <i>Item 127</i> | <i>Bitumen Adhesive – Room 112</i>                | <i>Low</i>        | <i>Unable to</i>  | <i>Inspect</i>   |
| <i>Item 128</i> | <i>Corrugated soffits (External)</i>              | <i>Very Low</i>   | <i>12 monthly</i> | <i>03.02.2027</i>  |
| <i>Item 129</i> | <i>Damp proof course – External</i>               | <i>Very Low</i>   | <i>12 monthly</i> | <i>03.02.2027</i>  |
| <i>Item 130</i> | <i>Pipe Lagging – Heater cupboard</i>             | <i>Low</i>        | <i>Unable to</i>  | <i>Inspect</i>   |
| <i>Item 131</i> | <i>No asbestos</i>                                | <i>Is present</i> |                   |  |
| <i>Item 132</i> | <i>Adhesive backing to lino – Ramped Corridor</i> | <i>Very Low</i>   | <i>Unable to</i>  | <i>Inspect</i>   |

|          |   |            |           |         |
|----------|---|------------|-----------|---------|
| Item 133 | No asbestos   | Is present |           |         |
| Item 134 | Insulation Debris – Duct adj Head Teachers Office     | Medium     | Unable to | Inspect |
| Item 135 | Insulation Debris – Duct adj Head Teachers Office     | Medium     | Unable to | Inspect |
| Item 136 | Small Bore Insulation – Duct adj Head Teachers Office | Low        | Unable to | Inspect |
| Item 137 | Small Bore Insulation – Duct adj Head Teachers Office | Low        | Unable to | Inspect |
| Item 138 | Large Bore Insulation – Duct adj Head Teachers Office | Low        | Unable to | Inspect |
| Item 139 | Large Bore Insulation – Duct adj Head Teachers Office | Low        | Unable to | Inspect |
| Item 140 | Insulation Debris – Duct adj Head Teachers Office     | Medium     | Unable to | Inspect |
| Item 141 | Insulation Debris – Duct adj Head Teachers Office     | Medium     | Unable to | Inspect |
| Item 142 | No asbestos   | Is present |           |         |
| Item 143 | Mains Cable Sheathe - Duct adj Head Teachers          | Low        | Unable to | Inspect |

|                 |  |                 |                  |                |
|-----------------|--|-----------------|------------------|----------------|
|                 | <b>Office</b>                                    |                 |                  |                |
| Item 144        | No asbestos                                      | Is present      |                  |                |
| Item 145        | No asbestos                                      | Is present      |                  |                |
| Item 146        | No asbestos                                      | Is present      |                  |                |
| Item 147        | No asbestos                                      | Is present      |                  |                |
| Item 148        | No asbestos                                      | Is present      |                  |                |
| <b>Item 149</b> | <b>Floor Screed<br/>– Internal<br/>Cloakroom</b> | <b>Very Low</b> | <b>Unable to</b> | <b>Inspect</b> |
| Item 150        | No asbestos                                      | Is present      |                  |                |
| Item 151        | No asbestos                                      | Is present      |                  |                |
| Item 152        | No asbestos                                      | Is present      |                  |                |
| Item 153        | No asbestos                                      | Is present      |                  |                |
| Item 154        | No asbestos                                      | Is present      |                  |                |
| Item 155        | No asbestos                                      | Is present      |                  |                |
| Item 156        | No asbestos                                      | Is present      |                  |                |
| Item 157        | No asbestos                                      | Is present      |                  |                |
| Item 158        | No asbestos                                      | Is present      |                  |                |
|                 |  |                 |                  |                |
|                 |  |                 |                  |                |
|                 |  |                 |                  |                |
|                 |  |                 |                  |                |
|                 |  |                 |                  |                |
|                 |  |                 |                  |                |
|                 |  |                 |                  |                |

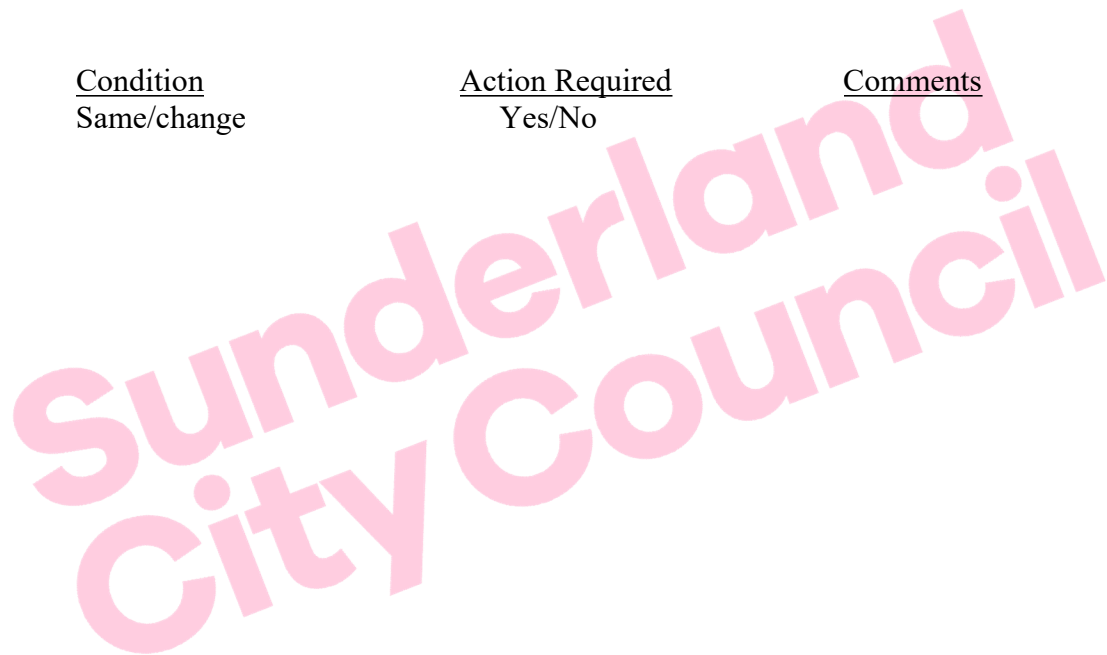
Periodic Return

|                                  |  |
|----------------------------------|--|
| <b>School/Site</b>               |  |
| <b>Date of Inspection</b>        |  |
| <b>Inspection By (signature)</b> |  |
| <b>Print Name</b>                |  |

**Good Practice Guidance:**

- Take photographs of ACMs for each inspection and store for future reference
- Compare previous photographs with current condition state to determine whether there has been any deterioration since the last inspection
- Replace missing/damaged asbestos labels/stickers

Ref:                      Condition                                      Action Required                                      Comments  
                                    Same/change    Yes/No



**For Office Use Only**

|                                |  |
|--------------------------------|--|
| <b>Actions Required</b>        |  |
| <b>Actions Completed</b>       |  |
| <b>Alterations to Register</b> |  |