

Foreward

ASBESTOS SURVEY REPORT FOR THE PALLION CENTRE, WAVERLEY TERRACE, SUNDERLAND

I have enclosed for your information and retention the most recent asbestos survey (Management) which applies to the property stated above. The purpose of the survey is to identify as far as possible, the materials containing asbestos fibres in your property.

The attached report is divided in sections so as to give as much information as possible, a basic reference section for use by premises managers and a more detailed report for use by contractors on site etc.

Plan of the Building and Sample Locations

This contains a plan of the building and identifies where asbestos samples have been taken from.

Photographs of Areas Sampled

This section contains photographs of all the areas where samples were taken. These photographs can be used when carrying out the periodic inspections to see if there has been any change or deterioration in its condition.

Survey Information

This section contains the survey information as printed from the central database held at Land and Property. It describes the type of asbestos present, its location, condition etc. Contractors should be shown this section along with the others when they are shown the register prior to starting any work.

Priority Risk Assessments

This section contains assessments which have been created using information from the survey and information on your property. This assessment helps to determine how often periodic checks on any asbestos need to be carried out by your Samo.

5 Simple Steps to Asbestos Management

This section details procedures for managing asbestos in your property. It gives guidance on the register, the inspections, any planned work and what to do when contractors arrive on site.

Commonly asked Questions

This section covers questions most commonly asked and can be referred to as/when the need arises.

The building has been surveyed as comprehensively as possible, all potentially fibrous materials have been examined and where necessary analysed by competent UKAS accredited analysts and the findings of both recorded in the report.

This report is an important document and must be referred to before any building works are carried out. The report must be kept with your handbook and the

checklists completed on a regular basis. You will be reminded when your specific checklists are due for submission.

Information for Employees Working in Premises where Asbestos Containing Materials Exist.

Asbestos is made up of fibrous materials, which are flexible, mechanically strong and resistant to stretching, heat and chemicals. As a consequence asbestos has been used extensively in buildings. Examples of asbestos containing materials found in buildings include exterior asbestos cement cladding; gutters and pipes; fireproof sprays on structural steel joists; insulation boards in service ducts and wall partitions; ceiling and floor tiles and pipe and boiler lagging.

Asbestos containing products can produce very small fibrous dust particles, which can not be seen by the naked eye. It is only when these fibres become airborne, due to damage, deterioration, disturbance etc, that there is a risk to health.

If asbestos is maintained in good condition and is not disturbed or damaged it does not pose a health risk.

The authority has a management system for ensuring that you are not exposed to asbestos containing materials that are in poor condition and may pose a health risk. This system is based on sound principals laid down by legislation and associated codes of practice and guidance.

It is not appropriate simply to remove all asbestos containing materials in buildings. Asbestos materials that are sound, undamaged and not releasing dust should be left alone. Any disturbance to such materials, however carefully controlled, will release fibres and be counter-productive.

Within the building you occupy, your department has nominated a Site Asbestos Monitoring Officer (SAMO). This individual is responsible for inspecting the asbestos containing materials to ensure they are not in a dangerous condition. Should you have any concerns about suspect materials within your premises you should contact the SAMO.

Restrictions on use, distribution and publication of the report

We accept no responsibility or liability for the consequences of this document being used for purpose other than for which it was commissioned.

To the extent that the document is based on the information available at the time of writing, Sunderland City Council accepts no liability for any consequences should this report be used by the Client for any other purpose.

If you require any further information regarding the report or its application please contact Caroline Bage, Asbestos Manager on Tel: 07557938966.

Yours sincerely,

Neil Guthrie
Director of Development and Property

Sunderland
City Council

Sunderland City Council

*Control of Asbestos
Regulations 2012*

Asbestos Register for The Pallion Centre



UPRN: - J565255

TF Ref: SCH089

Location of register:-

Premises Manager / Samo: - Tenant

Date: 11 February 2026

Contact Numbers List: -

Caroline Bage Asbestos Manager – 07557 938966

Contents

	<u>Section</u>
• Plan of building and sample locations	1
• Photographs of areas sampled	2
• Survey information	3
• Asbestos Management Plan, Priority Assessments,	4
• Contacts Form, Code of Practice	4
• 5 Simple Steps of Asbestos Management	5
• Commonly asked questions	6

Appendices

• Form 1 – Visitor Register	7
• Form 2 – Periodic Return Checklist and Schedule	8
• Form 3 – Works Notification Form	9
• Form 4 – Registration of All Disturbances	10
• Form 5 – Training Records	11

Plan of Building and Samples Location

Presumed – Fibres to ceiling (Sub level Rm 1) (Item 1) – Low Risk
AP001909 – Ceiling panels (Sub level Rm 1) (Item 2) – No Risk
As AP001909 – Boxing to ceiling (Sub level Rm 1) (Item 3) - No Risk
AP001910 – Mastic to ceiling (Sub level Rm 1) (Item 4) - No Risk
AP001911 – Residue to wall (Sub level Rm 1) (Item 5) – Low Risk
AP001912 – Residue to wall (Sub level Rm 1) (Item 6) – Low Risk
AP001913 – Residue to column (Sub level Rm 1) (Item 7) - No Risk
AP001914 – Residue to wall (Sub level Rm 1) (Item 8) - Low Risk
AP001915 – Residue to pipe (Sub level Rm 1) (Item 9) - Low Risk
AP001916 – Residue to wall (Sub level Rm 1) (Item 10) - No Risk
AP001917 – Gasket to flanges (Sub level Rm 1) (Item 11) – Very Low Risk
AP001918 – Pipe insulation (Large) (Sub level Rm 1) (Item 12) – No Risk
AP001919 – Pipe insulation (Small) (Sub level Rm 1) (Item 13) - No Risk
AP001920 – Debris to beam (Sub level Rm 1) (Item 14) – Removed Aug 2015
AP001921 – Floor debris (Sub level Rm 1) (Item 15) – No Risk
AP001884 – Remaining adhesive (Rm 1) (Item 16) – Very Low Risk
As AP001884 – Remaining adhesive (Rm 2) (Item 17) – Very Low Risk
AP001885 – Vinyl to hatch (Rm 2) (Item 18) – No Risk
As AP001884 – Remaining adhesive (Rm 14) (Item 19) – Very Low Risk
AP001886 – Packer (Rm 14) (Item 20) – No Risk
As AP001884 – Remaining adhesive (Rm 15) (Item 21) – Very Low Risk
As AP001884 – Remaining adhesive (Rm 16) (Item 22) – Very Low Risk
As AP001884 – Remaining adhesive (Rm 18) (Item 23) – Very Low Risk
AP001887 – Bitumen drip (Rm 19) (Item 24) – No Risk
AP001888 – Adhesive to concrete (Rm 21) (Item 25) – No Risk
As AP001888 – Adhesive to concrete (Rm 23) (Item 26) – No Risk
As AP001888 – Adhesive to concrete (Rm 24) (Item 27) – No Risk
AP001889 – Sink pads (Rm 25) (Item 28) – No Risk
As AP001888 – Bitumen adhesive (Rm 25) (Item 29) – No Risk
As AP001888 – Bitumen adhesive (Rm 26) (Item 30) – No Risk
As AP001888 – Bitumen adhesive (Rm 28) (Item 31) - No Risk
AP001890 – Stair nosing (Rm 30) (Item 32) – No Risk
AP001891 – Floor tiles (Rm 32) (Item 33) – No Risk
AP001892 – Bitumen adhesive (Rm 32) (Item 34) – No Risk
AP001893 – Fire break (Rm 35) (Item 35) – No Risk
AP001894 – Foam between hangers (Rm 35) (Item 36) – No Risk
Presumed – Bitumen beneath lino (Rm 36) (Item 37) – Very Low Risk
Presumed – Bitumen beneath lino (Rm 37) (Item 38) – Very Low Risk
41620-9 – Bitumen beneath lino (Rm 38) (Item 39) – No Risk
As 41620-9 – Bitumen beneath lino (Rm 39) (Item 40) – No Risk
As 41620-9 – Bitumen under flooring (Rm 40) (Item 41) - No Risk
As 41620-9 – Bitumen under flooring (Rm 41) (Item 42) – No Risk
Presumed – Textured coating (Rm 42) (Item 43) – SGS confirmed removed
AP001895 – Bitumen to stramit (Rm 42) (Item 44) – No Risk
AP001896 – Sink pads (Rm 42) (Item 45) - No Risk
AP001897 – Sink pads (Rm 42) (Item 46) – No Risk

As AP001896 – Sink pads (Rm 49) (Item 47) – No Risk
AP001898 – Firebreak (Rm 50) (Item 48) – No Risk
AP001899 – Wall panels (Rm 52) (Item 49) – No Risk
Presumed – Textured coating (Rm 55) (Item 50) – SGS confirmed removed
AP001900 – Bitumen adhesive (Rm 58) (Item 51) – Very Low Risk
AP001901 – Stair nosing (Rm 58) (Item 52) – No Risk
As AP001894 – Foam to brick wall (Rm 58) (Item 53) – No Risk
BS017762 – Flooring (Rm 58) (Item 54) – Very Low Risk
AP001902 – Textured coating (Rm 1/03) (Item 55) – No Risk
As AP001902 – Textured coating debris (Rm 1/03) (Item 56) – No Risk
As AP001901 – Stair nosing (Rm 1/09) (Item 57) – No Risk
AP001903 – Lino to floor (Rm 1/10) (Item 58) - Very Low Risk
As AP001903 – Bitumen adhesive (Rm 1/11) (Item 59) – Very Low Risk
As AP001903 – Bitumen adhesive (Rm 1/12) (Item 60) – Very Low Risk
As AP001902 – Textured coating (Rm 1/13) (Item 61) - No Risk
AP001904 – Foam between hanger (Rm 1/13) (Item 62) – No Risk
As AP001901 – Stair nosing (Rm 1/13) (Item 63) – No Risk
AP001905 – Vinyl to desk (Rm 1/18) (Item 64) – No Risk
AP001906 – Floor tiles (Rm 1/21) (Item 65) – Removed 2014
AP001907 – Bitumen adhesive (Rm 1/21) (Item 66) – SGS confirmed removed
As AP001901 – Stair nosing (Rm 1/21) (Item 67) – No Risk
As AP001901 – Stair nosing (Rm 1/27) (Item 68) – No Risk
AP001908 – Residue to timber (Rm 1/35) (Item 69) – No Risk
AP001922 – Cement Flue (External) (Item 70) – Very Low Risk
AP001923 – Cement Sleeve (External) (Item 71) – Very Low Risk
Presumed – Cement flue (External) (Item 72) – Very Low Risk
Presumed – Cement Cowl (External) (Item 73) – Removed 2014
AP001924 – Slate Roof (Engineers) (Item 74) - No Risk
Presumed – All flat roofs (External) (Item 75) – Very Low Risk
AP001925 – Verge tiles (External) (Item 76) – No Risk
41620-15 – Insulation board debris (Boiler Room/Rm 001) (Item 77) – Removed 2014
41620-16 – Debris to nail in timber baton (Boiler Room/Rm 001) (Item 78) – Removed 2014
41620-17 – Debris to beam (Boiler Room/Rm 001) (Item 79) – Removed 2014
As 41620-15 – Remnant board to yellow gas pipe (Boiler Room/Rm 001) (Item 80) – Removed 2014
41620-18 – Shuttering to underside of beam (Boiler Room/Rm 001) (Item 81) – Removed 2014
41620-19 – Loose lying gasket to floor (Boiler Room/Rm 001) (Item 82) – No Risk
41620-20 – Damp proof course (Boiler Room/Rm 001) (Item 83) – No Risk
41620-31 – flue situated within riser (Boiler Room/Rm 001) (Item 84) – Removed 2014
As 41620-14 – Board within cable tray (Boiler Room/Rm 001) (Item 85) – No Risk
41620-21 – Insulation board debris (Boiler Room/Rm 001) (Item 86) – Removed 2014
41620-22 – Pipework flange gasket (Boiler Room/Rm 001) (Item 87) – Removed

2014

41620-23 – General debris to floor (Boiler Room/Rm 001) (Item 88) – No Risk
Presumed – Insulation board debris (Boiler Room/Rm 001) (Item 89) – Removed

2014

41620-24 – Panel within door (Boiler Room/Rm 001) (Item 90) – Removed SGS to confirm

41620-25 – String debris to wall (Boiler Room/Rm 001) (Item 91) – No Risk

41620-32 – Shuttering to cement flue (Boiler Room/Rm 001) (item 92) – Removed
2014

41620-1 – Mastic to air handling ductwork joints (Staff Room/Rm 005 ceiling void above) (Item 93) – No Risk

As 41620-1 – Mastic to air handling ductwork joints (Disabled WC/Rm 006 ceiling void above) (Item 94) – No Risk

As 41620-1 – Mastic to air handling ductwork joints (Female WC/Rm 009 ceiling void above) (Item 95) – No Risk

As 41620-1 – Mastic to air handling ductwork joints (Shower/Rm 010 ceiling void above) (Item 96) – No Risk

41620-2 – Floor covering (Caretakers Store/Rm 011) (Item 97) – No Risk

As 41620-2 – Subfloor (Caretakers Store/Rm 012) (Item 98) – No Risk

41620-3 – Packing to underside of beam (Office/Rm 015) (Item 99) – Removed
2014

41620-4 – Debris to beam (Corridor ceiling void above/Rm 017) (Item 100) – No Risk

As 41620-5 – Boxing to beam above door (Corridor ceiling void above/Rm 017) (Item 101) – No Risk

As 41620-1 – Mastic to air handling ductwork joints (Office/Rm 018 ceiling void above) (Item 102) – No Risk

As 41620-1 – Mastic to air handling ductwork joints (WC/Rm 019 ceiling void above) (Item 103) – No Risk

41620-6 – Packing to top of wall and underside of floor (WC/Rm 019 ceiling void above) (Item 104) – No Risk

As 41620-6 – Packing to top of wall and underside of floor (WC/Rm 020 ceiling void above) (Item 105) – No Risk

416207 – Floor covering (Cleaners cupboard/Rm 026) (Item 106) – No Risk

As 41620-1 – Mastic to air handling ductwork joints (Cleaners Cupboard/Rm 026) (Item 107) – No Risk

41620-8 – Mastic to top of boiler plate (Cleaners Cupboard/Rm 026) (Item 108) – No Risk

As 41620-1 – Mastic to air handling ductwork joints (Cleaners Cupboard/Rm 026 ceiling void above) (Item 109) – No Risk

As 41620-1 – Mastic to air handling ductwork joints (Store Cupboard/Rm 033 ceiling void above) (Item 110) – No Risk

As 41620-1 – Mastic to air handling ductwork joints (Store Cupboard/Rm 033 ceiling void above) (Item 111) – No Risk

41620-11 – Boxing to beams (Restaurant/Rm 040 ceiling voids above) (Item 112) – Removed 2014

As 41620-11 – extractor hood surround (Kitchen/Rm 041 ceiling voids above) (Item 113) – Removed 2014

41620-13 – floor (Dry Store/Rm 042) (Item 114) – Removed 2014
As 41620-24 – Panel within door (Stairwell leading to boiler Room/Rm 057) (Item 115) – Removed 2014
41620-26 – Debris to beams (audio room/Rm 1/001 ceiling void above) (Item 116) – Removed 2014
As 41620-26 – Debris to beams (audio room/Rm 1/002 ceiling void above) (Item 117) – Removed 2014
As 41620-26 – Debris to beams (computer room/Rm 1/003 ceiling void above) (Item 118) – Removed 2014
As 41620-26 – Debris to beams (Corridor/Rm 1/004 ceiling void above) (Item 119) – Removed 2014
41620-27 – Mastic to glass panels above door (Corridor/Rm 1/011) (Item 120) – No Risk
As 41620-26 – Debris to beams (Corridor/Rm 1/014 ceiling void above) (Item 121) – Removed 2014
Presumed – Adhesive to parquet flooring (Classroom/Rm 1/016) (Item 122) – Very Low Risk
Presumed – Adhesive to parquet flooring (Classroom/Rm 1/017) (Item 123) - Very Low Risk
Presumed – Adhesive to parquet flooring (Classroom/Rm 1/020) (Item 124) - Very Low Risk
Presumed – Adhesive to parquet flooring (Classroom/Rm 1/021) (Item 125) - Very Low Risk
Presumed – Adhesive to parquet flooring (Classroom/Rm 1/022) (Item 126) - Very Low Risk
Presumed – Adhesive to parquet flooring (Classroom/Rm 1/023) (Item 127) - Very Low Risk
Presumed – Adhesive to parquet flooring (Classroom/Rm 1/024) (Item 128) - Very Low Risk
41620-30 – Redundant pipework to wall (Male WC/Rm1/036 roof void) (Item 129) – Removed 2014
As 41620-29 – Redundant pipework to floor (Male WC/Rm1/036 roof void) (Item 130) – Removed 2014
41620-29 – Remnant roof felt (Male WC/Rm1/036 roof void) (Item 131) – Removed 2014
Presumed – Adhesive to parquet flooring (Store/Rm 1/040) (Item 132) - Very Low Risk
Presumed – Adhesive to parquet flooring (Stairwell/Rm 1/041) (Item 133) - Very Low Risk
41620-33 – sealant to downpipe collars (External) (Item 134) – No Risk
41620-34 – Fillet to pitched roof at LHS elevation adj sitting area (External) (Item 135) – No Risk
41620-35 – mastic to doorframe at double red doors lhs elevation adj seating area (External) (Item 136) – No Risk
41620-36 – tiles to rear canopy exit from corridor (External) (Item 137) – Removed 2014
Presumed – Adhesive to parquet flooring (Corridor/Rm1/038) (Item 138) - Very Low Risk

Presumed - Flue pipe in wall cavity seen through grilles (Boiler Room) (Item 139) – Low Risk

Presumed – Shuttering to flue penetration behind wall grilles to chimney breast x 2 (Boiler Room) (Item 140) – Low Risk

KX001000 – Debris/Residue to stairwell wall (Boiler Room) (Item 141) – No Risk

KX001001 – Debris/Residue (Boiler Room) (Item 142) – No Risk

KX001003 – Debris/Residue to concrete ceiling above pipes in area not covered by supalux (Boiler Room) (Item 143) – Medium Risk

KX001004 – Debris/Residue to pipe brackets/surfaces/penetrations of thick bore pipes (Boiler Room) (Item 144) – No Risk

KX001005 – Debris/Residue (Boiler Room) (Item 145) – No Risk

KX001006 – Debris/Residue (Boiler Room) (Item 146) – No Risk

KX001007 – Debris/Residue (Boiler Room) (Item 147) – No Risk

KX001010 – Debris/Residue to plinth under boilers furthest from stairs (Boiler Room) (Item 148) – No Risk

KX000996 - Beam cladding limited inspection within (Boiler Room) (Item 149) – No Risk

KX001011 – Debris/Residue to floor, rear wall (Boiler Room) (Item 150) – No Risk

KX000999 – Debris/Residue to walls at wall grilles to old flues (Boiler Room) (Item 151) – No Risk

KX001909 – Debris/Residue to floor plinths under boilers nearest stairs (Boiler Room) (Item 152) – No Risk

KX001013 – Debris/Residue shuttering remnants from pipe penetration (Boiler Room) (Item 153) – No Risk

OQ000417 – Window Sealant to wall (External) (Item 154) – No Risk

OU004465 – Composite handrail cover (Stairwell G/01) (Item 155) – No Risk

OU004466 – Composite stair nosing (Stairwell G/01) (Item 156) – No Risk

OU004467 – Bitumen beneath carpet on stair riser and treads (Stairwell G/01) (Item 157) – No Risk

OU004469 – Paper backed fibreboard wall (Brick work shop G/02) (Item 158) – No Risk

OU004468 – Paper backed fibreboard wall (Corridor 2 1/04) (Item 159) – No Risk

OU004470 – Putty door (External E/01) (Item 160) – No Risk

As OU004470 – Putty door (External E/01) (Item 161) – No Risk

KG001114 – Bitumen roof felt (External E/01) (Item 162) – No Risk

Please note the survey carried out was non-intrusive. Should major refurbishment be planned for the property, further investigation will be required.


Photographs of Areas Sampled



Item 1 Ref: Presumed


It is possible that there will be some asbestos fibres to the porous concrete ceiling of the boiler room (Sub level Room 1).

This should be encapsulated.



Item 2 Ref: AP001909

The insulating board to the ceiling in the boiler room (Sub level Room 1) does not contain asbestos.



Item 3 As AP001909

The insulating board to the high level boxing to the ceiling in the boiler room (Sub level Rm 1) does not contain asbestos.

Photographs of Areas Sampled (Cont)



Item 4 Ref: AP001910

The mastic between the ceiling panels to the ceiling of the boiler room (Sub level Room 001) does not contain asbestos.




Item 5 Ref: AP001911

The residue to the wall in the boiler room (Sub level Room 1) contains asbestos.

This is encapsulated and no works should take place on the walls.

Any change in its appearance should be recorded and passed to Property Services.



Item 6 Ref: AP001912

The residue to the wall in the boiler room (Sub level Room 1) contains asbestos.

This is encapsulated and no works should take place on the walls.

Any change in its appearance should be recorded and passed to Property Services.

Photographs of Areas Sampled (Cont)



Item 7 Ref: AP001913

The residue to the central brick column to the plant room (Sub level Room 1) does not contain asbestos.



Item 8 Ref: AP001914

The residue to the wall in the boiler room (Sub level Room 1) contains asbestos.

This is encapsulated and no works should take place on the walls.

Any change in its appearance should be recorded and passed to Property Services.



Item 9 Ref: AP001915

The residue to the pipe on the wall in the boiler room (Sub level Room 1) contains asbestos.

This should have an environmental clean.

Any change in its appearance should be recorded and passed to Property Services.

Photographs of Areas Sampled (Cont)



Item 10 Ref: AP001916

The residue to the wall in the plant room (Sub level Room 1) does not contain asbestos.



Item 11 Ref: AP001917

The gaskets to the flanges in the boiler room (Sub level Room 1) contain asbestos.

Any change in its appearance should be recorded and passed to Property Services.



Item 12 Ref: AP001918

The large bore pipe insulation in the boiler room (Sub level Room 1) does not contain asbestos.

Photographs of Areas Sampled (Cont)



Item 13 Ref: AP001919

The small bore pipe insulation to the plant room (Sub level Room 1) does not contain asbestos.



Item 14 Ref: AP001920

The debris to the horizontal surface on the beam in the boiler room (Sub level Room 1) contained asbestos.

An environmental clean should be carried out.

Any change in its appearance should be recorded and passed to Property Services.



Item 15 Ref: AP001921

The general floor debris to the boiler room (Sub level Room 1) does not contain asbestos.


Photographs of Areas Sampled (Cont)



There is possibly asbestos within the sealed brick riser in the plant room (Sub level Room 1). Prior to any intrusive works, a survey must be carried out.



There was no access to the live electrics in the boiler room (Sub level Room 1). Prior to any work starting, carry out further surveying.



Item 16 Ref: AP001884

The remaining adhesive to the floor beneath the carpet to the lobby (Room 1) contains asbestos.

Any change in its appearance should be recorded and passed to Property Services.

Photographs of Areas Sampled (Cont)



Item 17 As: AP001884

The remaining adhesive to the floor beneath the carpet and modern screed in the entrance lobby (Room 2) contains asbestos.

Any change in its appearance should be recorded and passed to Property Services.



Item 18 Ref: AP001885

The vinyl to the hatch in the entrance lobby (Room 2) does not contain asbestos.



The staff lobby (Room 3) was accessed, and no suspect materials were found.

Photographs of Areas Sampled (Cont)




The staff room (Room 4) was accessed, and no suspect materials were found.



There was no access to the storage heater in the staff room (Room 4) as it was live plant.

Prior to any works, there needs to be further investigation.



There was no access to the floor duct in the staff kitchen (Room 5).

Prior to any works, there needs to be further investigation.

Photographs of Areas Sampled (Cont)




There was no access to the storage heater in the staff kitchen (Room 5) as it was live plant.

Prior to any works, there needs to be further investigation.



There was no access beneath the modern lino in the male / disabled WC (Room 6) due to possible damage.

Prior to any works, there needs to be further investigation.



There was no access beneath the modern lino in the male / disabled shower (Room 7) due to possible damage.

Prior to any works, there needs to be further investigation.

Photographs of Areas Sampled (Cont)



There was no access beneath the modern lino in the female wc (Room 8) due to possible damage.

Prior to any works, there needs to be further investigation.



There was no access beneath the modern lino in the female shower (Room 9) due to possible damage.

Prior to any works, there needs to be further investigation.



There was no access beneath the modern floor tiles to the resource room (Room 10) due to possible damage.

Prior to any works, there needs to be further investigation.

Photographs of Areas Sampled (Cont)



The caretakers office (Room 11) was accessed and no suspect materials were found.



There was no access to the electrics in the electrical store (Room 12) due to live plant.

Prior to work taking place, prior investigation needs to be carried out.



There was no access behind the plasterboard panel in the electrical store (Room 12) due to possible damage.

Prior to work taking place, prior investigation needs to be carried out.


Photographs of Areas Sampled (Cont)



There was no access within the lift shaft (Room 13).

Prior to any works taking place, further investigation is required.


Item 19 As AP001884



The remaining adhesive to the floor beneath the carpet and modern screed in the reception lobby (Room 14) contains asbestos.

Any change in its appearance should be recorded and passed to Property Services.

Item 20 Ref: AP001886



The fibreboard packer to between the concrete and the wood beam in the reception lobby (Room 14) does not contain asbestos.

Photographs of Areas Sampled (Cont)

Item 21 As AP001884



The remaining adhesive to the floor beneath the carpet and modern screed in the reception (Room 15) contains asbestos.

Any change in its appearance should be recorded and passed to Property Services.

Item 22 As AP001884



The remaining adhesive to the floor beneath the carpet and modern screed in the repro room (Room 16) contains asbestos.

Any change in its appearance should be recorded and passed to Property Services.



The Admin office (Room 17) was accessed and no suspect materials were found.

Photographs of Areas Sampled (Cont)


Item 23 As AP001884



The remaining adhesive to the floor beneath the carpet and modern screed in the office (Room 18) contains asbestos.

Any change in its appearance should be recorded and passed to Property Services.

Item 24 Ref: AP001887



The bitumen drip to the ceiling void in the Admin WC (Room 19) does not contain asbestos.



There was no access beneath the vinyl under the carpet in the lobby (Room 20) due to causing possible damage.

Photographs of Areas Sampled (Cont)

Item 25 Ref: AP001888



The adhesive to the concrete floor beneath the modern lino to the female wc (Room 21) does not contain asbestos.



There was no access beneath the modern lino to the Disabled WC (Room 22) without causing possible damage.

Prior to any works taking place investigation should be carried out.

Item 26 As: AP001888



The adhesive to the concrete floor beneath the modern lino and screed to the male wc (Room 23) does not contain asbestos.

Photographs of Areas Sampled (Cont)

Item 27 As: AP001888



The adhesive to the concrete floor beneath the modern lino to the electronic engineers (Room 24) does not contain asbestos.



There was no access to the storage heaters in the electronic engineers (Room 24) due to the plant being live.

This should be investigated prior to any works being carried out.

Item 28 Ref: AP001889




The bitumen sink pads to the sink in the machine shop (Room 25) do not contain asbestos.

Photographs of Areas Sampled (Cont)



There was no access within the heater in the machine shop (Room 25) due to live plant.

Prior to any works being carried out, further investigation will be required.



Item 29 As: AP001888

The adhesive to the concrete floor beneath the modern lino to the machine shop (Room 25) does not contain asbestos.



Item 30 As: AP001888

The adhesive to the concrete floor beneath the modern lino to the bar rack store (Room 26) does not contain asbestos.


Photographs of Areas Sampled (Cont)



The safe store (Room 27) was accessed, and no suspect materials were found.




There was no access to the safe in the safe store (Room 27) prior to any works taking place, further checks will be necessary.



Item 31 As: AP001888

The bitumen adhesive to the concrete floor beneath the modern lino to the stairwell lobby (Room 28) does not contain asbestos.

Photographs of Areas Sampled (Cont)



The rear porch (Room 29) was accessed, and no suspect materials were found.

Item 32 Ref: AP001890



The stair nosing to the stairs (Room 30) does not contain asbestos.



There was no access beneath the modern lino in the corridor (Room 31) as it may have caused damage.

Prior to any works, there should be additional checks carried out.

Photographs of Areas Sampled (Cont)

Item 33 Ref: AP001891



The floor tiles to the boiler cupboard (Room 32) do not contain asbestos.

Item 34 Ref: AP001892



The bitumen adhesive to the floor to the boiler cupboard (Room 32) does not contain asbestos.



The stock room (Room 30) was accessed, and suspect materials were found.

Photographs of Areas Sampled (Cont)



The cleaners store (Room 34) was accessed, and no suspect materials were found.

Item 35 Ref: AP001893



The firebreak between the corridor and the restaurant (Room 35) within the ceiling void does not contain asbestos.

Item 36 Ref: AP001894



The foam between the metal rad hangers and brick wall in the corridor (Room 35) does not contain asbestos.

Photographs of Areas Sampled (Cont)



Item 37 Ref: Presumed

The bitumen beneath the modern lino and the parquet flooring in the community room (Room 36) is presumed to contain asbestos.

Any change in its appearance should be recorded and passed to Property Services.

Item 38 Ref: Presumed



The bitumen beneath the modern lino and the parquet flooring in the community room wc (Room 37) is presumed to contain asbestos.

Any change in its appearance should be recorded and passed to Property Services.



There was no access behind the metal hatch in the community room wc (Room 37) without causing damage.

Therefore, prior to any work, further checks need to be carried out.

Photographs of Areas Sampled (Cont)



Item 39 Ref: 41620-9

The bitumen beneath the parquet flooring in the plumbing room (Room 38) is presumed to contain asbestos.

Any change in its appearance should be recorded and passed to Property Services.



There was no access to the store heater within the plumbing room (Room 38). Prior to any work, this needs to be checked out.



There was no access behind the metal hatch within the plumbing room (Room 38), without causing further damage.

Prior to any work, this needs to be checked out.

Photographs of Areas Sampled (Cont)



Item 40 Ref: As 41620-9


The bitumen beneath the parquet flooring in the joinery machine area (Room 39) is presumed to contain asbestos.

Any change in its appearance should be recorded and passed to Property Services.



There was no access to the store heater within the joinery machine area (Room 39).


Prior to any work, this needs to be checked out.



There was no access behind the metal hatch within the joinery machine area (Room 39), without causing further damage.

Prior to any work, this needs to be checked out.

Photographs of Areas Sampled (Cont)



There was no access to the joinery store (Room 39), therefore it should be presumed to contain asbestos unless otherwise proven.

Item 41 Ref: As 41620-9



The bitumen beneath the parquet flooring in the joinery Room (Room 40) is presumed to contain asbestos.

Any change in its appearance should be recorded and passed to Property Services.



There was no access to the store heater within the joinery room (Room 40). Prior to any work, this needs to be checked out.

Photographs of Areas Sampled (Cont)



There was no access behind the metal hatch within the joinery area (Room 40), without causing further damage.

Prior to any work, this needs to be checked out.



There was no access to the joinery store (Room 40), therefore it should be presumed to contain asbestos unless otherwise proven.




The bitumen beneath the parquet flooring in the restaurant (Room 41) is presumed to contain asbestos.

Any change in its appearance should be recorded, and passed to Property Services.

Item 42 Ref: 41620-9

Photographs of Areas Sampled (Cont)



There was no access to the store heater within the restaurant (Room 41).

Prior to any work, this needs to be checked out.



There was no access behind the metal hatches within the restaurant (Room 41), without causing further damage.

Prior to any work, this needs to be checked out.



Item 43 Ref: Presumed

The textured coating to the ceiling visible within the void in the kitchen (Room 42) is presumed to contain asbestos.

SGS confirmed removed

Photographs of Areas Sampled (Cont)

Item 44 Ref: AP001895



The bitumen to the stramit board roof in the kitchen ceiling void (Room 42) does not contain asbestos.

Item 45 Ref: AP001896



The bitumen sink pads to the kitchen (Room 42) do not contain asbestos.

Item 46 Ref: AP001897



The bitumen sink pads to the sink and drainer sinks to the perimeter wall of the kitchen (Room 42) do not contain asbestos.

Photographs of Areas Sampled (Cont)



There was no access behind the wood access panel in the kitchen (Room 42) without causing further damage.

Prior to any works, further checks will be required.



There was no access beneath the modern lino in the kitchen store (Room 43) without causing damage.

Prior to works this needs to be checked out.




The lobby (Room 44) was accessed, and no suspect materials were found.

Photographs of Areas Sampled (Cont)



The kitchen wc (Room 45) was accessed and no suspect materials were found.



There was no access beneath the modern lino in the Kitchen office (Room 46) as it would cause damage.

Prior to any works, additional checks may need to be carried out.



There was no access behind the metal access hatch to the dry store (Room 47) without causing damage.

Prior to any works, additional checks may need to be carried out.

Photographs of Areas Sampled (Cont)



There was no access within the electrics to the dry store (Room 47) as they were live.

Prior to any disturbance, further checks will be required.



There was no access beneath the modern lino in the servery (Room 48) as it would cause damage.

Prior to any works, additional checks may need to be carried out.



There was no access to the storage heater in the painting and decorating area (Room 49) as it was live.

Prior to any works, additional checks may need to be carried out.

Photographs of Areas Sampled (Cont)



There was no access to the painting and decorating store (Room 49).

Prior to any works, additional checks may need to be carried out.

Item 47 As: AP001896



The sink pads to the underside of the sink and drainer in the Painting and decorating (Room 49) do not contain asbestos.



There was no access beneath the modern lino in the corridor (Room 50) as it would cause damage.

Prior to any works, additional checks may need to be carried out.

Photographs of Areas Sampled (Cont)

Item 48 Ref: AP001898



The firebreak between the corridor and the restaurant (Room 50) does not contain asbestos.



There was no access to the storage heater in the cookery area (Room 51) due to the plant being live.

Prior to any works, additional checks may need to be carried out.



There was no access behind the metal access hatch to the cookery area (Room 51) without causing damage.

Prior to any works, additional checks may need to be carried out.

Photographs of Areas Sampled (Cont)




There was no access beneath the modern lino in the cookery (Room 51) as it would cause damage.

Prior to any works, additional checks may need to be carried out.



There was no access within the storage heater to the cookery store (Room 52) as it was live plant.

Prior to any works, additional checks may need to be carried out.



There was no access beneath the modern lino in the cookery store (Room 52) as it would cause damage.

Prior to any works, additional checks may need to be carried out.

Photographs of Areas Sampled (Cont)

Item 49 Ref: AP001899



The fibreboard panels to the cookery store (Room 52) do not contain asbestos.



There was no access beneath the modern lino in the disabled wc (Room 53) as it would cause damage.

Prior to any works, additional checks may need to be carried out.



The male wc (Room 54) was accessed and no suspect materials were found.

Photographs of Areas Sampled (Cont)



There was no access beneath the modern lino in the shower (Room 55) as it would cause damage.


Prior to any works, additional checks may need to be carried out.

Item 50 Ref: Presumed



The textured coating to the ceiling in the shower room (Room 55) is presumed to contain asbestos.

SGS confirmed removed.



There was no access beneath the modern lino in the female wc (Room 56) as it would cause damage. Prior to any works, additional checks may need to be carried out.

Photographs of Areas Sampled (Cont)



There was no access beneath the modern lino to the corridor (Room 57) as it would cause damage.

Prior to any works, additional checks may need to be carried out.


Item 51 Ref: AP001900



The bitumen adhesive to concrete beneath modern carpet to floor of the stairwell (Room 58) contains asbestos.

Any change in its appearance should be noted and passed to Property Services.

Item 52 Ref: AP001901



The stair nosing to the stairs (Room 58) does not contain asbestos.

Photographs of Areas Sampled (Cont)

Item 53 As: AP001894




The foam between brick plaster wall and metal read hanger to the stairwell (Room 58) does not contain asbestos.

No photographic evidence available

Item 54 Ref: BS017762

The composite flooring to the stairwell (Room 58) contains asbestos.


Any changes need to be noted and passed to Property Services.



There was no access to the community room store (Room 59). Therefore, it must be presumed that it may contain asbestos.

Prior to any works being carried out, further checks will need to be done.

Photographs of Areas Sampled (Cont)



The health and development room (Room 60) was accessed, and no suspect materials were found.



There was no access to the electrics within the bike store (Room 61) due to live plant.

Prior to accessing further checks will need to be carried out.



The paint store (Room 62) was accessed, and no suspect materials were found.

Photographs of Areas Sampled (Cont)




There was no access to the electrics in the brick yard (Room 63) due to being live.

Prior to accessing further checks will need to be carried out.



The 1st floor corridor was accessed (1/01) and no suspect materials were found.



There was no access beneath the modern lino to the disabled wc (Room 1/02) as it would cause damage.

Prior to any works, additional checks may need to be carried out.

Photographs of Areas Sampled (Cont)

Item 55 Ref: AP001902




The textured coating above the plasterboard ceiling via the access hatch in the ladies wc (Rm 1/03) does not contain asbestos.

Item 56 As: AP001902



The textured coating debris to the plasterboard ceiling via the access hatch in the ladies wc (Rm 1/03) does not contain asbestos.



There was no access to the electrics in the cleaners store (Room 1/04) due to the plant being live.

Prior to any works, additional checks may need to be carried out.

Photographs of Areas Sampled (Cont)



There was no access beneath the modern lino to the lobby (Room 1/05) as it would cause damage.

Prior to any works, additional checks may need to be carried out.



There was no access beneath the modern lino to the male wc (Room 1/06) as it would cause damage.

Prior to any works, additional checks may need to be carried out.



The lobby (Room 1/07) was accessed, and no suspect materials were found

Photographs of Areas Sampled (Cont)




There was no access to the electrics in the store room (Room 1/08) due to the plant being live.

Prior to any works, additional checks may need to be carried out.



There was no access to the storage heater in the stairwell (Room 1/09) due to the plant being live.

Prior to any works, additional checks may need to be carried out.



Item 57 As: AP001901

The stair nosing to the stairwell (Room 1/09) does not contain asbestos.


Photographs of Areas Sampled (Cont)



Item 58 Ref: AP001903

The bitumen adhesive to the floor accessed via panel under the sink in the ladies WC (Room 1/10) contains asbestos.


Any change in its appearance should be noted and passed to Property Services.



Item 59 As : AP001903

The bitumen adhesive to the concrete beneath the modern lino and screed floor in the meeting room (Room 1/11) contains asbestos.

Any change in its appearance should be noted and passed to Property Services.



Item 60 As : AP001903

The bitumen adhesive to the concrete beneath the modern lino and screed floor in the kitchen (Room 1/12) contains asbestos.

Any change in its appearance should be noted and passed to Property Services.

Photographs of Areas Sampled (Cont)

Item 61 As: AP001902



The textured coating to the ceiling above the plasterboard ceiling via the access hatch in the corridor (Room 1/13) does not contain asbestos.

Item 62 Ref: AP001904



The foam between the metal rad hanger and the wall in the corridor (Room 1/13) does not contain asbestos.

Item 63 As: AP001901



The stair nosing to the corridor in the corridor (Room 1/13) does not contain asbestos.

Photographs of Areas Sampled (Cont)




There was no access within the metal hatches to the wall in ICT (Room 1/14) without causing possible damage.

Prior to any works, further checks may need to be carried out.



There was no access to the store in ICT (Room 1/14).

Prior to any works, further checks may need to be carried out.



There was no access within the metal hatches to the wall in the classroom (Room 1/15) without causing possible damage.

Prior to any works, further checks may need to be carried out.

Photographs of Areas Sampled (Cont)



The corridor (Room 1/16) was accessed, and no suspect materials were found.



There was no access within the metal hatches to the wall in the hair salon (Room 1/17) without causing possible damage.

Prior to any works, further checks may need to be carried out.



There was no access to the store in the hair salon (Room 1/17).


Prior to any works, further checks may need to be carried out.

Photographs of Areas Sampled (Cont)



There was no access within the metal hatches to the wall in beauty salon (Room 1/18) without causing possible damage.

Prior to any works, further checks may need to be carried out.



There was no access to the store in the beauty salon (Room 1/18).

Prior to any works, further checks may need to be carried out.



The vinyl to the reception desk in the beauty salon (Room 1/18) does not contain asbestos.

Item 64 Ref: AP001905

Photographs of Areas Sampled (Cont)



The salon WC (Room 1/19) was accessed, and no suspect materials were found.



The laundry room (Room 1/20) was accessed and no suspect materials were found.



Item 65 Ref: AP001906

The floor tiles beneath the modern carpet to the corridor (Room 1/21) contain asbestos.

SGS confirmed removed.

Photographs of Areas Sampled (Cont)



Item 66 Ref: AP001907


The bitumen adhesive to the floor tiles in the corridor (Room 1/21) contains asbestos.

SGS confirmed removed.



Item 67 As: AP001901

The stair nosing to the corridor (Room 1/21) does not contain asbestos.



There was no access within the metal hatches to the wall in classroom (Room 1/22) without causing possible damage.

Prior to any works, further checks may need to be carried out.

Photographs of Areas Sampled (Cont)



There was no access within the metal hatches to the wall in classroom (Room 1/23) without causing possible damage.

Prior to any works, further checks may need to be carried out.



There was no access within the metal hatches to the wall in classroom (Room 1/24) without causing possible damage.

Prior to any works, further checks may need to be carried out.



There was no access within the metal hatches to the wall in classroom (Room 1/25) without causing possible damage.

Prior to any works, further checks may need to be carried out.

Photographs of Areas Sampled (Cont)



There was no access within the metal hatches to the wall in classroom (Room 1/26) without causing possible damage.

Prior to any works, further checks may need to be carried out.

Item 68 As: AP001901



The stair nosing to the stairwell (Room 1/27) does not contain asbestos.

Prior to any works, further checks may need to be carried out.



There was no access beneath the newly fitted carpet to the stairwell (Room 1/27) without causing possible damage.

Prior to any works, further checks may need to be carried out.

Photographs of Areas Sampled (Cont)



There was no access beneath the newly fitted carpet to the WC lobby (Room 1/28) without causing possible damage.

Prior to any works, further checks may need to be carried out.



There was no access beneath the lino to the gents WC (Room 1/29) without causing possible damage.

Prior to any works, further checks may need to be carried out.




There was no access beneath the lino to the female WC (Room 1/30) without causing possible damage.

Prior to any works, further checks may need to be carried out.

Photographs of Areas Sampled (Cont)




The family room (Room 1/31) was accessed, and no suspect materials were found.




There was no access beneath the modern lino to the server room (Room 1/32) without causing possible damage.

Prior to any works, further checks may need to be carried out.




The office (Room 1/33) was accessed, and no suspect materials were found.

Photographs of Areas Sampled (Cont)



There was no access within the electricians in the office (Room 1/34) due to live plant.


Prior to any works, further checks may need to be carried out.



There was no access beneath the modern lino to the lift lobby (Room 1/35) without causing possible damage.

Prior to any works, further checks may need to be carried out.

Item 69 Ref: AP001908




The residue to the timber beams above the ceiling void in the lift lobby (Room 1/35) does not contain asbestos.

Photographs of Areas Sampled (Cont)



There was no access beneath the modern lino to graphic design (Room 1/36) without causing possible damage.

Prior to any works, further checks may need to be carried out.



There was no access beneath the modern lino to Audio Room 1 (Room 1/37) without causing possible damage.

Prior to any works, further checks may need to be carried out.



There was no access beneath the modern lino to Audio Room 2 (Room 1/38) without causing possible damage.

Prior to any works, further checks may need to be carried out.

Photographs of Areas Sampled (Cont)



The office (Room 1/39) was accessed, and no suspect materials were found.



There was no access above the suspended ceiling in the seminar room (Room 1/40) due to height restrictions.

Prior to any works, further checks may need to be carried out.



The roof void 1 was accessed and no suspect materials were found.

Photographs of Areas Sampled (Cont)



The roof void 2 was unable to be accessed due to health and safety reasons.

Prior to any works, further checks will need to be carried out.



The roof void 3 was unable to be accessed due to health and safety reasons.

Prior to any works, further checks will need to be carried out.



The roof void 4 was unable to be accessed due to health and safety reasons.

Prior to any works, further checks will need to be carried out.

Photographs of Areas Sampled (Cont)



The roof void 5 was unable to be accessed due to health and safety reasons.

Prior to any works, further checks will need to be carried out.

Item 70 Ref: AP001922



The cement flue to the north elevation to the external contains asbestos.

Any change in its appearance should be noted and passed to Property Services.

Item 71 Ref: AP001923



The cement sleeve to the north elevation to the external contains asbestos.

Any change in its appearance should be noted and passed to Property Services.

Photographs of Areas Sampled (Cont)

Item 72 Ref: Presumed



The cement flue penetrating roof is presumed to contain asbestos.

Any change in its appearance should be noted and passed to Property Services.

Item 73 Ref: Presumed



The cement cowl to the chimney stack is presumed to contain asbestos.

Removed 2014



The wood canopy to the external was accessed and no suspect materials were found.

Photographs of Areas Sampled (Cont)



The soffits to the seminar area are wooden.

Item 74 Ref: AP001924



The slate roof to the engineers block does not contain asbestos.

Item 75 Ref: Presumed



All flat felt roofs were presumed to have asbestos in.

Prior to any works being carried out on site, further testing should be carried out.

Any change in its appearance should be noted and passed to Property Services.

Photographs of Areas Sampled (Cont)

Item 76 Ref: AP001925



The verge tiles on the gable end of Roof 1 do not contain asbestos.



The soffits to the external of Roof 1 are metal.



Item 77 Ref: 41620-15

The insulation board debris in the Boiler Room/Rm 001 contains asbestos.

Removed 2014

Photographs of Areas Sampled (Cont)



Item 78 Ref: 41620-16

The debris to nail in timber baton in the Boiler Room/Rm 001 contains asbestos.


Removed 2014



Item 79 Ref: 41620-17

The debris to beam in the Boiler Room/Rm 001 contains asbestos.

Removed 2014



Item 80 Ref: As 41620-15

The remnant board to yellow gas pipe in the Boiler Room/Rm 001 contains asbestos.

Removed 2014

Photographs of Areas Sampled (Cont)



Item 81 Ref: 41620-18


The shuttering to underside of beam in the Boiler Room/Rm 001 contains asbestos.

Removed 2014



Item 82 Ref: 41620-19

The Loose lying gasket to floor in the Boiler Room/Rm 001 does not contain asbestos.



Item 83 Ref: 41620-20

The damp proof course in the Boiler Room/Rm 001 does not contain asbestos.

Photographs of Areas Sampled (Cont)

Item 84 Ref: 41620-31



The flue situated within riser in the Boiler Room/Rm 001 contains asbestos.

Removed 2014

Item 85 Ref: As 41620-14



The board within cable tray in the Boiler Room/Rm 001 does not contain asbestos.

Item 86 Ref: 41620-21



The insulation board debris in the Boiler Room/Rm 001 contains asbestos.

Removed 2014

Photographs of Areas Sampled (Cont)



Item 87 Ref: 41620-22


The pipework flange gasket in the Boiler Room/Rm 001 contains asbestos.

Removed 2014



Item 88 Ref: 41620-23

The general debris to floor in the Boiler Room/Rm 001 does not contain asbestos.



Item 89 Ref: Presumed

The insulation board debris in the Boiler Room/Rm 001 is presumed to contain asbestos.

Removed 2014

Photographs of Areas Sampled (Cont)



Item 90 Ref: 41620-24

The panel within door in the Boiler Room/Rm 001 contains asbestos.

SGS to confirm removed.



Item 91 Ref: 41620-25

The string debris to wall in the Boiler Room/Rm 001 does not contain asbestos.



Item 92 Ref: 41620-32

The shuttering to cement flue in the Boiler Room/Rm 001 contains asbestos.

Removed 2014

Photographs of Areas Sampled (Cont)

Item 93 Ref: 41620-1



The mastic to air handling ductwork joints in the Staff Room/Rm 005 ceiling void above - does not contain asbestos.

Item 94 Ref: As 41620-1



The mastic to air handling ductwork joints in the Disabled WC/Rm 006 ceiling void above - does not contain asbestos.

Item 95 Ref: As 41620-1



The mastic to air handling ductwork joints in the Female WC/Rm 009 ceiling void above - does not contain asbestos.

Photographs of Areas Sampled (Cont)

Item 96 Ref: As 41620-1




The mastic to air handling ductwork joints in the Shower/Rm 010 ceiling void above - does not contain asbestos.

Item 97 Ref: 41620-2



The floor covering in the Caretakers Store/Rm 011 does not contain asbestos.

Item 98 Ref: 41620-2



The subfloor in the Caretakers Store/Rm 012 does not contain asbestos.

Photographs of Areas Sampled (Cont)



Item 99 Ref: 41620-3

The packing to underside of beam in the Office/Rm 015 contains asbestos.

Removed 2014



Item 100 Ref: 41620-4

The debris to beam in the Corridor ceiling void above/Rm 017 does not contain asbestos.



Item 101 Ref: As 41620-5

The boxing to beam above door in the Corridor ceiling void above/Rm 017 does not contain asbestos.

Photographs of Areas Sampled (Cont)




Item 102 Ref: As 41620-1

The mastic to air handling ductwork joints in the Office/Rm 018 ceiling void above does not contain asbestos.



Item 103 Ref: As 41620-1

The mastic to air handling ductwork joints in the WC/Rm 019 ceiling void above does not contain asbestos.



Item 104 Ref: 41620-6


The packing to top of wall and underside of floor in the WC/Rm 019 ceiling void above does not contain asbestos.

Photographs of Areas Sampled (Cont)



Item 105 Ref: As 41620-6

The packing to top of wall and underside of floor in the WC/Rm 020 ceiling void above does not contain asbestos.



Item 106 Ref: 41620-7

The floor covering in the Cleaners cupboard/Rm 026 does not contain asbestos.



Item 107 Ref: As 41620-1

The mastic to air handling ductwork joints in the Cleaners Cupboard/Rm 026 does not contain asbestos.

Photographs of Areas Sampled (Cont)



Item 108 Ref: 41620-8

The mastic to top of boiler plate in the Cleaners Cupboard/Rm 026 does not contain asbestos.



Item 109 Ref: As 41620-1

The mastic to air handling ductwork joints in the Cleaners Cupboard/Rm 026 ceiling void above - does not contain asbestos.



Item 110 Ref: As 41620-1

The mastic to air handling ductwork joints in the Community Room/Rm 032 ceiling void above - does not contain asbestos.

Photographs of Areas Sampled (Cont)



Item 111 Ref: As 41620-1

The mastic to air handling ductwork joints in the Store Cupboard /Rm 033 ceiling void above - does not contain asbestos.



Item 112 Ref: 41620-11

The boxing to beams in the Restaurant/Rm 040 ceiling voids above contains asbestos.

Removed 2014



Item 113 Ref: As 41620-11

The extractor hood surround in the Kitchen/Rm 041 ceiling voids above contains asbestos.

Removed 2014

Photographs of Areas Sampled (Cont)

Item 114 Ref: 41620-13



The floor in the Dry Store/Rm 042 contains asbestos.

Removed 2014

Item 115 Ref: As 41620-24



The panel within door in the Stairwell leading to boiler Room/Rm 057 contains asbestos.

Removed 2014

Item 116 Ref: 41620-26



The debris to beams in the audio room/Rm 1/001 ceiling void above contains asbestos.

Removed 2014

Photographs of Areas Sampled (Cont)



Item 117 Ref: As 41620-26

The debris to beams in the audio room/Rm 1/002 ceiling void above contains asbestos.

Removed 2014



Item 118 Ref: As 41620-26

The debris to beams in the computer room/Rm 1/003 ceiling void above contains asbestos.

Removed 2014



Item 119 Ref: As 41620-26

The debris to beams in the Corridor/Rm 1/004 ceiling void above contains asbestos.

Removed 2014

Photographs of Areas Sampled (Cont)



Item 120 Ref: 41620-27


The mastic to glass panels above door in the Corridor/Rm 1/011 does not contain asbestos.



Item 121 Ref: As 41620-26

The debris to beams in the Corridor/Rm 1/014 ceiling void above contains asbestos.

Removed 2014



Item 122 Ref: Presumed

The adhesive to parquet flooring in Classroom/Rm 1/016 is presumed to contain asbestos.

Any change in its appearance should be noted and passed to Property Services.


Photographs of Areas Sampled (Cont)



Item 123 Ref: Presumed

The adhesive to parquet flooring in Classroom/Rm 1/017 is presumed to contain asbestos.


Any change in its appearance should be noted and passed to Property Services.



Item 124 Ref: Presumed

The adhesive to parquet flooring in Classroom/Rm 1/020 is presumed to contain asbestos.

Any change in its appearance should be noted and passed to Property Services.




Item 125 Ref: Presumed

The adhesive to parquet flooring in Classroom/Rm 1/021 is presumed to contain asbestos.

Any change in its appearance should be noted and passed to Property Services.


Photographs of Areas Sampled (Cont)



Item 126 Ref: Presumed

The adhesive to parquet flooring in Classroom/Rm 1/022 is presumed to contain asbestos.


Any change in its appearance should be noted and passed to Property Services.



Item 127 Ref: Presumed

The adhesive to parquet flooring in Classroom/Rm 1/023 is presumed to contain asbestos.

Any change in its appearance should be noted and passed to Property Services.



Item 128 Ref: Presumed

The adhesive to parquet flooring in Classroom/Rm 1/024 is presumed to contain asbestos.

Any change in its appearance should be noted and passed to Property Services.

Photographs of Areas Sampled (Cont)



Item 129 Ref: 41620-30

The redundant pipework to wall in the Male WC/Rm1/036 roof void contains asbestos.

Removed 2014



Item 130 Ref: As 41620-29

The redundant pipework to floor in the Male WC/Rm1/036 roof void contains asbestos.

Removed 2014



Item 131 Ref: 41620-29

The remnant roof felt in the Male WC/Rm1/036 roof void contains asbestos.

Removed 2014


Photographs of Areas Sampled (Cont)



Item 132 Ref: Presumed

The adhesive to parquet flooring in the Store/Rm 1/040 is presumed to contain asbestos.


Any change in its appearance should be noted and passed to Property Services.



Item 133 Ref: Presumed

The adhesive to parquet flooring in the Stairwell/Rm 1/041 is presumed to contain asbestos.

Any change in its appearance should be noted and passed to Property Services.



Item 134 Ref: 41620-33

The sealant to downpipe collars (External) does not contain asbestos.

Photographs of Areas Sampled (Cont)

Item 135 Ref: 41620-35



The fillet to pitched roof at LHS elevation adj sitting area (External) does not contain asbestos.

Item 136 Ref: 41620-36



The mastic to doorframe at double red doors lhs elevation adj seating area (External) does not contain asbestos.

Item 137 Ref: 41620-36



The tiles to rear canopy exit from corridor (External) contains asbestos.

Removed 2014

Photographs of Areas Sampled (Cont)


Item 138 Ref: Presumed



The adhesive to parquet flooring in the Corridor/ Rm1/038 is presumed to contain asbestos.

Any change in its appearance should be noted and passed to Property Services.

Item 139 Ref: Presumed



The flue pipe in the cavity wall seen through the grilles in the Boiler Room is presumed to contain asbestos.

Any change in its appearance should be noted and passed to Property Services.

Item 140 Ref: Presumed



The shuttering to flue penetrations behind wall grilles to chimney breast x 2 in the Boiler Room is presumed to contain asbestos.

Any change in its appearance should be noted and passed to Property Services.

Photographs of Areas Sampled (Cont)

Item 141 Ref: KX001000




The debris/residue to the stairwell wall in the Boiler Room does not contain asbestos.

Item 142 Ref: KX001001



The debris/residue in the Boiler Room does not contain asbestos.

Item 143 Ref: KX001003



The debris/residue to the concrete ceiling above pipes in the area not covered by supalux in the Boiler Room contain asbestos.

Any change in its appearance should be noted and passed to Property Services.

Photographs of Areas Sampled (Cont)

Item 144 Ref: KX001004




The debris/residue to the pipe brackets/surfaces/penetrations of thick bore pipes in the Boiler Room does not contain asbestos.

Item 145 Ref: KX001005



The debris/residue in the Boiler Room does not contain asbestos.

Item 146 Ref: KX001006



The debris/residue in the Boiler Room does not contain asbestos.


Photographs of Areas Sampled (Cont)

Item 147 Ref: KX001007



The debris/residue in the Boiler Room does not contain asbestos.

Item 148 Ref: KX001010



The debris/residue to plinth under boilers furthest from stairs in the Boiler Room does not contain asbestos.

Item 149 Ref: KX000996



The beam cladding in the Boiler Room does not contain asbestos. (Limited inspection within)

Photographs of Areas Sampled (Cont)

Item 150 Ref: KX001011



The debris/residue to the floor nearer the rear wall in the Boiler Room does not contain asbestos.

Item 151 Ref: KX000999



The debris/residue to walls at wall grilles to old flues (Boiler Room) does not contain asbestos.

Item 152 Ref: KX001909



The debris/residue to floor plinths under boilers nearest stairs (Boiler Room) does not contain asbestos.

Photographs of Areas Sampled (Cont)

Item 153 Ref: KX001013




The debris/residue shuttering remnants from pipe penetration (Boiler Room) does not contain asbestos.

Item 154 Ref: OQ000417



The window sealant to wall (External) does not contain asbestos.


Item 155 Ref: OU004465



The composite handrail over to the stairwell (G/01) does not contain asbestos.

Photographs of Areas Sampled (Cont)

Item 156 Ref: OU004466



The composite stair nosing to the stairwell (G/01) does not contain asbestos.

Item 157 Ref: OU004467



The bitumen beneath carpet on stair riser and treads in the stairwell (G/01) does not contain asbestos.

Item 158 Ref: OU004469



The paperbacked fibreboard to the wall in the Brick workshop (G/02) does not contain asbestos.

Photographs of Areas Sampled (Cont)

Item 159 Ref: OU004468




The paperbacked fibreboard to the wall in Corridor 1 (1/04) does not contain asbestos.

Item 160 Ref: OU004470



The putty to the door (External E/01) does not contain asbestos.

Item 161 Ref: As OU004470



The putty to the door (External E/01) does not contain asbestos.

Photographs of Areas Sampled (Cont)

Item 162 Ref: KG001114



The bitumen roof felt
External (E/01) does not
contain asbestos.

Sunderland
City Council

Five Simple Steps to Asbestos Management

Each property has a nominated site asbestos monitoring officer (SAMO). The SAMO is responsible for maintaining this register and ensuring all necessary personnel are aware of the register including all maintenance, construction and service installers; undertaking periodic inspections and liaising with the Departmental Asbestos Co-ordinator and the Asbestos Manager in Property Services as necessary.

The SAMO's role is very important but this guide is hoped to ensure the requirements are easy and simple to follow.

Step 1 – Receiving the Register

The SAMO is the tenant.

And the person is responsible for the register, where it is located and that it is kept up to date.

The register contains a plan of the premises and a photographic schedule of where the asbestos is and what risk is associated.

The SAMO must make all employees aware of the locations and should let any contractors entering the building view the register before any work is started.

Step 2 – Periodic Inspections

The SAMO must look at the locations photographed and compare the asbestos now to when the photograph was taken and complete the checklist attached (Form 2).

The checklists are to be completed periodically in accordance with the schedule attached.

Should the SAMO come across some asbestos which has been disturbed, whether during refurbishment works or during the normal course of wear and tear, they should complete Form 4 as far as possible and contact Property Services for advice and remedial action.

In the meantime, they should ensure that access to the area containing the disturbed or damaged asbestos is prohibited until Property Services has made recommendations.

Step 3 – Planned Work

All planned works that may disturb or danger any asbestos indicated, should be reported to Property Services using form 3 at least 21 days before the work is due to commence.

Step 4 – Contractors on Site

If a contractor arrives on site, the SAMO must:

- a. Make sure they read/view the register
- b. Get contractor to sign register to say he has read it (Form1).
- c. Get confirmation from the contractor that proposed works will not disturb any asbestos areas.
- d. If area is disturbed that was not identified in Register, advise Property Services immediately and complete Form 4.

Step 5 – Monitoring the Register

On completion of work get contractor to sign to say they didn't disturb any areas.

If alterations have occurred details should be forwarded to Property Services.

If you, as SAMO, are to leave your post, please notify your Departmental Co-ordinator to appoint another person and notify Property Services and the front of your register.

In the event of an exposure of asbestos, please refer to your site specific emergency procedures. However, as a minimum:

- Seal the area off completely. (Lock the area off if possible and post a notice on the door, "No access - Contact ")
- If there is any air movement systems within the premises, shut it off.
- Contact the Asbestos Manager on 07557938966 immediately. Who will arrange for any remedial works / air monitoring.
- Start to complete the "Registration of Disturbances" form, which is in your register (Section 10 in the new style register).

Once the remedial works have been carried out and a clear air test certificate has been issued. Access to the area can be re-opened.

In the event that you are unable to contact the Asbestos Manager, please contact the Civic Centre on 520 5555 and ask for assistance from a building surveyor. Out of hours ring the City Alarm and Emergency Control room on 553 1999.

Central Safety can be contacted on 561 2311.

In the event of a fire (or drill), the asbestos register must be taken outside to show the emergency services.

Commonly Asked Questions.

- **How often should SAMO's undertake inspections of asbestos containing materials?**
The Asbestos Manager will inform the SAMO of how often the inspections should be undertaken.
- **What should a SAMO do if the asbestos containing materials are disturbed or damaged?**
The SAMO should prohibit access to the areas until the Asbestos Manager in Property Services has been contacted and given recommendations.
- **Can employees put up decorations onto asbestos containing materials?**
No decorations should be attached to asbestos containing materials. However, it is understood that some decoration is already attached to asbestos containing materials and these should be left in place.
- **Can a room with asbestos containing materials in the ceiling and wall be painted?**
Yes, as long as the material is not rubbed or sanded down, as this may result in the release of asbestos fibres.
- **Why isn't all asbestos containing materials removed from buildings?**
Because it is safer to leave asbestos containing materials in good condition in buildings. Removing the materials will result in a greater risk to health because of the consequential release of fibres.
- **When will asbestos containing material be removed from my building?**
Asbestos containing materials will be removed if work involves the disturbance of the material e.g. during the refurbishment or dismantling of part of the building or structure.
- **What should a SAMO do if he/she has had no training in use of the register?**
The SAMO should ring the Departmental Co-ordinator who will arrange training.

Form 2Inspection Schedule

Picture	Location	Risk	Inspection Frequency	Date of return
<i>Item 1</i>	<i>Fibres to ceiling - Sub level rm 1</i>	<i>Low</i>	<i>Do not</i>	<i>Inspect</i>
Item 2	No asbestos	Is present		
Item 3	No asbestos	Is present		
Item 4	No asbestos	Is present		
<i>Item 5</i>	<i>Residue to wall – Sub level Rm 1</i>	<i>Low</i>	<i>6 monthly</i>	<i>03.02.26</i>
<i>Item 6</i>	<i>Residue to wall – Sub level rm 1</i>	<i>Low</i>	<i>6 monthly</i>	<i>03.02.26</i>
Item 7	No asbestos	Is present		
<i>Item 8</i>	<i>Residue to wall – Sub level Rm 1</i>	<i>Low</i>	<i>6 monthly</i>	<i>03.02.26</i>
<i>Item 9</i>	<i>Residue to pipe – Sub level Rm 1</i>	<i>Low</i>	<i>6 monthly</i>	<i>03.02.26</i>
Item 10	No asbestos	Is present		
<i>Item 11</i>	<i>Gasket to flanges – Sub level Rm 1</i>	<i>Very Low</i>	<i>12 monthly</i>	<i>03.08.26</i>
Item 12	No asbestos	Is present		
Item 13	No asbestos	Is Present		
<i>Item 14</i>	<i>Debris to beam – Sub level Rm 1</i>		<i>Removed</i>	<i>Aug 2015</i>
Item 15	No asbestos	Is present		
<i>Item 16</i>	<i>Remaining adhesive - Rm 1</i>	<i>Very Low</i>	<i>12 monthly</i>	<i>03.08.26</i>
<i>Item 17</i>	<i>Remaining adhesive – Rm 2</i>	<i>Very Low</i>	<i>12 monthly</i>	<i>03.08.26</i>
Item 18	No asbestos	Is present		
<i>Item 19</i>	<i>Adhesive to floor – Rm 14</i>	<i>Very Low</i>	<i>12 monthly</i>	<i>03.08.26</i>
Item 20	No asbestos	Is present		
<i>Item 21</i>	<i>Adhesive to Floor – Rm 15</i>	<i>Very Low</i>	<i>12 monthly</i>	<i>03.08.26</i>
<i>Item 22</i>	<i>Adhesive to floor - Rm 16</i>	<i>Very Low</i>	<i>12 monthly</i>	<i>03.08.26</i>

Item 23	Adhesive to floor – Rm 18	Very Low	12 monthly	03.08.26
Item 24	No asbestos	Is present		
Item 25	No asbestos	Is present		
Item 26	No asbestos	Is present		
Item 27	No asbestos	Is present		
Item 28	No asbestos	Is present		
Item 29	No asbestos	Is present		
Item 30	No asbestos	Is present		
Item 31	No asbestos	Is present		
Item 32	No asbestos	Is present		
Item 33	No asbestos	Is present		
Item 34	No asbestos	Is present		
Item 35	No asbestos	Is present		
Item 36	No asbestos	Is present		
Item 37	Bitumen under flooring – Rm 36	Very Low	12 monthly	03.08.26
Item 38	Bitumen under flooring – Rm 37	Very Low	12 monthly	03.08.26
Item 39	No asbestos	Is present		
Item 40	No asbestos	Is present		
Item 41	No asbestos	Is present		
Item 42	No asbestos	Is present		
Item 43	Textured coating in void – Rm 42	Very Low	SGS confirmed	removed
Item 44	No asbestos	Is present		
Item 45	No asbestos	Is present		
Item 46	No asbestos	Is present		
Item 47	No asbestos	Is present		
Item 48	No asbestos	Is present		
Item 49	No asbestos	Is present		
Item 50	Textured coating – Rm 55	Very Low	SGS confirmed	removed
Item 51	Adhesive to floor – Rm 58	Very Low	12 monthly	03.08.26
Item 52	No asbestos	Is present		
Item 53	No asbestos	Is present		
Item 54	Flooring – Rm 58	Very Low	12 monthly	03.08.26
Item 55	No asbestos	Is present		
Item 56	No asbestos	Is present		
Item 57	No asbestos	Is present		

Item 58	Lino to the floor - Rm 1/10	Very Low	12 monthly	03.08.26
Item 59	Bitumen adhesive – Rm 1/11	Very Low	12 monthly	03.08.26 from ground level
Item 60	Bitumen adhesive – Rm 1/12	Very Low	12 monthly	03.08.26 from ground level
Item 61	No asbestos	Is present		
Item 62	No asbestos	Is present		
Item 63	No asbestos	Is present		
Item 64	No asbestos	Is present		
Item 65	Floor tiles – Rm 1/21		Removed	2014
Item 66	Bitumen adhesive - Rm 1/21	Very Low	SGS confirmed	removed
Item 67	No asbestos	Is present		
Item 68	No asbestos	Is present		
Item 69	No asbestos	Is present		
Item 70	Cement Flue to roof - External	Very Low	12 monthly	03.08.26 from ground level
Item 71	Cement sleeve – External	Very Low	12 monthly	03.08.26 from ground level
Item 72	Cement Flue – External	Very Low	12 monthly	03.08.26 from ground level
Item 73	Cement Cowl – External		Removed	2014
Item 74	No asbestos	Is present		
Item 75	All flat roofs – External	Very Low	12 monthly	03.08.26 from ground level
Item 76	No asbestos	Is present		
Item 77	Insulation board debris (Boiler Room/Rm 001)		Removed	2014

Item 78	Debris to nail in timber baton (Boiler Room/Rm 001)		Removed	2014
Item 79	Debris to beam (Boiler Room/Rm 001)		Removed	2014
Item 80	Remnant board to yellow gas pipe (Boiler Room/Rm 001)		Removed	2014
Item 81	Shuttering to underside of beam (Boiler Room/Rm 001)		Removed	2014
Item 82	No asbestos	Is present		
Item 83	flue situated within riser (Boiler Room/Rm 001)		Removed	2014
Item 84	No asbestos	Is present		
Item 85	No asbestos	Is present		
Item 86	Insulation board debris (Boiler Room/Rm 001)		Removed	2014
Item 87	Pipework flange gasket (Boiler Room/Rm 001)		Removed	2014
Item 88	No asbestos	Is present		
Item 89	Presumed – Insulation board debris (Boiler Room/Rm 001)		Removed	2014
Item 90	Panel within door (Boiler Room/Rm 001)	Very Low	SGS to confirm	removed
Item 91	No asbestos	Is present		
Item 92	Shuttering to cement flue (Boiler Room/Rm 001)		Removed	2014
Item 93	No asbestos	Is present		
Item 94	No asbestos	Is present		
Item 95	No asbestos	Is present		
Item 96	No asbestos	Is present		
Item 97	No asbestos	Is present		
Item 98	No asbestos	Is present		
Item 99	Packing to underside of beam		Removed	2014

	<i>(Office/Rm 015)</i>			
Item 100	No asbestos	Is present		
Item 101	No asbestos	Is present		
Item 102	No asbestos	Is present		
Item 103	No asbestos	Is present		
Item 104	No asbestos	Is present		
Item 105	No asbestos	Is present		
Item 106	No asbestos	Is present		
Item 107	No asbestos	Is present		
Item 108	No asbestos	Is present		
Item 109	No asbestos	Is present		
Item 110	No asbestos	Is present		
Item 111	No asbestos	Is present		
Item 112	<i>Boxing to beams (Restaurant/Rm 040 ceiling voids above)</i>		<i>Removed</i>	<i>2014</i>
Item 113	<i>extractor hood surround (Kitchen/Rm 041 ceiling voids above)</i>		<i>Removed</i>	<i>2014</i>
Item 114	<i>floor (Dry Store/Rm 042)</i>		<i>Removed</i>	<i>2014</i>
Item 115	<i>Panel within door (Stairwell leading to boiler Room/Rm 057)</i>		<i>Removed</i>	<i>2014</i>
Item 116	<i>Debris to beams (audio room/Rm 1/001 ceiling void above)</i>		<i>Removed</i>	<i>2014</i>
Item 117	<i>Debris to beams (audio room/Rm 1/002 ceiling void above)</i>		<i>Removed</i>	<i>2014</i>
Item 118	<i>Debris to beams (computer room/Rm 1/003 ceiling void above)</i>		<i>Removed</i>	<i>2014</i>
Item 119	<i>Debris to beams (Corridor/Rm 1/004 ceiling void above)</i>		<i>Removed</i>	<i>2014</i>
Item 120	<i>Mastic to glass panels above door (Corridor/Rm 1/011)</i>		<i>Removed</i>	<i>2014</i>
Item 121	<i>Debris to beams (Corridor/Rm 1/014 ceiling void above)</i>		<i>Removed</i>	<i>2014</i>

Item 122	Presumed - Adhesive to parquet flooring (Classroom/Rm 1/016)	Very Low	12 monthly	03.08.26
Item 123	Presumed – Adhesive to parquet flooring (Classroom/Rm 1/017)	Very Low	12 monthly	03.08.26
Item 124	Presumed – Adhesive to parquet flooring (Classroom/Rm 1/020)	Very Low	12 monthly	03.08.26
Item 125	Presumed – Adhesive to parquet flooring (Classroom/Rm 1/021)	Very Low	12 monthly	03.08.26
Item 126	Presumed – Adhesive to parquet flooring (Classroom/Rm 1/022)	Very Low	12 monthly	03.08.26
Item 127	Presumed – Adhesive to parquet flooring (Classroom/Rm 1/023)	Very Low	12 monthly	03.08.26
Item 128	Presumed – Adhesive to parquet flooring (Classroom/Rm 1/024)	Very Low	12 monthly	03.08.26
Item 129	Redundant pipework to wall (Male WC/Rm1/036 roof void)		Removed	2014
Item 130	Redundant pipework to floor (Male WC/Rm1/036 roof void)		Removed	2014
Item 131	Remnant roof felt (Male WC/Rm1/036 roof void)		Removed	2014
Item 132	Presumed –	Very Low	12 monthly	03.08.26

	Adhesive to parquet flooring (Store/Rm 1/040)			
Item 133	Presumed – Adhesive to parquet flooring (Stairwell/Rm 1/041)	Very Low	12 monthly	03.08.26
Item 134	No asbestos	Is present		
Item 135	No asbestos	Is present		
Item 136	No asbestos	Is present		
Item 137	tiles to rear canopy exit from corridor (External)		Removed	2014
Item 138	Presumed – Adhesive to parquet flooring (Corridor/Rm1/038)	Very Low	12 monthly	03.08.26
Item 139	Flue pipe in wall cavity seen through grilles (Boiler Room)	Low	6 monthly	03.02.26
Item 140	Shuttering to flue penetration behind wall grilles to chimney breast x 2 (Boiler Room)	Low	6 monthly	03.02.26
Item 141	No asbestos	Is present		
Item 142	No asbestos	Is present		
Item 143	Debris/Residue to concrete ceiling above pipes in area not covered by supalux (Boiler Room)	Medium	3 monthly	To be removed
Item 144	No asbestos	Is present		
Item 145	No asbestos	Is present		
Item 146	No asbestos	Is present		
Item 147	No asbestos	Is present		
Item 148	No asbestos	Is present		
Item 149	No asbestos	Is present		
Item 150	No asbestos	Is present		
Item 151	No asbestos	Is present		
Item 152	No asbestos	Is present		
Item 153	No asbestos	Is present		
Item 154	No asbestos	Is present		
Item 155	No asbestos	Is present		

Item 156	No asbestos	Is present		
Item 157	No asbestos	Is present		
Item 158	No asbestos	Is present		
Item 159	No asbestos	Is present		
Item 160	No asbestos	Is present		
Item 161	No asbestos	Is present		
Item 162	No asbestos	Is present		

Sunderland
City Council

Form 2

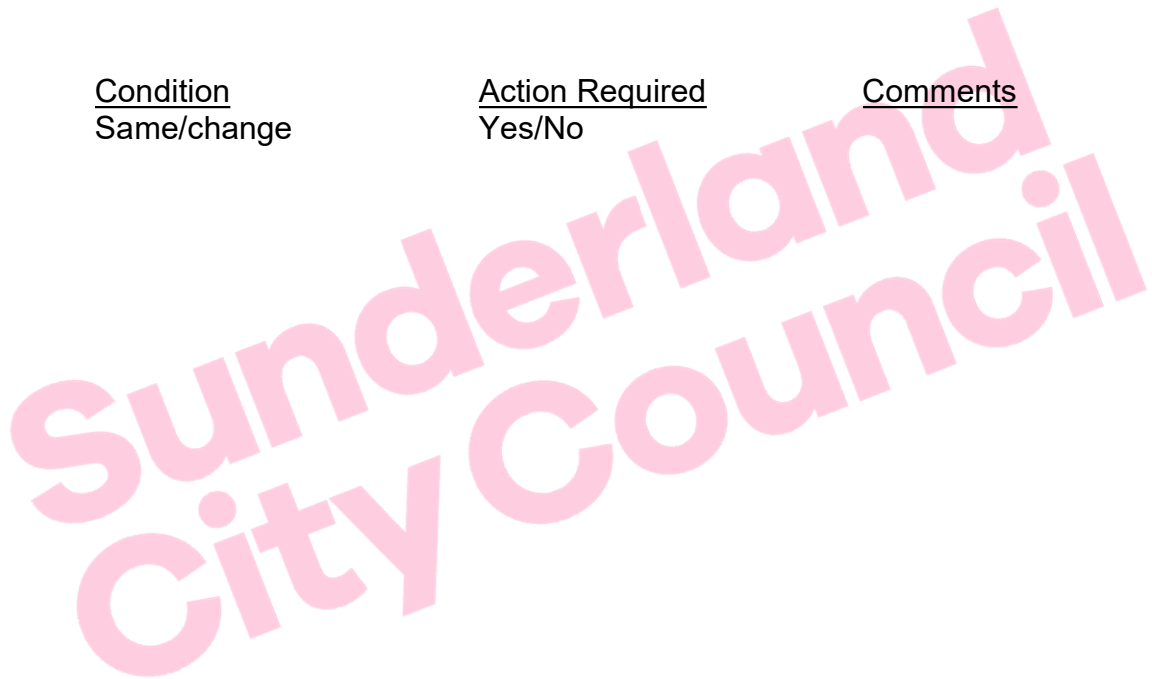
Periodic Return

School	
Date of Inspection	
Inspection By (signature)	
Print Name	

Good Practice Guidance:

- Take photographs of ACMs for each inspection and store for future reference
- Compare previous photographs with current condition state to determine whether there has been any deterioration since the last inspection
- Replace missing/damaged asbestos labels/stickers

Ref: Condition Action Required Comments
Same/change Yes/No



For Office Use Only

Actions Required	
Actions Completed	
Alterations to Register	