

## **Forward**

### ASBESTOS SURVEY REPORT FOR BARMSTON VILLAGE PRIMARY SCHOOL, WASHINGTON

I have enclosed for your information and retention the most recent asbestos survey (type 2/management) which applies to the property stated above. The purpose of the survey is to identify as far as possible, the materials containing asbestos fibres in your property.

The attached report is divided in sections so as to give as much information as possible, a basic reference section for use by premises managers and a more detailed report for use by contractors on site etc.

#### **Plan of the Building and Sample Locations**

This contains a plan of the building and identifies where asbestos samples have been taken from.

#### **Photographs of Areas Sampled**

This section contains photographs of all the areas where samples were taken. These photographs can be used when carrying out the periodic inspections to see if there has been any change or deterioration in its condition.

#### **Survey Information**

This section contains the survey information as printed from the central database held at Land and Property. It describes the type of asbestos present, its location, condition etc. Contractors should be shown this section along with the others when they are shown the register prior to starting any work.

#### **Priority Risk Assessments**

This section contains assessments which have been created using information from the survey and information on your property. This assessment helps to determine how often periodic checks on any asbestos need to be carried out by your Samo.

#### **5 Simple Steps to Asbestos Management**

This section details procedures for managing asbestos in your property. It gives guidance on the register, the inspections, any planned work and what to do when contractors arrive on site.

#### **Commonly asked Questions**

This section covers questions most commonly asked and can be referred to as/when the need arises.

The building has been surveyed as comprehensively as possible, all potentially fibrous materials have been examined and where necessary analysed by competent UKAS accredited analysts and the findings of both recorded in the report.

This report is an important document and must be referred to before any building works are carried out. The report must be kept with your tenants handbook and the checklists completed on a regular basis. You will be reminded when your specific checklists are due for submission.

### **Information for Employees Working in Premises where Asbestos Containing Materials Exist.**

Asbestos is made up of fibrous materials, which are flexible, mechanically strong and resistant to stretching, heat and chemicals. As a consequence asbestos has been used extensively in buildings. Examples of asbestos containing materials found in buildings include exterior asbestos cement cladding; gutters and pipes; fireproof sprays on structural steel joists; insulation boards in service ducts and wall partitions; ceiling and floor tiles and pipe and boiler lagging.

Asbestos containing products can produce very small fibrous dust particles, which can not be seen by the naked eye. It is only when these fibres become airborne, due to damage, deterioration, disturbance etc, that there is a risk to health.

### **If asbestos is maintained in good condition and is not disturbed or damaged it does not pose a health risk.**

The authority has a management system for ensuring that you are not exposed to asbestos containing materials that are in poor condition and may pose a health risk. This system is based on sound principals laid down by legislation and associated codes of practice and guidance.

It is not appropriate simply to remove all asbestos containing materials in buildings. Asbestos materials that are sound, undamaged and not releasing dust should be left alone. Any disturbance to such materials, however carefully controlled, will release fibres and be counter-productive.

Within the building you occupy, your department has nominated a Site Asbestos Monitoring Officer (SAMO). This individual is responsible for inspecting the asbestos containing materials to ensure they are not in a dangerous condition. Should you have any concerns about suspect materials within your premises you should contact the SAMO.

### **Restrictions on use, distribution and publication of the report**

We accept no responsibility or liability for the consequences of this document being used for purpose other than for which it was commissioned.

To the extent that the document is based on the information available at the time of writing, Sunderland City Council accepts no liability for any consequences should this report be used for any other purpose

If you require any further information regarding the report or its application please contact Caroline Bage, Asbestos Manager on Tel: 07557 938966.

Yours sincerely,

Neil Guthrie  
Director of Development and Property

Sunderland  
City Council

# Sunderland City Council

*Control of Asbestos  
Regulations 2012*

**Asbestos Register for**

**BARMSTON VILLAGE PRIMARY SCHOOL**



**UPRN: - 369922**

**TF Ref: SCH004**

**Location of register:-**

**Premises Manager / Samo: -**

**Date: 24 April 2026**

**Contact Numbers List: -**

**Caroline Bage Asbestos Manager – 07557 938966**

## Contents

	<u>Section</u>
• Plan of building and sample locations	1
• Photographs of areas sampled	2
• Survey information	3
• Asbestos Management Plan, Priority Assessments,	4
• Contacts Form, Code of Practice	4
• 5 Simple Steps of Asbestos Management	5
• Commonly asked questions	6

### Appendices

• Form 1 – Visitor Register	7
• Form 2 – Periodic Return Checklist and Schedule	8
• Form 3 – Works Notification Form	9
• Form 4 – Registration of All Disturbances	10
• Form 5 – Training Records	11

## **Plan of Building and Samples Location**

- (Item 1) As 369922-2 - floor tiles removed, adhesive presumed to be still present (001/classroom) – Very Low Risk
- (Item 2) 369922-7 – green floor tile removed, adhesive presumed to be still present (001/classroom) – Very Low Risk
- (Item 3) As 369922-2 – floor tile removed, adhesive presumed to be still present (003/classroom) – Very Low Risk
- (Item 4) As 369922-7 – floor tile removed, adhesive presumed to be still present (003/classroom) – Very Low Risk
- (Item 5) As 369922-3 – floor tile removed, adhesive presumed to be still present (004/classroom) – Very Low Risk
- (Item 6) As 369922-2 – floor tile removed, adhesive presumed to be still present (004/classroom) – Very Low Risk
- (Item 7) As 369922-3 – floor tile removed, adhesive presumed to be still present (006/classroom) – Very Low Risk
- (Item 8) As 369922-2 – floor tile removed, adhesive presumed to be still present (006/classroom) – Very Low Risk
- (Item 9) 369922-37 – blue floor tiles removed, adhesive presumed to be still present (007/classroom) – Very Low Risk
- (Item 10) 369922-38 – grey floor tiles removed, adhesive presumed to be still present (007/classroom) – Very Low Risk
- (Item 11) As 369922-37 – blue floor tiles removed, adhesive presumed to be still present (009/classroom) – Very Low Risk
- (Item 12) As 369922-38 – grey floor tiles removed, adhesive presumed to be still present (009/classroom) – Very Low Risk
- (Item 13) As 369922-35 – bitumen adhesive (010/classroom) – Removed March 2021
- (Item 14) As 369922-38 – grey floor tiles removed, adhesive presumed to be still present (012/classroom) – Very Low Risk
- (Item 15) As 369922-39 – red floor tiles removed, adhesive presumed to be still present (012/classroom) – Very Low Risk
- (Item 16) 369922-5 – cream floor tile & adhesive (013/caretaker) – Very Low Risk
- (Item 17) As 369922-3 – red floor tile & adhesive (013/caretaker) – Very Low Risk
- (Item 18) 369922-2 – grey floor tile & adhesive (014A/corridor) – Very Low Risk
- (Item 19) 369922-3 – red floor tile & adhesive (014A/corridor) – Very Low Risk
- (Item 20) 193462-8 – Packers to wood joists (016/Staff Lockers void above) – Very Low Risk
- (Item 21) As 193462-8 – Packers to wood joists (018/Staff Room void above) – Very Low Risk
- (Item 22) As 193462-8 – Packers to wood joists (020/Corridor void above) – Very Low Risk
- (Item 23) As 193462-8 – Packers to wood joists (022/meeting room void above) – Very Low Risk
- (Item 24) As 193462-8 – Packers to wood joists (023/accessible wc void

- above) – Very Low Risk
- (Item 25) As 193462-3 – Packers to wood joists (024/deputy headteacher wc void above) – Very Low Risk
- (Item 26) As 193462-3 – Packers to wood joists (025 deputy headteacher void above) – Very Low Risk
- (Item 27) As 193462-3 – Packers to wood joists (026headteacher void above) – Very Low Risk
- (Item 28) As 193462-3 – Packers to wood joists (029 reception office void above) – Very Low Risk
- (Item 29) Presumed – Pipework flange gasket (030/Corridor void above) – Very Low Risk
- (Item 30) As 193462-3 – Packers to wood joists (030/Corridor void above) – Very Low Risk
- (Item 31) 369922-34 – Remnant adhesive backing to floor (031/Computer suite) – No Risk
- (Item 32) 193462-7 – Adhesive to upper level ceiling tiles in former extract opening (031/Computer suite void above) – Very Low Risk
- (Item 33) 369922-11 - Floor covering – (033/store) – No Risk
- (Item 34) 193462-10 – Sealant to glass lens in bulkhead light fitting (034/External Store) – Very Low Risk
- (Item 35) 369922-41 – Damp proof membrane within wall cavity (034/External store) – No Risk
- (Item 36) 369922-15 – Floor covering (035/corridor) – Very Low Risk
- (Item 37) 369922-16 – Floor covering (035/corridor) – Very Low Risk
- (Item 38) As 193462-5 – Packers to skylight upstand at suspended ceiling height (035/Corridor void above) – Very Low Risk
- (Item 39) 369922-13 – Felt to external wall (035/corridor void above) – No Risk
- (Item 40) As 369922-15 – Floor covering (035a/meeting room) – Very Low Risk
- (Item 41) 369922-17 – Subfloor (035a/meeting room) – Very Low Risk
- (Item 42) 369922-32 – Felt to external wall (035a/meeting room) – No Risk
- (Item 43) 369922-18 – Adhesive backing to floor (035b/store) – No Risk
- (Item 44) 369922-12 – Subfloor (036/breakfast club) – Informed of Removal 2023
- (Item 45) 193462-1 – Roof covering debris to topside of suspended ceiling (036/breakfast club void above) – No Risk
- (Item 46) As 369922-32 – Felt to external walls (036/breakfast club void above) – No Risk
- (Item 47) 369922-23 – Floor covering (039/store) – No Risk
- (Item 48) 369922-24 – Subfloor (039/store) – Very Low Risk
- (Item 49) 369922-9 – Subfloor (041/classroom area) – Informed of Removal 2023
- (Item 50) 369922-10 – Subfloor (041/classroom area) – No Risk
- (Item 51) As 369922-32 – Felt to external wall (041/classroom area void above) – No Risk
- (Item 52) 369922-32 – Felt to external wall (041a/shower room void above) – No Risk
- (Item 53) 369922-30 – Subfloor (042/classroom area) – Informed of

*Removal 2023*

- (Item 54) 193462-2 – Packers to wall (042/classroom area void above) - Low Risk
- (Item 55) 369922-26 – Felt to external wall (042/classroom area void above) – No Risk
- (Item 56) 369922-29 – Sealant to window glazing at doors (043/entrance lobby) – No Risk
- (Item 57) 193462-6 – Roof covering debris to topside of suspended ceiling (043/entrance lobby void above) – Very Low Risk
- (Item 58) 369922-27 – Floor covering (045/store) – Very Low Risk
- (Item 59) 369922-28 – Floor covering (045/store) – Very Low Risk
- (Item 60) As 369922-26 – Felt to external wall (045/store void above) – No Risk
- (Item 61) As 369922-27 – Floor covering (046/store) – Very Low Risk
- (Item 62) As 369922-26 – Felt to external wall (046/store void above) – No Risk
- (Item 63) As 369922-26 – Felt to external wall (047/boys wc void above) – No Risk
- (Item 64) As 369922-26 – Felt to external wall (048/girls wc void above) – No Risk
- (Item 65) 369922-25 – Seal to basin pipe (049/cleaner) – No Risk
- (Item 66) 369922-21 – Subfloor (050/kitchen) – No Risk
- (Item 67) As 369922-13 – Felt to external walls (050/kitchen void above) – No Risk
- (Item 68) 193462-9 – Insulation debris to walls (051/boiler room) – No Risk
- (Item 69) 369922-42 – Damp proof membrane (051/boiler room) – No Risk
- (Item 70) Presumed – Gasket to pipework (051/boiler room) – Very Low Risk
- (Item 71) 369922-43 – Debris to pipehangers (051/boiler room) – No Risk
- (Item 72) As 369922-13 – Felt to external wall (052/Pupil WC void above) – No Risk
- (Item 73) 369922-13 – Felt to external wall (053/accessible WC void above) – No Risk
- (Item 74) As 369922-15 – Floor covering (054/Store) – Very Low Risk
- (Item 75) As 369922-15 – Floor covering (054a/Store) – Very Low Risk
- (Item 76) As 369922-16 – Floor covering (054a/Store) – Very Low Risk
- (Item 77) 193462-5 – Packing to skylight upstand at suspended ceiling height (054a/Store void above) – Very Low Risk
- (Item 78) 369922-8 – Damp proof course around window (056/Girls WC void above) – No Risk
- (Item 79) 369922-6 – Debris to ceiling tiles (058a/hall store void above) – No Risk
- (Item 80) As 369922-38 – Grey floor tile and adhesive (059/Switchroom) – Removed March 2021
- (Item 81) 369922-1 – Floor covering remnants under modern blue tiles (061/Stationery Store) – Very Low Risk
- (Item 82) 369922-33 – Sealant to light (062/Hall store) – Very Low Risk
- (Item 83) 369922-31 – Floor covering (070/Store) – Very Low Risk
- (Item 84) 369922-19 – Sealant to glazing at doors (071/Hall) – No Risk

- (Item 85) 369922-20 – Adhesive backing to parquet flooring (071/Hall) – No Risk
- (Item 86) 369922-22 – Coating to walls (072/Entrance lobby) – No Risk
- (Item 87) As 369922-32 – Felt to external walls (073/Staff WC void above) – No Risk
- (Item 88) As 369922-32 – Felt to external walls (074/female staff wc void above) – No Risk
- (Item 89) As 369922-13 – Felt to external wall above brick columns (075/small classroom void above) – No Risk
- (Item 90) As 369922-11 – Floor covering (076/Store upper areas) – No Risk
- (Item 91) 193462-3 – Packers to wood joists (076/Store void above) – Very Low Risk
- (Item 92) As 369922-32 – Felt to external wall (076/Store void above) – No Risk
- (Item 93) As 369922-11 – Floor covering (077/Store) – No Risk
- (Item 94) As 369922-32 – Felt to external wall (077/Store void above) – No Risk
- (Item 95) 369922-14 – Sealant to glazing at doors (078/Entrance Lobby) – No Risk
- (Item 96) 369922-35 – Adhesive to concrete floor (084/Cloakroom) – Very Low Risk
- (Item 97) 369922-36 – Damp proof course within cavity (084/Cloakroom void above) – No Risk
- (Item 98) As 369922-35 – Adhesive to concrete floor (084a/Store) – Very Low Risk
- (Item 99) As 369922-37 – Blue floor tiles and adhesive (085/Store) – floor tiles removed bitumen adhesive present – (as per J155532 Franks Portlock 2026)
- (Item 100) As 369922-37 – Blue floor tiles and adhesive (086/Store) – floor tiles removed bitumen adhesive present – (as per J155532 Franks Portlock 2026)
- (Item 101) As 369922-37 – Blue floor tiles and adhesive (087/Store) – floor tiles removed bitumen adhesive present – (as per J155532 Franks Portlock 2026)
- (Item 102) As 369922-39 – Red floor tiles and adhesive (089/Store) – floor tiles removed bitumen adhesive present – (as per J155532 Franks Portlock 2026)
- (Item 103) As 369922-39 – Red floor tiles and adhesive (090/Store) – Very Low Risk
- (Item 104) 369922-39 – Red floor tiles and adhesive (091/Store) – Very Low Risk
- (Item 105) As 369922-7 – Floor tile and adhesive (092/Store) – Very Low Risk
- (Item 106) As 369922-7 – Floor tile and adhesive (093/Store) – Very Low Risk
- (Item 107) As 369922-7 – Floor tile and adhesive (094/Store) – Very Low Risk
- (Item 108) Presumed – Pipework flange gaskets within vertical wood boxing (096/Boys WC void above) – Very Low Risk
- (Item 109) As 369922-3 – Floor tile and adhesive (097/Store) – Very Low Risk
- (Item 110) As 369922-3 – Floor tile and adhesive (098/Store) – Very Low Risk

- (Item 111) As 369922-3 – Floor tile and adhesive (099/Store) – Very Low Risk
- (Item 112) As 369922-3 – Floor covering to doorway (122/Store) – Very Low Risk
- (Item 113) 369922-4 – Floor covering under modern tiles (122/Store) – Very Low Risk
- (Item 114) As 369922-2 – Floor covering (124/Store) – Very Low Risk
- (Item 115) As 369922-35 – Adhesive to concrete floor (150/Hall Store) – Very Low Risk
- (Item 116) 369922-40 – Remnant mastic to walls (External) – No Risk
- (Item 117) 369922-44 – Damp proof course (External) – No Risk
- (Item 118) 369922-45 – Sealant to bulk head lights (External) – Very Low Risk
- (Item 119) 369922-46 – Fillet to pitched roof (External - Front) – Very Low Risk
- (Item 120) 369922-47 – Expansion gap filler (External) – No Risk
- (Item 121) 21-33645-1 – Residual adhesive beneath screed (Area 1/Year 6 Classroom 04 - cupboard recess) – Low Risk
- (Item 122) 21-33645-2 – Textured coating to walls (Area 1/Year 6 Classroom) – No Risk
- (Item 123) 22-47158-1 – Plaster to the right hand side wall (Area 1/Main Hall) – No Risk
- (Item 124) 22-47158-1 – Plaster to the right hand side wall (Area 1/Main Hall) – No Risk
- (Item 125) 22-47158-2 – Plaster to front wall (Area 1/Main Hall) – No Risk
- (Item 126) 22-47158-3 – Plaster to left wall (Area 1/Main Hall) – No Risk
- (Item 127) 22-47158-4 – Plaster to back wall (Area 1/Main Hall) – No Risk
- (Item 128) 22-50282-1 – Walls – Ceramic tiles (adhesive) (Area 1/Boys Toilets) – No Risk
- (Item 129) 23-61635-1 – Walls Bitumen in wall void (Area 1/Kitchen) – No Risk
- (Item 130) 23-61635-1 – Walls Bitumen in wall void (Area 1/Kitchen) – No Risk

**Asbestos should be presumed within locations that were inaccessible until further assessments can be performed:**


- 004/classroom – Floor covering to kitchen area – no access: damage limitation
- 006/classroom – Floor covering – no access: damage limitation
- 016/staff lockers – Electrics – No access: live services
- 023/accessible wc – Floor duct – no access: unable to open

**Please note that flooring and adhesive containing asbestos has been identified in some areas of the school, (under carpet) therefore it should be assumed that all flooring and adhesive contains asbestos unless it can be proven otherwise above.**

**Please note the survey carried out was non-intrusive and any areas not listed above may not have been accessed or had samples taken, should major refurbishment be planned for the property, further investigation will be required.**

*Details of items 1-4, 44, 49, 53 & 99-102 removed were provided/confirmed by site October 2023*

## Photographs of Areas Sampled




### **Item 1 Ref: As 369922-2**

The floor tile & adhesive (001/classroom) contain asbestos.

***Floor tiles removed 2023 – presumed adhesive is still present***

Any change in appearance should be documented and passed to Property Services.




### **Item 2 Ref: 369922-7**

The green floor tile & adhesive (001/classroom) contain asbestos.

***Floor tiles removed 2023 – presumed adhesive is still present***

Any change in appearance should be documented and passed to Property Services.




### **Item 3 Ref: As 369922-2**

The floor tile & adhesive (003/classroom) contain asbestos.

***Floor tiles removed 2023 – presumed adhesive is still present***

Any change in appearance should be documented and passed to Property Services.

## Photographs of Areas Sampled



### **Item 4 Ref: As 369922-7**

The green floor tile & adhesive (003/classroom) contain asbestos.

***Floor tiles removed 2023 – presumed adhesive is still present***

Any change in appearance should be documented and passed to Property Services.




### **Item 5 Ref: As 369922-3**

The floor tile & adhesive (004/classroom) contain asbestos.

***Floor tiles removed 2021 – presumed adhesive is still present***

Any change in appearance should be documented and passed to Property Services.



### **Item 6 Ref: As 369922-2**

The floor tile & adhesive (004/classroom) contain asbestos.

***Floor tiles removed 2021 – presumed adhesive is still present***

Any change in appearance should be documented and passed to Property Services.

## Photographs of Areas Sampled



### **Item 7 Ref: As 369922-3**

The floor tile & adhesive (006/classroom) contain asbestos.

***Floor tiles removed 2021 – presumed adhesive is still present***

Any change in appearance should be documented and passed to Property Services.




### **Item 8 Ref: As 369922-2**

The floor tile & adhesive (006/classroom) contain asbestos.

***Floor tiles removed 2021 – presumed adhesive is still present***

Any change in appearance should be documented and passed to Property Services.



### **Item 9 Ref: 369922-37**

The blue floor tiles & adhesive (007/classroom) contain asbestos.

***Floor tiles removed 2021 – presumed adhesive is still present***

Any change in appearance should be documented and passed to Property Services.

## Photographs of Areas Sampled



### **Item 10 Ref: 369922-38**

The grey floor tiles & adhesive (007/classroom) contain asbestos.

***Floor tiles removed 2021 – presumed adhesive is still present***

Any change in appearance should be documented and passed to Property Services.



### **Item 11 Ref: As 369922-37**

The blue floor tiles & adhesive (009/classroom) contain asbestos.

***Floor tiles removed 2021 – presumed adhesive is still present***

Any change in appearance should be documented and passed to Property Services.



### **Item 12 Ref: As 369922-38**

The grey floor tiles & adhesive (009/classroom) contain asbestos.

***Floor tiles removed 2021 – presumed adhesive is still present***

Any change in appearance should be documented and passed to Property Services.


## Photographs of Areas Sampled



### **Item 13 Ref: As 369922-35**

The bitumen adhesive (010/classroom) contains asbestos.

***Removed March 2021***



### **Item 14 Ref: As 369922-38**

The grey floor tiles & adhesive (012/classroom) contain asbestos.

***Floor tiles removed 2021 – presumed adhesive is still present***

Any change in appearance should be documented and passed to Property Services.



### **Item 15 Ref: As 369922-39**

The red floor tiles & adhesive (012/classroom) contain asbestos.

***Floor tiles removed 2021 – presumed adhesive is still present***

Any change in appearance should be documented and passed to Property Services.

## Photographs of Areas Sampled



### **Item 16 Ref: 369922-5**

The cream floor tile & adhesive (013/caretaker) contain asbestos.

Any change in its appearance should be documented and passed to Property Services.



### **Item 17 Ref: As 369922-3**

The red floor tile & adhesive (013/caretaker) contain asbestos.

Any change in its appearance should be documented and passed to Property Services.



### **Item 18 Ref: 369922-2**

The grey floor tile & adhesive (014A/corridor) contain asbestos.

Any change in its appearance should be documented and passed to Property Services.

## Photographs of Areas Sampled



### **Item 19 Ref: 369922-3**

The red floor tile & adhesive (014A/corridor) contain asbestos.

Any change in its appearance should be documented and passed to Property Services.



### **Item 20 Ref: 193462-8**

The packers to wood joists (016/Staff Lockers void above) contain asbestos.

Any change in its appearance should be documented and passed to Property Services.



### **Item 21 Ref: As 193462-8**

The packers to wood joists (018/Staff Room void above) contain asbestos.

Any change in its appearance should be documented and passed to Property Services.

## Photographs of Areas Sampled



### **Item 22 Ref: As 193462-8**

The packers to wood joists (020/Corridor void above) contain asbestos.

Any change in its appearance should be documented and passed to Property Services.



### **Item 23 Ref: As 193462-8**

The packers to wood joists (022/meeting room void above) contain asbestos.

Any change in its appearance should be documented and passed to Property Services.



### **Item 24 Ref: As 193462-8**

The packers to wood joists (023/accessible wc void above) contain asbestos.

Any change in its appearance should be documented and passed to Property Services.

## Photographs of Areas Sampled



### **Item 25 Ref: As 193462-3**

The packers to wood joists (024/deputy headteacher wc void above) contain asbestos.

Any change in its appearance should be documented and passed to Property Services.



### **Item 26 Ref: As 193462-3**

The packers to wood joists (025/deputy headteacher void above) contain asbestos.

Any change in its appearance should be documented and passed to Property Services.



### **Item 27 Ref: As 193462-3**

The packers to wood joists (026/headteacher void above) contain asbestos.

Any change in its appearance should be documented and passed to Property Services.

## Photographs of Areas Sampled



### **Item 28 Ref: As 193462-3**

The packers to wood joists (029/reception office void above) contain asbestos.

Any change in its appearance should be documented and passed to Property Services.



### **Item 29 Ref: Presumed**

The pipework flange gasket (030/Corridor void above) is presumed to contain asbestos.

Any change in its appearance should be documented and passed to Property Services.



### **Item 30 Ref: As 193462-3**

The packers to wood joists (030/Corridor void above) contain asbestos.

Any change in its appearance should be documented and passed to Property Services.

## Photographs of Areas Sampled



### **Item 31 Ref: 369922-34**

The remnant adhesive backing to floor (031/Computer suite) does not contain asbestos.



### **Item 32 Ref: 193462-7**

The adhesive to upper level ceiling tiles in former extract opening (031/Computer suite void above) contain asbestos.

Any change in its appearance should be documented and passed to Property Services.



### **Item 33 Ref: 369922-11**

The floor covering (033/store) does not contain asbestos.

## Photographs of Areas Sampled



### **Item 34 Ref: 193462-10**


The sealant to glass lens in bulkhead light fitting (034/External Store) contains asbestos.

Any change in its appearance should be documented and passed to Property Services.



### **Item 35 Ref: 369922-41**

The damp proof membrane within wall cavity (034/External store) does not contain asbestos.



### **Item 36 Ref: 369922-15**

The floor covering (035/corridor) contains asbestos.

Any change in its appearance should be documented and passed to Property Services.

## Photographs of Areas Sampled



### **Item 37 Ref: 369922-16**

The floor covering (035/corridor) contains asbestos.

Any change in its appearance should be documented and passed to Property Services.



### **Item 38 Ref: As 193462-5**

The packers to skylight upstand at suspended ceiling height (035/Corridor void above) contain asbestos.

Any change in its appearance should be documented and passed to Property Services.



### **Item 39 Ref: 369922-13**

The felt to external wall (035/corridor void above) does not contain asbestos.


## Photographs of Areas Sampled



### **Item 40 Ref: As 369922-15**

The floor covering (035a/meeting room) contains asbestos.

Any change in its appearance should be documented and passed to Property Services.



### **Item 41 Ref: 369922-17**

The subfloor (035a/meeting room) contains asbestos.

Any change in its appearance should be documented and passed to Property Services.



### **Item 42 Ref: 369922-32**

The felt to external wall (035a/meeting room) does not contain asbestos.

## Photographs of Areas Sampled



### **Item 43 Ref: 369922-18**

The adhesive backing to floor (035b/store) does not contain asbestos.



### **Item 44 Ref: 369922-12**

The subfloor (036/breakfast club) contains asbestos.

***Informed of Removal 2023***



### **Item 45 Ref: 193462-1**

The roof covering debris to topside of suspended ceiling (036/breakfast club void above) does not contain asbestos.

## Photographs of Areas Sampled



### **Item 46 Ref: As 369922-32**

The felt to external walls (036/breakfast club void above) does not contain asbestos.



### **Item 47 Ref: 369922-23**

The floor covering (039/store) does not contain asbestos.



### **Item 48 Ref: 369922-24**

The subfloor (039/store) contains asbestos.

Any change in its appearance should be documented and passed to Property Services.

## Photographs of Areas Sampled



### **Item 49 Ref: 369922-9**

The subfloor (041/classroom area) contains asbestos.

***Informed of Removal 2023***



### **Item 50 Ref: 369922-10**

The subfloor (041/classroom area) does not contain asbestos.



### **Item 51 Ref: As 369922-32**

The felt to external wall (041/classroom area void above) does not contain asbestos.

## Photographs of Areas Sampled



### **Item 52 Ref: 369922-32**

The felt to external wall (041a/shower room void above) does not contain asbestos.



### **Item 53 Ref: 369922-30**

The subfloor (042/classroom area) contains asbestos.

***Informed of Removal 2023***



### **Item 54 Ref: 193462-2**

The packers to wall (042/classroom area void above) contain asbestos.

Any change in its appearance should be documented and passed to Property Services.

## Photographs of Areas Sampled



### **Item 55 Ref: 369922-26**

The felt to external wall (042/classroom area void above) does not contain asbestos.



### **Item 56 Ref: 369922-29**

The sealant to window glazing at doors (043/entrance lobby) does not contain asbestos.



### **Item 57 Ref: 193462-6**

The roof covering debris to topside of suspended ceiling (043/entrance lobby void above) contains asbestos.

Any change in its appearance should be documented and passed to Property Services.

## Photographs of Areas Sampled



### **Item 58 Ref: 369922-27**

The floor covering (045/store) contains asbestos.

Any change in its appearance should be documented and passed to Property Services.



### **Item 59 Ref: 369922-28**

The floor covering (045/store) contains asbestos.

Any change in its appearance should be documented and passed to Property Services.



### **Item 60 Ref: As 369922-26**

The felt to external wall (045/store void above) does not contain asbestos.

## Photographs of Areas Sampled



### **Item 61 Ref: As 369922-27**

The floor covering (046/store) contains asbestos.

Any change in its appearance should be documented and passed to Property Services.



### **Item 62 Ref: As 369922-26**

The felt to external wall (046/store void above) does not contain asbestos.



### **Item 63 Ref: As 369922-26**

The felt to external wall (047/boys wc void above) does not contain asbestos.

## Photographs of Areas Sampled



### **Item 64 Ref: As 369922-26**

The felt to external wall (048/girls wc void above) does not contain asbestos.



### **Item 65 Ref: 369922-25**

The seal to basin pipe (049/cleaner) does not contain asbestos.



### **Item 66 Ref: 369922-21**

The subfloor (050/kitchen) does not contain asbestos.

## Photographs of Areas Sampled



### **Item 67 Ref: As 369922-13**

The felt to external walls (050/kitchen void above) does not contain asbestos.



### **Item 68 Ref: 193462-9**

The insulation debris to walls (051/boiler room) does not contain asbestos.



### **Item 69 Ref: 369922-42**

The damp proof membrane (051/boiler room) does not contain asbestos.

## Photographs of Areas Sampled



### **Item 70 Ref: Presumed**

The gasket to pipework (051/boiler room) is presumed to contain asbestos.

Any change in its appearance should be documented and passed to Property Services.



### **Item 71 Ref: 369922-43**

The debris to pipehangers (051/boiler room) do not contain asbestos.



### **Item 72 Ref: As 369922-13**

The felt to external wall (052/Pupil WC void above) does not contain asbestos.

## Photographs of Areas Sampled



### **Item 73 Ref: 369922-13**

The felt to external wall (053/accessible WC void above) does not contain asbestos.



### **Item 74 Ref: As 369922-15**

The floor covering (054/Store) contains asbestos.

Any change in its appearance should be documented and passed to Property Services.



### **Item 75 Ref: As 369922-15**

The floor covering (054a/Store) contains asbestos.

Any change in its appearance should be documented and passed to Property Services.

## Photographs of Areas Sampled



### **Item 76 Ref: As 369922-16**

The floor covering (054a/Store) contains asbestos.

Any change in its appearance should be documented and passed to Property Services.



### **Item 77 Ref: 193462-5**

The packing to skylight upstand at suspended ceiling height (054a/Store void above) contains asbestos.

Any change in its appearance should be documented and passed to Property Services.



### **Item 78 Ref: 369922-8**

The damp proof course around window (056/Girls WC void above) does not contain asbestos.

## Photographs of Areas Sampled



### **Item 79 Ref: 369922-6**

The debris to ceiling tiles (058a/hall store void above) does not contain asbestos.



### **Item 80 Ref: As 369922-38**

The grey floor tile and adhesive (059/Switchroom) contain asbestos.

***Removed March 2021***



### **Item 81 Ref: 369922-1**

The floor covering remnants under modern blue tiles (061/Stationery Store) contain asbestos.

Any change in its appearance should be documented and passed to Property Services.

## Photographs of Areas Sampled



### **Item 82 Ref: 369922-33**

The sealant to light (062/Hall store) contains asbestos.

Any change in its appearance should be documented and passed to Property Services.



### **Item 83 Ref: 369922-31**

The floor covering (070/Store) contains asbestos.

Any change in its appearance should be documented and passed to Property Services.



### **Item 84 Ref: 369922-19**

The sealant to glazing at doors (071/Hall) does not contain asbestos.

## Photographs of Areas Sampled



### **Item 85 Ref: 369922-20**

The adhesive backing to parquet flooring (071/Hall) does not contain asbestos.



### **Item 86 Ref: 369922-22**

The coating to walls (072/Entrance lobby) does not contain asbestos.



### **Item 87 Ref: As 369922-32**

The felt to external walls (073/Staff WC void above) does not contain asbestos.

## Photographs of Areas Sampled



### **Item 88 Ref: As 369922-32**

The felt to external walls (074/female staff wc void above) does not contain asbestos.



### **Item 89 Ref: As 369922-13**

The felt to external wall above brick columns (075/small classroom void above) does not contain asbestos.



### **Item 90 Ref: As 369922-11**

The floor covering (076/Store upper areas) does not contain asbestos.

## Photographs of Areas Sampled



### **Item 91 Ref: 193462-3**

The packers to wood joists (076/Store void above) contain asbestos.

Any change in its appearance should be documented and passed to Property Services.



### **Item 92 Ref: As 369922-32**

The felt to external wall (076/Store void above) does not contain asbestos.



### **Item 93 Ref: As 369922-11**

The floor covering (077/Store) does not contain asbestos.

## Photographs of Areas Sampled



### **Item 94 Ref: As 369922-32**

The felt to external wall (077/Store void above) does not contain asbestos.



### **Item 95 Ref: 369922-14**

The sealant to glazing at doors (078/Entrance Lobby) does not contain asbestos.



### **Item 96 Ref: 369922-35**

The adhesive to concrete floor (084/Cloakroom) contains asbestos.

Any change in its appearance should be documented and passed to Property Services.

## Photographs of Areas Sampled



### **Item 97 Ref: 369922-36**

The damp proof course within cavity (084/Cloakroom void above) does not contain asbestos.



### **Item 98 Ref: As 369922-35**

The adhesive to concrete floor (084a/Store) contains asbestos.

Any change in its appearance should be documented and passed to Property Services.




### **Item 99 Ref: As 369922-37**

The blue floor tiles and adhesive (085/Store) contain asbestos.

*Floor tiles removed, bitumen adhesive present – (as per J155532 Franks Portlock 2026)*

Any change in its appearance should be documented and passed to Property Services.

## Photographs of Areas Sampled



### **Item 100 Ref: As 369922-37**

The blue floor tiles and adhesive (086/Store) contain asbestos.

*Floor tiles removed, bitumen adhesive present – (as per J155532 Franks Portlock 2026)*

Any change in its appearance should be documented and passed to Property Services.



### **Item 101 Ref: As 369922-37**

The blue floor tiles and adhesive (087/Store) contain asbestos.

*Floor tiles removed, bitumen adhesive present – (as per J155532 Franks Portlock 2026)*

Any change in its appearance should be documented and passed to Property Services.




### **Item 102 Ref: As 369922-39**

The red floor tiles and adhesive (089/Store) contain asbestos.

*Floor tiles removed, bitumen adhesive present – (as per J155532 Franks Portlock 2026)*

Any change in its appearance should be documented and passed to Property Services.

## Photographs of Areas Sampled



### **Item 103 Ref: As 369922-39**

The red floor tiles and adhesive (090/Store) contain asbestos.


Any change in its appearance should be documented and passed to Property Services.



### **Item 104 Ref: 369922-39**

The red floor tiles and adhesive (091/Store) contain asbestos.

Any change in its appearance should be documented and passed to Property Services.



### **Item 105 Ref: As 369922-7**

The floor tile and adhesive (092/Store) contain asbestos.

Any change in its appearance should be documented and passed to Property Services.


## Photographs of Areas Sampled



### **Item 106 Ref: As 369922-7**

The floor tile and adhesive (093/Store) contain asbestos.

Any change in its appearance should be documented and passed to Property Services.



### **Item 107 Ref: As 369922-7**

The floor tile and adhesive (094/Store) contain asbestos.

Any change in its appearance should be documented and passed to Property Services.



### **Item 108 Ref: Presumed**

The pipework flange gaskets within vertical wood boxing (096/Boys WC void above) contain asbestos.

Any change in its appearance should be documented and passed to Property Services.

## Photographs of Areas Sampled



### **Item 109 Ref: As 369922-3**

The floor tile and adhesive (097/Store) contain asbestos.


Any change in its appearance should be documented and passed to Property Services.



### **Item 110 Ref: As 369922-3**

The floor tile and adhesive (098/Store) contain asbestos.

Any change in its appearance should be documented and passed to Property Services.



### **Item 111 Ref: As 369922-3**

The floor tile and adhesive (099/Store) contain asbestos.

Any change in its appearance should be documented and passed to Property Services.

## Photographs of Areas Sampled



### **Item 112 Ref: As 369922-3**

The floor covering to doorway (122/Store) contains asbestos.

Any change in its appearance should be documented and passed to Property Services.



### **Item 113 Ref: 369922-4**

The floor covering under modern tiles (122/Store) contains asbestos.

Any change in its appearance should be documented and passed to Property Services.



### **Item 114 Ref: As 369922-2**

The floor covering (124/Store) contains asbestos.

Any change in its appearance should be documented and passed to Property Services.

## Photographs of Areas Sampled



### **Item 115 Ref: As 369922-35**

The adhesive to concrete floor (150/Hall Store) contains asbestos.

Any change in its appearance should be documented and passed to Property Services.



### **Item 116 Ref: 369922-40**

The remnant mastic to walls (External) does not contain asbestos.



### **Item 117 Ref: 369922-44**

The damp proof course (External) does not contain asbestos.

## Photographs of Areas Sampled



### **Item 118 Ref: 369922-45**

The sealant to bulk head lights (External) contains asbestos.

Any change in its appearance should be documented and passed to Property Services.




### **Item 119 Ref: 369922-46**

The fillet to pitched roof (External - front of school only) contains asbestos.

Rear soffits removed August 2023

Any change in its appearance should be documented and passed to Property Services.



### **Item 120 Ref: 369922-47**

The expansion gap filler (External) does not contain asbestos.


## Photographs of Areas Sampled



### **Item 121 Ref: 21-33645-1**

The residual adhesive beneath the screed (Area 1/Year 6 Classroom 04) does contain asbestos. Samples taken from cupboard recess.

Any change in its appearance should be documented and passed to Property Services.



### **Item 122 Ref: 21-33645-2**

The textured coating to the walls (Area 1/Year 6 Classroom) do not contain asbestos.



### **Item 123 Ref: 22-47158-1**

The plaster to right hand wall (Area 1/Main Hall) does not contain asbestos.

## Photographs of Areas Sampled



### **Item 124 Ref: 22-47158-1**

The plaster to right hand wall (Area 1/Main Hall) does not contain asbestos.



### **Item 125 Ref: 22-47158-2**

The plaster to front wall (Area 1/Main Hall) does not contain asbestos.



### **Item 126 Ref: 22-47158-3**


The plaster to left wall (Area 1/Main Hall) does not contain asbestos.

## Photographs of Areas Sampled



### **Item 127 Ref: 22-47158-4**

The plaster to back wall (Area 1/Main Hall) does not contain asbestos.



### **Item 128 Ref: 22-50282-1**

The walls – ceramic tiles (adhesive) (Area 1/Boys Toilets) do not contain asbestos.



### **Item 129 Ref: 23-61635-1**

The walls – bitumen in wall void in Kitchen (Area 1) does not contain asbestos.

**Photographs of Areas Sampled**



**Item 130 Ref: 23-61635-1**

The walls – bitumen in wall void in Kitchen (Area 1) does not contain asbestos.

Sunderland  
City Council

## Five Simple Steps to Asbestos Management

Each property has a nominated site asbestos monitoring officer (SAMO). The SAMO is responsible for maintaining this register and ensuring all necessary personnel are aware of the register including all maintenance, construction and service installers; undertaking periodic inspections and liaising with the Departmental Asbestos Co-ordinator and the Asbestos Manager in Property Services as necessary.

The SAMO's role is very important but this guide is hoped to ensure the requirements are easy and simple to follow.

### Step 1 – Receiving the Register

The SAMO is the tenant.

And the person is responsible for the register, where it is located and that it is kept up to date.

The register contains a plan of the premises and a photographic schedule of where the asbestos is and what risk is associated.

The SAMO must make all employees aware of the locations and should let any contractors entering the building view the register before any work is started.

### Step 2 – Periodic Inspections

The SAMO must look at the locations photographed and compare the asbestos now to when the photograph was taken and complete the checklist attached (Form 2).

The checklists are to be completed periodically in accordance with the schedule attached.

Should the SAMO come across some asbestos which has been disturbed, whether during refurbishment works or during the normal course of wear and tear, they should complete Form 4 as far as possible and contact Property Services for advice and remedial action.

In the meantime, they should ensure that access to the area containing the disturbed or damaged asbestos is prohibited until Property Services has made recommendations.

### Step 3 – Planned Work

All planned works that may disturb or danger any asbestos indicated, should be reported to Property Services using form 3 at least 21 days before the work is due to commence.

#### Step 4 – Contractors on Site

If a contractor arrives on site, the SAMO must :

- a. Make sure they read/view the register
- b. Get contractor to sign register to say he has read it (Form1).
- c. Get confirmation from the contractor that proposed works will not disturb any asbestos areas.
- d. If area is disturbed that was not identified in Register, advise Property Services immediately and complete Form 4.

#### Step 5 – Monitoring the Register

On completion of work get contractor to sign to say they didn't disturb any areas.

If alterations have occurred details should be forwarded to Property Services.

If you, as SAMO, are to leave your post, please notify your Departmental Co-ordinator to appoint another person and notify Property Services and the front of your register.

In the event of an exposure of asbestos, refer to the site specific emergency procedures in the School asbestos Management Plan. However, as a minimum:

- Seal the area off completely. (Lock the area off if possible and post a notice on the door, "No access - Contact ..... " )
- If there is any air movement systems within the premises, shut it off.
- Contact the Asbestos Manager on 07557938966 immediately. Who will arrange for any remedial works / air monitoring.
- Start to complete the "Registration of Disturbances" form, which is in your register (Section 10 in the new style register).

Once the remedial works have been carried out and a clear air test certificate has been issued. Access to the area can be re-opened.

In the event that you are unable to contact the Asbestos Manager, please contact the Civic Centre on 520 5555 and ask for assistance from a building surveyor. Out of hours ring the City Alarm and Emergency Control room on 553 1999.

Central Safety can be contacted on 561 2311.

**In the event of a fire (or drill), the asbestos register must be taken outside to show the emergency services.**

## Commonly Asked Questions.

- **How often should SAMO's undertake inspections of asbestos containing materials?**  
The Asbestos Manager will inform the SAMO of how often the inspections should be undertaken.
- **What should a SAMO do if the asbestos containing materials are disturbed or damaged?**  
The SAMO should prohibit access to the areas until the Asbestos Manager in Property Services has been contacted and given recommendations.
- **Can employees put up decorations onto asbestos containing materials?**  
No decorations should be attached to asbestos containing materials. However, it is understood that some decoration is already attached to asbestos containing materials and these should be left in place.
- **Can a room with asbestos containing materials in the ceiling and wall be painted?**  
Yes, as long as the material is not rubbed or sanded down, as this may result in the release of asbestos fibres.
- **Why isn't all asbestos containing materials removed from buildings?**  
Because it is safer to leave asbestos containing materials in good condition in buildings. Removing the materials will result in a greater risk to health because of the consequential release of fibres.
- **When will asbestos containing material be removed from my building?**  
Asbestos containing materials will be removed if work involves the disturbance of the material e.g. during the refurbishment or dismantling of part of the building or structure.
- **What should a SAMO do if he/she has had no training in use of the register?**  
The SAMO should ring the Departmental Co-ordinator who will arrange training.

**Form 2**Inspection Schedule

<i>Picture</i>	<i>Location</i>	<i>Risk</i>	<i>Inspection Frequency</i>	<i>Date of return</i>
<i>Item 1</i>	<i>floor tile removed, adhesive presumed present (001/ classroom)</i>	<i>Very Low Risk</i>	<i>12 monthly</i>	<i>16/03/2027</i>
<i>Item 2</i>	<i>green floor tile removed, adhesive presumed present (001/ classroom)</i>	<i>Very Low Risk</i>	<i>12 monthly</i>	<i>16/03/2027</i>
<i>Item 3</i>	<i>floor tile removed, adhesive presumed present (003/ classroom)</i>	<i>Very Low Risk</i>	<i>12 monthly</i>	<i>16/03/2027</i>
<i>Item 4</i>	<i>floor tile removed, adhesive presumed present (003/c lassroom)</i>	<i>Very Low Risk</i>	<i>12 monthly</i>	<i>16/03/2027</i>
<i>Item 5</i>	<i>floor tile removed, adhesive presumed present (004/ classroom)</i>	<i>Very Low Risk</i>	<i>12 monthly</i>	<i>16/03/2027</i>
<i>Item 6</i>	<i>floor tile removed, adhesive presumed present (004/ classroom)</i>	<i>Very Low Risk</i>	<i>12 monthly</i>	<i>16/03/2027</i>
<i>Item 7</i>	<i>floor tile removed, adhesive presumed present (006/ classroom)</i>	<i>Very Low Risk</i>	<i>12 monthly</i>	<i>16/03/2027</i>
<i>Item 8</i>	<i>floor tile removed, adhesive presumed present (006/ classroom)</i>	<i>Very Low Risk</i>	<i>12 monthly</i>	<i>16/03/2027</i>
<i>Item 9</i>	<i>blue floor removed, adhesive presumed present (007/ classroom)</i>	<i>Very Low Risk</i>	<i>12 monthly</i>	<i>16/03/2027</i>
<i>Item 10</i>	<i>grey floor tiles removed, adhesive presumed present (007/classroom)</i>	<i>Very Low Risk</i>	<i>12 monthly</i>	<i>16/03/2027</i>
<i>Item 11</i>	<i>blue floor tiles removed, adhesive presumed present (009/classroom)</i>	<i>Very Low Risk</i>	<i>12 monthly</i>	<i>16/03/2027</i>
<i>Item 12</i>	<i>grey floor tiles removed, adhesive</i>	<i>Very Low Risk</i>	<i>12 monthly</i>	<i>16/03/2027</i>

	<i>presumed present (009/classroom)</i>			
<b>Item 13</b>	<b><i>bitumen adhesive (010/classroom)</i></b>	<b><i>Very Low Risk</i></b>	<b><i>12 monthly</i></b>	<b><i>16/03/2027</i></b>
<b>Item 14</b>	<b><i>grey floor tiles removed, adhesive presumed present (012/classroom)</i></b>	<b><i>Very Low Risk</i></b>	<b><i>12 monthly</i></b>	<b><i>16/03/2027</i></b>
<b>Item 15</b>	<b><i>red floor tiles removed, adhesive presumed present (012/classroom)</i></b>	<b><i>Very Low Risk</i></b>	<b><i>12 monthly</i></b>	<b><i>16/03/2027</i></b>
<b>Item 16</b>	<b><i>cream floor tile &amp; adhesive (013/caretaker)</i></b>	<b><i>Very Low Risk</i></b>	<b><i>12 monthly</i></b>	<b><i>16/03/2027</i></b>
<b>Item 17</b>	<b><i>red floor tile &amp; adhesive (013/caretaker)</i></b>	<b><i>Very Low Risk</i></b>	<b><i>12 monthly</i></b>	<b><i>16/03/2027</i></b>
<b>Item 18</b>	<b><i>grey floor tile &amp; adhesive (014A/corridor)</i></b>	<b><i>Very Low Risk</i></b>	<b><i>12 monthly</i></b>	<b><i>16/03/2027</i></b>
<b>Item 19</b>	<b><i>red floor tile &amp; adhesive (014A/corridor)</i></b>	<b><i>Very Low Risk</i></b>	<b><i>12 monthly</i></b>	<b><i>16/03/2027</i></b>
<b>Item 20</b>	<b><i>Packers to wood joists (016/Staff Lockers void above)</i></b>	<b><i>Very Low Risk</i></b>	<b><i>12 monthly by analytical contractor</i></b>	<b><i>14/04/2027</i></b>
<b>Item 21</b>	<b><i>Packers to wood joists (018/Staff Room void above)</i></b>	<b><i>Very Low Risk</i></b>	<b><i>12 monthly by analytical contractor</i></b>	<b><i>14/04/2027</i></b>
<b>Item 22</b>	<b><i>Packers to wood joists (020/Corridor void above)</i></b>	<b><i>Very Low Risk</i></b>	<b><i>12 monthly by analytical contractor</i></b>	<b><i>14/04/2027</i></b>
<b>Item 23</b>	<b><i>Packers to wood joists (022/meeting room void above)</i></b>	<b><i>Very Low Risk</i></b>	<b><i>12 monthly by analytical contractor</i></b>	<b><i>14/04/2027</i></b>
<b>Item 24</b>	<b><i>Packers to wood joists (023/accessible wc void above)</i></b>	<b><i>Very Low Risk</i></b>	<b><i>12 monthly by analytical contractor</i></b>	<b><i>14/04/2027</i></b>
<b>Item 25</b>	<b><i>Packers to wood joists (024/deputy headteacher wc void above)</i></b>	<b><i>Very Low Risk</i></b>	<b><i>12 monthly by analytical contractor</i></b>	<b><i>14/04/2027</i></b>
<b>Item 26</b>	<b><i>Packers to wood joists (025 deputy headteacher void above)</i></b>	<b><i>Very Low Risk</i></b>	<b><i>12 monthly by analytical contractor</i></b>	<b><i>14/04/2027</i></b>

<b>Item 27</b>	<b>Packers to wood joists (026headteacher void above)</b>	<b>Very Low Risk</b>	<b>12 monthly by analytical contractor</b>	<b>14/04/2027</b>
<b>Item 28</b>	<b>Packers to wood joists (029 reception office void above)</b>	<b>Very Low Risk</b>	<b>12 monthly by analytical contractor</b>	<b>14/04/2027</b>
<b>Item 29</b>	<b>Pipework flange gasket (030/Corridor void above)</b>	<b>Very Low Risk</b>	<b>12 monthly by analytical contractor</b>	<b>14/04/2027</b>
<b>Item 30</b>	<b>Packers to wood joists (030/Corridor void above)</b>	<b>Very Low Risk</b>	<b>12 monthly by analytical contractor</b>	<b>14/04/2027</b>
<b>Item 31</b>	<b>No asbestos</b>	<b>Is present</b>		
<b>Item 32</b>	<b>Adhesive to upper level ceiling tiles in former extract opening (031/Computer suite void above)</b>	<b>Very Low Risk</b>	<b>12 monthly by analytical contractor</b>	<b>14/04/2027</b>
<b>Item 33</b>	<b>No asbestos</b>	<b>Is present</b>		
<b>Item 34</b>	<b>Sealant to glass lens in bulkhead light fitting (034/External Store)</b>	<b>Very Low Risk</b>	<b>12 monthly</b>	<b>16/03/2027</b>
<b>Item 35</b>	<b>No asbestos</b>	<b>Is present</b>		
<b>Item 36</b>	<b>Floor covering (035/corridor)</b>	<b>Very Low Risk</b>	<b>12 monthly</b>	<b>16/03/2027</b>
<b>Item 37</b>	<b>Floor covering (035/corridor)</b>	<b>Very Low Risk</b>	<b>12 monthly</b>	<b>16/03/2027</b>
<b>Item 38</b>	<b>Packers to skylight upstand at suspended ceiling height (035/Corridor void above)</b>	<b>Very Low Risk</b>	<b>12 monthly by analytical contractor</b>	<b>14/04/2027</b>
<b>Item 39</b>	<b>No asbestos</b>	<b>Is present</b>		
<b>Item 40</b>	<b>Floor covering (035a/meeting room)</b>	<b>Very Low Risk</b>	<b>12 monthly</b>	<b>16/03/2027</b>
<b>Item 41</b>	<b>Subfloor (035a/meeting room)</b>	<b>Very Low Risk</b>	<b>12 monthly</b>	<b>16/03/2027</b>
<b>Item 42</b>	<b>No asbestos</b>	<b>Is present</b>		
<b>Item 43</b>	<b>No asbestos</b>	<b>Is present</b>		

Item 44	Subfloor (036/breakfast club)	Very Low Risk	Informed of removal	2023
Item 45	No asbestos	Is present		
Item 46	No asbestos	Is present		
Item 47	No asbestos	Is present		
<b>Item 48</b>	<b>Subfloor (039/store)</b>	<b>Very Low Risk</b>	<b>12 monthly</b>	<b>16/03/2027</b>
Item 49	Subfloor (041/classroom area)	Very Low Risk	Informed of removal	2023
Item 50	No asbestos	Is present		
Item 51	No asbestos	Is present		
Item 52	No asbestos	Is present		
Item 53	Subfloor (042/classroom area)	Very Low Risk	Informed of removal	2023
<b>Item 54</b>	<b>Packers to wall (042/classroom area void above)</b>	<b>Low Risk</b>	<b>12 monthly by analytical contractor</b>	<b>14/04/2027</b>
Item 55	No asbestos	Is present		
Item 56	No asbestos	Is present		
<b>Item 57</b>	<b>Roof covering debris to topside of suspended ceiling (043/entrance lobby void above)</b>	<b>Very Low Risk</b>	<b>12 monthly by analytical contractor</b>	<b>14/04/2027</b>
<b>Item 58</b>	<b>Floor covering (045/store)</b>	<b>Very Low Risk</b>	<b>12 monthly</b>	<b>16/03/2027</b>
<b>Item 59</b>	<b>Floor covering (045/store)</b>	<b>Very Low Risk</b>	<b>12 monthly</b>	<b>16/03/2027</b>
Item 60	No asbestos	Is present		
<b>Item 61</b>	<b>Floor covering (046/store)</b>	<b>Very Low Risk</b>	<b>12 monthly</b>	<b>16/03/2027</b>
Item 62	No asbestos	Is present		
Item 63	No asbestos	Is present		
Item 64	No asbestos	Is present		
Item 65	No asbestos	Is present		
Item 66	No asbestos	Is present		
Item 67	No asbestos	Is present		
Item 68	No asbestos	Is present		
Item 69	No asbestos	Is present		
<b>Item 70</b>	<b>Gasket to pipework (051/boiler room)</b>	<b>Very Low Risk</b>	<b>12 monthly</b>	<b>16/03/2027</b>
Item 71	No asbestos	Is present		
Item 72	No asbestos	Is present		
Item 73	No asbestos	Is present		
<b>Item 74</b>	<b>Floor covering (054/Store)</b>	<b>Very Low Risk</b>	<b>12 monthly</b>	<b>16/03/2027</b>
<b>Item 75</b>	<b>Floor covering</b>	<b>Very Low Risk</b>	<b>12 monthly</b>	<b>16/03/2027</b>

	<b>(054a/Store)</b>			
<b>Item 76</b>	<b>Floor covering (054a/Store)</b>	<b>Very Low Risk</b>	<b>12 monthly</b>	<b>16/03/2027</b>
<b>Item 77</b>	<b>Packing to skylight upstand at suspended ceiling height (054a/Store void above)</b>	<b>Very Low Risk</b>	<b>12 monthly by analytical contractor</b>	<b>14/04/2027</b>
<i>Item 78</i>	<i>No asbestos</i>	<i>Is present</i>		
<i>Item 79</i>	<i>No asbestos</i>	<i>Is present</i>		
<i>Item 80</i>	<i>Grey floor tile and adhesive (059/Switchroom)</i>	<i>Very Low Risk</i>	<i>Removed</i>	<i>March 2021</i>
<b>Item 81</b>	<b>Floor covering remnants under modern blue tiles (061/Stationery Store)</b>	<b>Very Low Risk</b>	<b>12 monthly</b>	<b>16/03/2027</b>
<b>Item 82</b>	<b>Sealant to light (062/Hall store)</b>	<b>Very Low Risk</b>	<b>12 monthly</b>	<b>16/03/2027</b>
<b>Item 83</b>	<b>Floor covering (070/Store)</b>	<b>Very Low Risk</b>	<b>12 monthly</b>	<b>16/03/2027</b>
<i>Item 84</i>	<i>No asbestos</i>	<i>Is present</i>		
<i>Item 85</i>	<i>No asbestos</i>	<i>Is present</i>		
<i>Item 86</i>	<i>No asbestos</i>	<i>Is present</i>		
<i>Item 87</i>	<i>No asbestos</i>	<i>Is present</i>		
<i>Item 88</i>	<i>No asbestos</i>	<i>Is present</i>		
<i>Item 89</i>	<i>No asbestos</i>	<i>Is present</i>		
<i>Item 90</i>	<i>No asbestos</i>	<i>Is present</i>		
<b>Item 91</b>	<b>Packers to wood joists (076/Store void above)</b>	<b>Very Low Risk</b>	<b>12 monthly by analytical contractor</b>	<b>14/04/2027</b>
<i>Item 92</i>	<i>No asbestos</i>	<i>Is present</i>		
<i>Item 93</i>	<i>No asbestos</i>	<i>Is present</i>		
<i>Item 94</i>	<i>No asbestos</i>	<i>Is present</i>		
<i>Item 95</i>	<i>No asbestos</i>	<i>Is present</i>		
<b>Item 96</b>	<b>Adhesive to concrete floor (084/Cloakroom)</b>	<b>Very Low Risk</b>	<b>12 monthly</b>	<b>16/03/2027</b>
<i>Item 97</i>	<i>No asbestos</i>	<i>Is present</i>		
<b>Item 98</b>	<b>Adhesive to concrete floor (084a/Store)</b>	<b>Very Low Risk</b>	<b>12 monthly</b>	<b>16/03/2027</b>
<b>Item 99</b>	<b>Blue floor tiles and adhesive (085/Store) – floor tiles removed, bitumen adhesive present</b>	<b>Very Low Risk</b>	<b>12 monthly</b>	<b>16/03/2027</b>
<b>Item 100</b>	<b>Blue floor tiles and</b>	<b>Very Low Risk</b>	<b>12 monthly</b>	<b>16/03/2027</b>

	<i>adhesive (086/Store) – floor tiles removed, bitumen adhesive present</i>			
<i>Item 101</i>	<i>Blue floor tiles and adhesive (087/Store) – floor tiles removed, bitumen adhesive present</i>	<i>Very Low Risk</i>	<i>12 monthly</i>	<i>16/03/2027</i>
<i>Item 102</i>	<i>Red floor tiles and adhesive (089/Store) – floor tiles removed, bitumen adhesive present</i>	<i>Very Low Risk</i>	<i>12 monthly</i>	<i>16/03/2027</i>
<i>Item 103</i>	<i>Red floor tiles and adhesive (090/Store)</i>	<i>Very Low Risk</i>	<i>12 monthly</i>	<i>16/03/2027</i>
<i>Item 104</i>	<i>Red floor tiles and adhesive (091/Store)</i>	<i>Very Low Risk</i>	<i>12 monthly</i>	<i>16/03/2027</i>
<i>Item 105</i>	<i>Floor tile and adhesive (092/Store)</i>	<i>Very Low Risk</i>	<i>12 monthly</i>	<i>16/03/2027</i>
<i>Item 106</i>	<i>Floor tile and adhesive (093/Store)</i>	<i>Very Low Risk</i>	<i>12 monthly</i>	<i>16/03/2027</i>
<i>Item 107</i>	<i>Floor tile and adhesive (094/Store)</i>	<i>Very Low Risk</i>	<i>12 monthly</i>	<i>16/03/2027</i>
<i>Item 108</i>	<i>Pipework flange gaskets within vertical wood boxing (096/Boys WC void above)</i>	<i>Very Low Risk</i>	<i>12 monthly by analytical contractor</i>	<i>14/04/2027</i>
<i>Item 109</i>	<i>Floor tile and adhesive (097/Store)</i>	<i>Very Low Risk</i>	<i>12 monthly</i>	<i>16/03/2027</i>
<i>Item 110</i>	<i>Floor tile and adhesive (098/Store)</i>	<i>Very Low Risk</i>	<i>12 monthly</i>	<i>16/03/2027</i>
<i>Item 111</i>	<i>Floor tile and adhesive (099/Store)</i>	<i>Very Low Risk</i>	<i>12 monthly</i>	<i>16/03/2027</i>
<i>Item 112</i>	<i>Floor covering to doorway (122/Store)</i>	<i>Very Low Risk</i>	<i>12 monthly</i>	<i>16/03/2027</i>
<i>Item 113</i>	<i>Floor covering under modern tiles</i>	<i>Very Low Risk</i>	<i>12 monthly</i>	<i>16/03/2027</i>

	<b>(122/Store)</b>			
<b>Item 114</b>	<b>Floor covering (124/Store)</b>	<b>Very Low Risk</b>	<b>12 monthly</b>	<b>16/03/2027</b>
<b>Item 115</b>	<b>Adhesive to concrete floor (150/Hall Store)</b>	<b>Very Low Risk</b>	<b>12 monthly</b>	<b>16/03/2027</b>
<i>Item 116</i>	<i>No asbestos</i>	<i>Is present</i>		
<i>Item 117</i>	<i>No asbestos</i>	<i>Is present</i>		
<b>Item 118</b>	<b>Sealant to bulk head lights (External)</b>	<b>Very Low Risk</b>	<b>12 monthly</b>	<b>16/03/2027</b>
<b>Item 119</b>	<b>Fillet to pitched roof (External - Front)</b>	<b>Very Low Risk</b>	<b>12 monthly</b>	<b>16/03/2027</b>
<i>Item 120</i>	<i>No asbestos</i>	<i>Is present</i>		
<b>Item 121</b>	<b>Residual adhesive beneath screed (Area 1/Year 6 Classroom 04 - cupboard recess)</b>	<b>Low Risk</b>	<b>6 monthly</b>	<b>03/06/2026</b>
<i>Item 122</i>	<i>No asbestos</i>	<i>Is present</i>		
<i>Item 123</i>	<i>No asbestos</i>	<i>Is present</i>		
<i>Item 124</i>	<i>No asbestos</i>	<i>Is present</i>		
<i>Item 125</i>	<i>No asbestos</i>	<i>Is present</i>		
<i>Item 126</i>	<i>No asbestos</i>	<i>Is present</i>		
<i>Item 127</i>	<i>No asbestos</i>	<i>Is present</i>		
<i>Item 128</i>	<i>No asbestos</i>	<i>Is present</i>		
<i>Item 129</i>	<i>No asbestos</i>	<i>Is present</i>		
<i>Item 130</i>	<i>No asbestos</i>	<i>Is present</i>		



## Asbestos Form 2 - Periodic Return

Site/Premises/School	
Date of Inspection	
Inspection By (signature)	
Print Name	

***Inspect and advise condition of each individual item – failure to do so will result in periodic inspection returned and asked to complete again***

### Good Practice Guidance:

- Take photographs of ACMs for each inspection and store for future reference
- Compare previous photographs with current condition state to determine whether there has been any deterioration since the last inspection
- Replace missing/damaged asbestos labels/stickers
- Plant rooms
- Service risers and ducts
- Ceiling voids and underfloor voids
- Boiler rooms, meter cupboards, electrical risers

<u>Item no/Ref:</u>	<u>Condition</u> Same/change	<u>Action Required</u> Yes/No	<u>Asbestos Sticker Displayed</u> Yes/No	<u>Comments</u>
---------------------	---------------------------------	----------------------------------	---	-----------------

### For Office Use Only

Actions Required	
Actions Completed	
Alterations to Register	