

Forward

ASBESTOS SURVEY REPORT FOR BURNSIDE ACADEMY, BURNSIDE ESTATE, HOUGHTON LE SPRING

I have enclosed for your information and retention the most recent asbestos survey (type 2/management) which applies to the property stated above. The purpose of the survey is to identify as far as possible, the materials containing asbestos fibres in your property.

The attached report is divided in sections so as to give as much information as possible, a basic reference section for use by premises managers and a more detailed report for use by contractors on site etc.

Plan of the Building and Sample Locations

This contains a plan of the building and identifies where asbestos samples have been taken from.

Photographs of Areas Sampled

This section contains photographs of all the areas where samples were taken. These photographs can be used when carrying out the periodic inspections to see if there has been any change or deterioration in its condition.

Survey Information

This section contains the survey information as printed from the central database held at Land and Property. It describes the type of asbestos present, its location, condition etc. Contractors should be shown this section along with the others when they are shown the register prior to starting any work.

Priority Risk Assessments

This section contains assessments which have been created using information from the survey and information on your property. This assessment helps to determine how often periodic checks on any asbestos need to be carried out by your Samo.

5 Simple Steps to Asbestos Management

This section details procedures for managing asbestos in your property. It gives guidance on the register, the inspections, any planned work and what to do when contractors arrive on site.

Commonly asked Questions

This section covers questions most commonly asked and can be referred to as/when the need arises.

The building has been surveyed as comprehensively as possible, all potentially fibrous materials have been examined and where necessary analysed by competent UKAS accredited analysts and the findings of both recorded in the report.

This report is an important document and must be referred to before any building works are carried out. The report must be kept with your tenants handbook and the checklists

completed on a regular basis. You will be reminded when your specific checklists are due for submission.

Information for Employees Working in Premises where Asbestos Containing Materials Exist.

Asbestos is made up of fibrous materials, which are flexible, mechanically strong and resistant to stretching, heat and chemicals. As a consequence asbestos has been used extensively in buildings. Examples of asbestos containing materials found in buildings include exterior asbestos cement cladding; gutters and pipes; fireproof sprays on structural steel joists; insulation boards in service ducts and wall partitions; ceiling and floor tiles and pipe and boiler lagging.

Asbestos containing products can produce very small fibrous dust particles, which can not be seen by the naked eye. It is only when these fibres become airborne, due to damage, deterioration, disturbance etc, that there is a risk to health.

If asbestos is maintained in good condition and is not disturbed or damaged it does not pose a health risk.

The authority has a management system for ensuring that you are not exposed to asbestos containing materials that are in poor condition and may pose a health risk. This system is based on sound principals laid down by legislation and associated codes of practice and guidance.

It is not appropriate simply to remove all asbestos containing materials in buildings. Asbestos materials that are sound, undamaged and not releasing dust should be left alone. Any disturbance to such materials, however carefully controlled, will release fibres and be counter-productive.

Within the building you occupy, your department has nominated a Site Asbestos Monitoring Officer (SAMO). This individual is responsible for inspecting the asbestos containing materials to ensure they are not in a dangerous condition. Should you have any concerns about suspect materials within your premises you should contact the SAMO.

Restrictions on use, distribution and publication of the report

We accept no responsibility or liability for the consequences of this document being used for purpose other than for which it was commissioned.

To the extent that the document is based on the information available at the time of writing, Sunderland City Council accepts no liability for any consequences should this report be used by the Client for any other purpose.

If you require any further information regarding the report or its application please contact Caroline Bage, Asbestos Manager on Tel: 07557938966.

Yours sincerely

Neil Guthrie
Director of Development and Property

Sunderland
City Council

Sunderland City Council

*Control of Asbestos
Regulations 2012*

Asbestos Register for

**BURNSIDE ACADEMY, BURNSIDE ESTATE, HOUGHTON LE
SPRING**



UPRN: - AR/07/2463

Location of register:-

Premises Manager / Samo: -

Date: 18th June 2025

Contact Numbers List: -

Caroline Bage Asbestos Manager – 07557 938966

Burnside Academy - Last updated 22/12/2025 – Version 2

Contents

	<u>Section</u>
• Plan of building and sample locations	1
• Photographs of areas sampled	2
• Survey information	3
• Asbestos Management Plan, Priority Assessments,	4
• Contacts Form, Code of Practice	4
• 5 Simple Steps of Asbestos Management	5
• Commonly asked questions	6

Appendices

• Form 1 – Visitor Register	7
• Form 2 – Periodic Return Checklist and Schedule	8
• Form 3 – Works Notification Form	9
• Form 4 – Registration of All Disturbances	10
• Form 5 – Training Records	11

Plan of Building and Samples Location

Rising main to the front elevation boundary across main entrance footpath to pumping station contains asbestos cement. Further investigation must be carried out before work can commence to outside areas.

BS/01 – Sink pad (Staff Room) (Item 1) No Risk

BS/02 – Bitumen overspray (Void Above Staff Room) (Item 2) No Risk

As BS/02 – Bitumen overspill (Void above Ladies WC) (Item 3) No Risk

BS/03 – Vinyl floor tile (Stock Room 1) (Item 4) No Risk

Inaccessible – Main cable sheath (Electricity Cupboard) (Item 5)

As BS/03 – Vinyl floor tile (Electricity Cupboard) (Item 6) No Risk

BS/05 – Vinyl floor tiles (Store) (Item 7) No Risk

As BS/05 – Floor vinyl tiles (Corridor 3) (Item 8) No Risk

As BS/05 – Vinyl floor tiles (Cleaners Cupboard) (Item 9) No Risk

As BS/01 – Sink pad (Washroom) (Item 10) No Risk

As BS/05 – Vinyl floor tiles (Store cupboard 1 & 2) (Item 11) No Risk

BS/06 – Fuse flash guard (Cloakrooms) - removed

As BS/05 – Vinyl floor tiles (Practical Area) (Item 13) No Risk

As BS/05 – Vinyl floor tiles (Store Cupboard 1 & 2) (Item 14) No Risk

As BS/05 – Vinyl floor tiles (Store cupboard 1 & 2) (Item 15) No Risk

Presumed - Floor (Assembly Hall) (Item 16) Very Low Risk

Presumed - Floor (Chair stores 1 & 2) (Item 17) Very Low Risk

BS/07 – Ceiling panel (Gas House) (Item 18) Very Low Risk

As BS/07 – Panel above door (Gas House) (Item 19) Low Risk

BS/08 – Sink pad (Kitchen) (Item 20) Very Low Risk

As BS/02 – Bitumen overspray (Void above kitchen) (Item 21) No Risk

As BS/02 – Bitumen overspray (Void above kitchen WC) (Item 22) No Risk

*** Larder was inaccessible***

BS/09 – Roof felt (Exterior) (Item 23) No Risk

As 78145-1 – Remnant flooring (Headteacher Office) (Item 24) – Very Low Risk

As 78145-2 – Remnant adhesive (Headteacher Office) (Item 25) – Very Low Risk

As 78145-2 – Remnant adhesive (Office) (Item 26) – Very Low Risk

78145-1 – Remnant Flooring (ICT Room-previously Library) (Item 27) - Very Low Risk

78145-2 – Remnant adhesive (ICT Room-previously Library) (Item 28) – Very Low Risk

As 78145-1 – Remnant flooring (Classroom) (Item 29) – Very Low Risk

As 78145-1 – Remnant adhesive (Classroom) (Item 30) – Very Low Risk

As 78145-1 – Remnant flooring (Classroom) (Item 31) – Very Low Risk

As 78145-2 – Remnant adhesive (Classroom) (Item 32) – Very Low Risk

78145-3 – Floor tile (Corridor) (Item 33) - Removed March 2018

As 78145-2 – Remnant adhesive (Corridor) (Item 34) – Removed March 2018

As 78145-4 – Ceiling strip (Corridor) (Item 35) – Removed October 2015

78145-4 – Ceiling strip (Corridor Ceiling void)(Item 36) – Removed October 2015

78145-5 – Pipework gasket (Corridor ceiling void) (Item 37) – Very Low Risk

78145-7 – Floor Adhesive (Hall) (Item 38) - No Risk

78145-8 – Fire break (Hall ceiling void) (Item 39) - Low Risk

139157-1 – Insulation (WC Void above) (Item 40) – Low Risk

Presumed – Gasket to pipework (Kitchen Void above) (Item 41) – Very Low Risk

139157-2 – Insulation board (Corridor Void above) (Item 42) – No Risk
As 139157-2 – Insulation board (Staff room Void above) (Item 43) – No Risk
BW004122 – Floor tiles and adhesive (Corridor) (Item 44) – *Removed March 2018*
271309-2 – Toilet cistern (Kitchen staff toilet and cloakroom) (Item 45) – Very Low Risk
303561-1- Sealant to ductwork (Boiler Room KS2) (Item 46) – No Risk
303561-2 – Packing to ductwork (Boiler Room KS2) (Item 47) – No Risk
345636-3 – Sink Pad (Staff Room/Rm 008) (Item 48) – No Risk
345363-1 – Remnant adhesive to floor (Classroom/Rm 020) (Item 49) – Very Low Risk
366050-2 – Cladding to beams (Corridor/Rm 021) (Item 50) – No Risk
As 366050-3 – Cladding to beams (Classroom/Rm 028) (Item 51) – No Risk
As 366050-3 – Cladding to beams (Classroom/Rm 029) (Item 52) – No Risk
345636-2 – Remnant adhesive to floor (Classroom/Rm 029) (Item 53) – Very Low Risk
As 366050-2 – Lining to column (Classroom/Rm 020) (Item 54) – No Risk
As 366050-2 – Cladding to column (Corridor/Rm 021) (Item 55) – No Risk
366050-1 – Remnant adhesive to floor below wall (Corridor/Rm 021) (Item 56) – Very Low Risk
As 345636-2 – Remnant adhesive to floor (Classroom/Rm 028) (Item 57) – Very Low Risk
189850-1 – String to mmmf lagging top pipe (Kitchen void above) (Item 58) – No Risk
189850-2 – String to mmmf lagging bottom pipe (Kitchen void above) (Item 59) -No Risk
209851-2 Bitumen underside of wooden parquet and concrete floor in adj hall (Kitchen) (Item 60) – No Risk
209851-1 – Filler to floor covering edges (Kitchen) (Item 61) – No Risk
303561-1 – Sealant to ductwork (Boiler Room/Rm 028) (Item 62) – No Risk
303561-2 – Packing to ductwork penetration to wall (Boiler Room/Rm 028) (Item 63) - No Risk – KS2 Boiler house 2018
EB000497 – Ceiling (External Pump House) (Item 64) – No Risk
AS006336 – Debris (Assembly Hall) (Item 65) – No Risk
AS006369 – Panel to wall (Hall Store Rooms) (Item 66) – No Risk
AS0006370 – fire break within ceiling void (R6/Nursery Classroom) (Item 67) – Very Low Risk
AS006371 – Ceiling tiles (R1/Office) (Item 68) – No Risk
As AS006371 - Ceiling tiles (R1/Corridor) (Item 69) – No Risk
AS006372 – Partition wall (R1/Corridor) (Item 70) – No Risk
AS006373 – Ceiling tiles (R4/Corridor) (Item 71) – No Risk
As AS006373 – Ceiling tiles (R4/Classroom) (Item 72) – No Risk
As AS006373 – Ceiling tiles (R4/Classroom) (Item 73) – No Risk
AS006329 – Felt to flat roof (External/R2) (Item 74) – No Risk
AS006330 – Felt to flat roof (External/R2) (Item 75) – No Risk
AS006331 – Felt to flat room (External/R2) (Item 76) – No Risk
AS006332 – Felt to flat roof (External/R2) (Item 77) – No Risk
AS006333 – Felt to flat roof hatch (External/R2) (Item 78) – No Risk
AS006334 – Mastic sealant to hatch (External/R2) (Item 79) – No Risk
AS006335 – Insulation to pipe run within roof hatch (External/R2) (Item 80) – No Risk
AS006336 – Debris within roof hatch (External/R2) (Item 81) – No Risk
AS006337 – Residue to timber upstand (External/R2) (Item 82) – No Risk
AS006338 – Panels behind plastic cladding (External/R2) (Item 83) – No Risk

AS006339 – Felt packet to plastic cladding (External/R2) (Item 84) – No Risk
As006340 – Debris to timber beam (External/R2) (Item 85) – No Risk
AS006341 – Felt to flat roof (External/R4) (Item 86) – No Risk
AS006342 – Felt to flat roof (External/R4) (Item 87) – No Risk
AS006343 – Felt to flat roof (External/R4) (Item 88) – No Risk
AS006344 – Felt to flat roof (External/R4) (Item 89) – No Risk
AS006345 – Felt to flat roof (External/R4) (Item 90) – No Risk
AS006346 – Felt to flat roof (External/R4) (Item 91) – No Risk
AS006347 – Felt to flat roof (External/R4) (Item 92) – No Risk
AS006348 – Felt to flat roof (External/R4) (Item 93) – No Risk
AS006349 – Felt to flat roof (External/R4) (Item 94) – No Risk
AS006350 – Felt to flat roof (External/R4) (Item 95) – No Risk
AS006351 – Felt to flat roof (External/R4) (Item 96) – No Risk
AS006352 – Felt to flat roof (External/R4) (Item 97) – No Risk
AS006353 – Felt to flat roof (External/R4) (Item 98) – No Risk
AS006354 – Felt to flat roof (External/R4) (Item 99) – No Risk
AS006355 – Bitumen base layer between timber and foam (External/R4) (Item 100) -
No Risk
AS006356 – Felt to flat roof (External/R1) (Item 101) – No Risk
AS006357 – Felt to flat roof (External/R1) (Item 102) – No Risk
AS006358 – Felt to flat roof (External/R1) (Item 103) – No Risk
AS006359 – Felt to flat roof (External/R1) (Item 104) – No Risk
AS006360 – Felt to flat roof (External/R1) (Item 105) – No Risk
AS006361 – Felt to flat roof (External/R1) (Item 106) – No Risk
AS006362 – Felt to flat roof (External/R5) (Item 107) – No Risk
AS006363 – Bitumen base layer between timber and foam (External/R5) (Item 108) –
No Risk
AS006364 – Felt to flat roof (External/R6) (Item 109) – No Risk
AS006365 – Felt to flat roof (External/R6) (Item 110) – No Risk
AS006366 – Felt to flat roof (External/R6) (Item 111) – No Risk
AS006367 – Felt to flat roof (External/R6) (Item 112) – No Risk
AS006368 – Bitumen to base layer (External/R6) (Item 113) – No Risk
AW0724/11 – Column Cladding (Kitchen) (Item 114) – No Risk
AW0723/11 – Wall partitions adjacent fridge (Kitchen) (Item 115) – No Risk
AW0722/11 – Wall panel behind sink (Kitchen) (Item 116) – No Risk
AW0733/11 – *Floor Debris (Gas Main) (Item 117) – Removed July 2011*
AW0727/11 – Debris Ceiling void (Corridor) (Item 118) – No Risk
As AW0727/11 – Debris Ceiling void (Staff Room) (Item 119) – No Risk
Presumed – Gasket Ceiling void (Staff Room) (Item 120) – Very Low Risk
Presumed – Gasket Ceiling void (Office) (Item 121) – Very Low Risk
AW0729/11 – Fire breaks (Toilets Ceiling Void) (Item 122) – Low Risk
AW0730/11 – *Remains of insulating board (Classroom ceiling void) (Item 123) –
Removed July 2011*
AW0731/11 – Horizontal panel (Corridor/Rm 041) (Item 124) – *Advised by school
removed 2018*
Presumed – Gasket Ceiling void (Corridor/Cloakroom Rm 041) (Item 125) – Very Low
Risk

21-39203-1 Mastic to concrete panel jointing compound to walls (Area 2/External) (Item 126) – No Risk
 Presumed – Lining inside clasp columns (Fire exit hallway/Area 5) (Item 127) – Low Risk
 22-50659-2 – Residual adhesive beneath floor screed (Fire exit hallway/Area 5) (Item 128) - Very Low Risk
 22-50659-3 – String wrap to mmmf lagged pipes (Fire exit hallway/Area 5) (Item 129) – No Risk
 Presumed – Pipe flanges (Gaskets) (Fire exit hallway/Area 5) (Item 130) – Low Risk
 Presumed – Lining inside clasp columns (Cupboard Electric Meter/Area 6) (Item 131) – Low Risk
 22-50659-5 – Floor tiles and adhesive (Cupboard Electric Meter/Area 6) (Item 132) – Very Low Risk
 Presumed – Lining inside clasp columns (Staff Room/Area 7) (Item 133) – Low Risk
 22-50659-3 – String wrap to mmmf lagged pipes (Staff Room/Area 7) (Item 134) – No Risk
 22-50659-6 – Ceramic tiles adhesive to walls (Staff Room/Area 7) (Item 135) – No Risk
 22-50659-7 – Sink pad (Staff Room/Area 7) (Item 136) – No Risk
 22-50659-8 – Floor adhesive beneath screed (Staff Room/Area 7) (Item 137) – No Risk
 Presumed – Lining inside clasp columns (Gents toilet/Area 8) (Item 138) – Low Risk
 22-50659-3 – String wrap to mmmf lagged pipes (Gents toilet/Area 8) (Item 139) – No Risk
 Presumed – Lining inside clasp columns (Ladies toilet/Area 9) (Item 140) – Low Risk
 22-50659-3 – String wrap to mmmf lagged pipes (Ladies toilets/Area 9) (Item 141) – No Risk
 Presumed – Lining inside clasp columns (Meeting Room/Area 10) (Item 142) – Low Risk
 22-50659-3 – String wrap to mmmf lagged pipes (Meeting Room/Area 10) (Item 143) – No Risk
 Presumed – Pipe flanges (Gaskets) (Meeting Room/Area 10) (Item 144) – Low Risk
 Presumed – Lining inside clasp columns (Store Cupboard/Area 11) (Item 145) – Low Risk
 22-50659-3 – String wrap to mmmf lagged pipes (Store Cupboard/Area 11) (Item 146) – No Risk
 22-50659-9 – Floor tiles and adhesive (Store Cupboard/Area 11) (Item 147) – Very Low Risk
 Presumed – Lining inside clasp columns (Store Cupboard/Area 12) (Item 148) – Low Risk
 22-50659-3 – String wrap to mmmf lagged pipes (Store Cupboard/Area 12) (Item 149) – No Risk
 22-50659-9 – Floor tiles and adhesive (Store Cupboard/Area 12) (Item 150) – Very Low Risk
 Presumed – Lining inside clasp columns (Corridor/Area 13) (Item 151) – Low Risk
 22-50659-3 – String wrap to mmmf lagged pipes (Corridor/Area 13) (Item 152) – No Risk
 22-50659-10 – Residual adhesive beneath screed (Headteachers Office/Area 14) (Item 153) – Very Low Risk

Presumed – Lining inside clasp columns (Headteachers Office/Area 14) (Item 154) – Low Risk
22-50659-3 – String wrap to mmmf lagged pipes (Headteachers Office/Area 14) (Item 155) – No Risk
Presumed – Pipe flanges (Gaskets) (Headteachers Office/Area 14) (Item 156) – Low Risk
Presumed – Lining inside clasp columns (Headteachers Store Cupboard/Area 15) (Item 157) – Low Risk
22-50659-3 – String wrap to mmmf lagged pipes (Headteachers Store Cupboard/Area 15) (Item 158) – No Risk
Presumed – Pipe flanges (Gaskets) (Headteachers Store Cupboard/Area 15) (Item 159) – Low Risk
22-50659-9 – Floor tiles and adhesive (Headteachers Store Cupboard/Area 15) (Item 160) – Very Low Risk
Presumed – Lining inside clasp columns (Deputy Headteachers Office and Cupboard/Area 16) (Item 161) – Low Risk
22-50659-3 – String wrap to mmmf lagged pipes (Deputy Headteachers Office and Cupboard/Area 16) (Item 162) – No Risk
22-50659-11 – Residual adhesive (ICT room and cupboard/Area 17) (Item 163) – Very Low Risk
Presumed – Lining inside clasp columns (ICT room and Cupboard/Area 17) (Item 164) – Low Risk
22-50659-9 – Floor tiles and adhesive (ICT room and Cupboard/Area 17) (Item 165) – Very Low Risk
22-50659-12 – Residual adhesive (Year 2 Classroom and cupboards/Area 18) (Item 166) – Very Low Risk
Presumed – Lining inside clasp columns (Year 2 Classroom and cupboards/Area 18) (Item 167) – Low Risk
22-50659-3 – String wrap to mmmf lagged pipes (Year 2 Classroom and Cupboard/Area 18) (Item 168) – No Risk
22-50659-13 – Adhesive to floor (Year 1 Classroom and Cupboards/Area 19) (Item 169) – Very Low Risk
Presumed – Lining inside clasp columns (Year 1 Classroom and cupboards/Area 19) (Item 170) – Low Risk
22-50659-3 – String wrap to mmmf lagged pipes (Year 1 Classroom and Cupboard/Area 19) (Item 171) – No Risk
Presumed – Lining inside clasp columns (Utility Room/Area 20) (Item 172) – Low Risk
Presumed – Lining inside clasp columns (Cleaners Cupboard/Area 21) (Item 173) – Low Risk
22-50659-3 – String wrap to mmmf lagged pipes (Cleaners Cupboard/Area 21) (Item 174) – No Risk
Presumed – Lining inside clasp columns (Foundation Stage Classroom/Area 22) (Item 175) – Low Risk
22-50659- 15 – Residual adhesive beneath floor screed (Foundation Office 1/Area 23) (Item 176) – Very Low Risk
Presumed – Lining inside clasp columns (Foundation Office 1/Area 23) (Item 177) – Low Risk

22-50659-3 – String wrap to mmmf lagged pipes (Foundation Office 1/Area 23) (Item 178) – No Risk
22-50659- 15 – Residual adhesive beneath floor screed (Foundation Office 2/Area 24) (Item 179) – Very Low Risk
Presumed – Lining inside clasp columns (Foundation Office 2/Area 24) (Item 180) – Low Risk
22-50659-3 – String wrap to mmmf lagged pipes (Foundation office 2/Area 24) (Item 181) – No Risk
Presumed – Lining inside clasp columns (Foundation Bathroom/Area 25) (Item 182) – Low Risk
22-50659-3 – String wrap to mmmf lagged pipes (Foundation Bathroom/Area 25) (Item 183) – No Risk
22-50659- 14 – Floor tiles and adhesive (Foundation store room/Area 26) (Item 184) – No Risk
Presumed – Lining inside clasp columns (Foundation store room/Area 26) (Item 185) – Low Risk
22-50659-16 – Residual adhesive below parquet flooring and carpet (Hall/Area 27) (Item 186) – No Risk
Presumed – Lining inside clasp columns (Hall/Area 27) (Item 187) – Low Risk
22-50659-3 – String wrap to mmmf lagged pipes (Hall/Area 27) (Item 188) – No Risk
Presumed – Lining inside clasp columns (Hall store 1/Area 28) (Item 189) – Low Risk
22-50659-3 – String wrap to mmmf lagged pipes (Hall store 1/Area 28) (Item 190) – No Risk
Presumed – Lining inside clasp columns (Hall store 2/Area 29) (Item 191) – Low Risk
22-50659-3 – String wrap to mmmf lagged pipes (Hall store 2/Area 29) (Item 192) – No Risk
22-50659-17 – Boards to walls (Conservatory and store cupboard) (Item 193) – No Risk
Presumed – Lining inside clasp columns (Conservatory and store cupboard) (Item 194) – Low Risk
22-53465-1 – Cavity wall insulation (Internal wall void/Area 2) (Item 195) – No Risk
Presumed – Column Cladding (Classroom G/002) (Item 196) – Low Risk
Presumed – Column Cladding (Boiler Room G/003) (Item 197) – Low Risk

KS2 extension was built after 2000 and therefore no survey has been carried out in this area.

Please note the survey carried out was non-intrusive. Should major refurbishment be planned for the property, further investigation will be required.

Photographs of Areas Sampled



Item 1 Ref: BS/01

The sink pad to the staff room does not contain asbestos.



Item 2 - Ref: BS/02

The bitumen overspray to the void above the staff room does not contain asbestos.

no photograph
is available

Item 3 - As BS/02


The bitumen over spray to the void above the ladies WC does not contain asbestos.

Photographs of Areas Sampled (Cont)



Item 4 - Ref: BS/03

The vinyl floor tile to the Stock Room 1 does not contain asbestos.



Ref: Presumed

The electricity cupboard was inaccessible during the survey therefore it was presumed that there could be asbestos within.

This has subsequently been replaced.



Item 5 - Ref: Presumed

The main cable sheath was inaccessible as it was live during the survey therefore it has to be presumed that there could be asbestos within.

Photographs of Areas Sampled (Cont)

no photograph
is available

Item 6 – As BS/03

The vinyl floor tiles to the electricity cupboard do not contain asbestos.



Item 7 - Ref: BS/05

The vinyl floor tiles to the floor of the store room do not contain asbestos.

no photograph
is available

Item 8 – As BS/05

The vinyl floor tiles to the floor of corridor 3 do not contain asbestos.

Photographs of Areas Sampled (Cont)

no photograph
is available

Item 9 – As BS/05

The vinyl floor tiles to the cleaners cupboard do not contain asbestos.

no photograph
is available

Item 10 – As BS/01

The sink pad to the washroom does not contain asbestos.

no photograph
is available

Item 11 – As BS/05

The vinyl floor tiles to the Store cupboards 1 & 2 do not contain asbestos.

Photographs of Areas Sampled (Cont)



Item 12 - Ref: BS/06

The fuse flash guards to the cloakroom do not contain asbestos.

no photograph
is available

Item 13 – As BS/05

The vinyl floor tiles to the practical area do not contain asbestos


no photograph
is available

Item 14 – As BS/05

The vinyl floor tiles to the store cupboard 1 & 2 do not contain asbestos.

Photographs of Areas Sampled (Cont)

no photograph
is available



Item 15 – As BS/05

The vinyl floor tiles to the store cupboards do not contain asbestos.

Item 16 – Presumed

The parquet flooring and adhesive to the assembly hall was inaccessible and therefore it is presumed to contain asbestos.

Item 17 – Presumed

The parquet flooring and adhesive in the chair store was inaccessible and therefore it is presumed to contain asbestos.

Photographs of Areas Sampled (Cont)



Item 18 – Ref: BS/07

The ceiling panel to the gas house contains asbestos.

Any change in its appearance should be recorded and passed to Property Services.

no photograph
is available

Item 19 As BS/07

The panel above the door in the gas house contains asbestos.

Any change in its appearance should be recorded and passed to Property Services.



Item 20 – BS/08

The sink pad in the kitchen contains asbestos.

Any change in its appearance should be recorded and passed to Property Services.

Photographs of Areas Sampled (Cont)



Item 21 – As BS/07

The bitumen overspray in the void above the kitchen does not contain asbestos.

no photograph
is available

Item 22 As BS/07

The bitumen overspray in the void above the kitchen WC does not contain asbestos.



Item 23 – Ref: BS/02

The roof felt to the exterior does not contain asbestos.

Photographs of Areas Sampled (Cont)



Item 24 – As 78145-1

The remnant floor covering trapped below the heater cabinet in the headteacher office contains asbestos.

Any change in its appearance should be recorded and passed to Property Services.



Item 25 – As 78145-2

The remnant floor adhesive to the head teachers office contains asbestos.

Any change in its appearance should be recorded and passed to Property Services.



Item 26 – As 78145-2

The remnant floor adhesive in the office contains asbestos.

Any change in its appearance should be recorded and passed to Property Services.

Photographs of Areas Sampled (Cont)



Item 27 – Ref: 78145-1

The remnant floor covering trapped below the heater cabinet in the ICT Room (previously library) contains asbestos.

Any change in its appearance should be recorded and passed to Property Services.



Item 28 – Ref: 78145-2

The remnant floor adhesive to the ICT Room (previously library) contains asbestos.

Any change in its appearance should be recorded and passed to Property Services.



Item 29 – As 78145-1

The remnant floor covering trapped below the heater cabinet in the classroom contains asbestos.

Any change in its appearance should be recorded and passed to Property Services.

Photographs of Areas Sampled (Cont)



Item 30 – As 78145-2

The remnant floor adhesive to the classroom contains asbestos.

Any change in its appearance should be recorded and passed to Property Services.



Item 31 – Ref: 78145-1

The remnant floor covering trapped below the heater cabinet in the classroom contains asbestos.

Any change in its appearance should be recorded and passed to Property Services.



Item 32 – As 78145-2

The remnant floor adhesive to the classroom contains asbestos.

Any change in its appearance should be recorded and passed to Property Services.

Photographs of Areas Sampled (Cont)



Item 33 – Ref: 78145-3

The remnant floor covering trapped below the heater cabinet in the corridor contains asbestos.


Removed March 2018.



Item 34 – As 78145-2

The remnant floor adhesive to the corridor contains asbestos.

Removed March 2018.



Item 35 – As 78145-4

The horizontal strip in the suspended ceiling to the corridor contained asbestos.

This was removed in October 2015.

Photographs of Areas Sampled (Cont)



Item 36 – Ref: 78145-4

The horizontal strip in the suspended ceiling to the ceiling void to the corridor contained asbestos.

This was removed in October 2015.



Item 37 – Ref: 78145-5

The flange gaskets to the pipework in the ceiling void to the corridor contain asbestos.

Any change in its appearance should be recorded and passed to Property Services.



Item 38 – Ref: 78145-7

The adhesive to the wood parquet flooring in the hall does not contain asbestos.

Photographs of Areas Sampled (Cont)



Item 39 – Ref: 78145-8

The fire break to the North West wall in the hall (ceiling void) contains asbestos.

Any change in its appearance should be recorded and passed to Property Services.



Item 40 – Ref 139157-1

The insulation to the WC ceiling void contains asbestos.

Any change in its appearance should be recorded and passed to Property Services.



Item 41 – Ref Presumed

The gasket to the pipework in the void above the kitchen is presumed to contain asbestos.

Any change in its appearance should be recorded and passed to Property Services.

Photographs of Areas Sampled (Cont)

Item 42 – Ref: 139157-2




The insulation board to the void above the corridor does not contain asbestos.

Item 43 – Ref As 139157-2



The insulation board to the void above the staff room does not contain asbestos.

Item 44 – Ref BW004122



The green floor tiles and bitumen adhesive in the Corridor (Room 1) contains asbestos.

Removed March 2018

Photographs of Areas Sampled (Cont)

Item 45 – Ref: 271309-2



The toilet cistern in the kitchen staff toilet and cloakroom (Room 006b) contains asbestos.


Any change in its appearance should be recorded and passed to Property Services.

Item 46 – Ref: 303561-1



The sealant to the ductwork in the KS2 Boiler Room (Room 028) does not contain asbestos.

Item 47 – Ref: 303561-2



The packing to the ductwork penetration to the wall in the KS2 Boiler Room (Room 028) does not contain asbestos.

Photographs of Areas Sampled (Cont)



Item 48 – Ref: 345636-3

The acoustic sink pad in the staff room (Room 008) does not contain asbestos.



Item 49 – Ref: 345636-1

The remnant adhesive to the floor in classroom (room 020) does contain asbestos.

Any change in appearance should be reported to Property Services.

(Screeded over Oct 22 – But residual still in place)



Item 50 – Ref: As 366050-2

The cladding to the beams in the corridor (Room 021 void above suspended ceiling) does not contain asbestos.

Photographs of Areas Sampled (Cont)

Item 51 – Ref: As 366050-3



The cladding to the beams in the classroom (Room 028) localised to wall does not contain asbestos.

Item 52 – Ref: As 366050-3



The cladding to the beams in the classroom (Room 029) void above suspended ceiling does not contain asbestos.

Item 53 – Ref: 345636-2



The remnant adhesive to the floor in classroom (room 029) does contain asbestos.

Any change in appearance should be reported to Property Services.

(Screeded over Oct 22 – But residual still in place)

Photographs of Areas Sampled (Cont)

Item 54 – Ref: As 366050-2



The lining to column in classroom (Rm 020) void above suspended ceiling does not contain asbestos.

Item 55 – Ref: As 366050-2



The cladding to the columns in the corridor (Room 021) localised to wall does not contain asbestos.

Item 56 – Ref: 366050-1



The remnant adhesive to the floor in corridor (room 021) does contain asbestos.

Any change in appearance should be reported to Property Services.

(Screeded over Oct 22 – But residual still in place)

Photographs of Areas Sampled (Cont)



Item 57 – Ref: 345636-2

The remnant adhesive to the floor in classroom (room 028) does contain asbestos.

Any change in appearance should be reported to Property Services.

(Screeded over Oct 22 – But residual still in place)

NO PHOTOGRAPH PROVIDED

Item 58 – Ref: 189850-1

The string to mmmf lagging (top pipe) in the kitchen ceiling void does not contain asbestos.

NO PHOTOGRAPH PROVIDED

Item 59 – Ref: 189850-2

The string to mmmf lagging (bottom pipe) in the kitchen ceiling void does not contain asbestos.

Photographs of Areas Sampled (Cont)

Item 60 – Ref: 209851-2



The bitumen underside of wooden parquet and concrete floor in adj hall in Kitchen (Room 001) does not contain asbestos.

Item 61 – Ref: 209851-1



The filer to floor covering edges in the kitchen (Room 001) does not contain asbestos.

Item 62 – Ref: 303561-1



The sealant to ductwork in the KS2 boiler room (Room 028) does not contain asbestos.


Photographs of Areas Sampled (Cont)

Item 63 – Ref: 303561-2



The packing to ductwork penetration to wall in the KS2 boiler house (Room 028) does not contain asbestos.

Item 64 – Ref: EB000497



The ceiling in the external pump house does not contain asbestos.

Item 65 – Ref: AS006336



The debris beyond ceiling tiles in the assembly Hall/R2 does not contain asbestos.

Photographs of Areas Sampled (Cont)

Item 66 – Ref: AS006369



The panel to the wall in the Hall Store Room/R5 does not contain asbestos.

Item 67 – Ref: AS006370



The fire break within ceiling void in the Nursery Classroom/R6 does contain asbestos.

No access to this area and this must be removed if works in this area.

Item 68 – Ref: AS006371



The ceiling tiles in the Office/R1 does not contain asbestos.

Photographs of Areas Sampled (Cont)

Item 69 – Ref: As AS006371




The ceiling tiles in the Corridor/R1 does not contain asbestos.

Item 70 – Ref: AS006372



The partition wall in the corridor/R1 does not contain asbestos.

Item 71 – Ref: AS006373



The ceiling tiles in the Corridor/R4 does not contain asbestos.

Photographs of Areas Sampled (Cont)

Item 72 – Ref: As AS006373



The ceiling tiles in the Classroom/R4 does not contain asbestos.

Item 73 – Ref: As AS006373



The ceiling tiles Classroom/R4 does not contain asbestos.

Item 74 – Ref: AS006329



The felt to flat roof (External/R2) does not contain asbestos.

Photographs of Areas Sampled (Cont)

Item 75 – Ref: AS006330



The felt to flat roof (External/R2) does not contain asbestos.

Item 76 – Ref: AS006331



The felt to flat roof (External/R2) does not contain asbestos.

Item 77 – Ref: AS006332



The felt to flat roof (External/R2) does not contain asbestos.


Photographs of Areas Sampled (Cont)

Item 78 – Ref: AS006333



The felt to flat roof hatch (External/R2) does not contain asbestos.

Item 79 – Ref: AS006334



The mastic sealant to hatch to roof (External/R2) does not contain asbestos.

Item 80 – Ref: AS006335



The insulation to pipe run within roof hatch (External/R2) does not contain asbestos.

Photographs of Areas Sampled (Cont)



Item 81 – Ref: AS006336

The debris within roof hatch (External/R2) does not contain asbestos.



Item 82 – Ref: AS006337

The residue to timber upstand panels behind external plastic cladding (External/R2) does not contain asbestos.



Item 83 – Ref: AS006338

The gal panels behind plastic cladding and PVCU window frames (External/R2) does not contain asbestos.

Photographs of Areas Sampled (Cont)

Item 84 – Ref: AS006339



The felt packer to plastic cladding corner piece (External/R2) does not contain asbestos.

Item 85 – Ref: AS006340



The debris to timber beam behind plastic cladding (External/R2) does not contain asbestos.

Item 86 – Ref: AS006341



The felt to flat roof (External/R4) does not contain asbestos.

Photographs of Areas Sampled (Cont)

Item 87 – Ref: AS006342



The felt to flat roof (External/R4) does not contain asbestos.

Item 88 – Ref: AS006343



The felt to flat roof (External/R4) does not contain asbestos.

Item 89 – Ref: AS006344



The felt to flat roof (External/R4) does not contain asbestos.

Photographs of Areas Sampled (Cont)

Item 90 – Ref: AS006345



The felt to flat roof
(External/R4) does not contain
asbestos.

Item 91 – Ref: AS006346



The felt to flat roof
(External/R4) does not contain
asbestos.

Item 92 – Ref: AS006347



The felt to flat roof
(External/R4) does not contain
asbestos.

Photographs of Areas Sampled (Cont)

Item 93 – Ref: AS006348




The felt to flat roof
(External/R4) does not contain
asbestos.

Item 94 – Ref: AS006349



The felt to flat roof
(External/R4) does not contain
asbestos.

Item 95 – Ref: AS006350



The felt to flat roof
(External/R4) does not contain
asbestos.

Photographs of Areas Sampled (Cont)

Item 96 – Ref: AS006351



The felt to flat roof (External/R4) does not contain asbestos.

Item 97 – Ref: AS006352



The felt to flat roof (External/R4) does not contain asbestos.

Item 98 – Ref: AS006353



The felt to flat roof (External/R4) does not contain asbestos.

Photographs of Areas Sampled (Cont)

Item 99 – Ref: AS006354



The felt to flat roof (External/R4) does not contain asbestos.

Item 100 – Ref: AS006355



The felt to flat roof (External/R4) does not contain asbestos.

Item 101 – Ref: AS006356



The felt to flat roof (External/R1) does not contain asbestos.

Photographs of Areas Sampled (Cont)



Item 102 – Ref: AS006357

The felt to flat roof
(External/R1) does not contain
asbestos.



Item 103 – Ref: AS006358

The felt to flat roof
(External/R1) does not contain
asbestos.



Item 104 – Ref: AS006359

The felt to flat roof
(External/R1) does not contain
asbestos.

Photographs of Areas Sampled (Cont)

Item 105 – Ref: AS006360



The felt to flat roof (External/R1) does not contain asbestos.

Item 106 – Ref: AS006361



The felt to flat roof (External/R1) does not contain asbestos.

Item 107 – Ref: AS006362



The felt to flat roof (External/R5) does not contain asbestos.

Photographs of Areas Sampled (Cont)

Item 108 – Ref: AS006363



The bitumen base layer between timber and foam (External/R5) does not contain asbestos.

Item 109 – Ref: AS006364



The felt to flat roof (External/R6) does not contain asbestos.

Item 110 – Ref: AS006365



The felt to flat roof (External/R6) does not contain asbestos.

Photographs of Areas Sampled (Cont)

Item 111 – Ref: AS006366



The felt to flat roof (External/R6) does not contain asbestos.

Item 112 – Ref: AS006367



The felt to flat roof (External/R6) does not contain asbestos.

Item 113 – Ref: AS006368



The bitumen to the base layer (External/R6) does not contain asbestos.

Photographs of Areas Sampled (Cont)

**No Photograph
Provided**

Item 114 – Ref: AW0724/11

The column cladding in the Kitchen does not contain asbestos.

**No Photograph
Provided**

Item 115 – Ref: AW0723/11

The wall partitions adjacent to the fridge in the kitchen does not contain asbestos.

**No Photograph
Provided**

Item 116 – Ref: AW0722/11

The wall panel behind sink in the kitchen does not contain asbestos.

Photographs of Areas Sampled (Cont)



Item 117 – Ref: AW0733/11

The debris to the floor in the gas main room does contain asbestos.

This was removed July 2011.

**No Photograph
Provided**

Item 118 – Ref: AW0727/11

The debris in the ceiling void in the corridor (Rm 007) does not contain asbestos.

**No Photograph
Provided**

Item 119 – Ref: As AW0727/11

The debris in the ceiling void in the staff room (Rm 008) does not contain asbestos.

Photographs of Areas Sampled (Cont)



Item 120 – Ref: Presumed

The pipework flange gasket in the ceiling void in the staff room (Rm 008) is presumed to contain asbestos.

Further investigation is required before works should be carried out in this area.



Item 121 – Ref: Presumed

The pipework flange gasket in the ceiling void in the office (Rm 011) is presumed to contain asbestos.

Further investigation is required before works should be carried out in this area.



Item 122 – Ref: AW0729/11

The pipework flange gasket in the ceiling void in the office (Rm 011) is presumed to contain asbestos.

Further investigation is required before works should be carried out in this area.

Photographs of Areas Sampled (Cont)

Item 123 – Ref: AW0730/11



The remains of insulation board in the classroom ceiling void (Rm 033) does contain asbestos.

This was removed July 2011.

Item 124 – Ref: AW0731/11



The horizontal panel in the corridor (Rm 041) does contain asbestos.

Advised by school – removed 2018 – no WCN paperwork

Item 125 – Ref: Presumed



The gasket in the ceiling void in the corridor/cloakroom (Rm 041) is presumed to contain asbestos.

Further investigation is required before works should be carried out in this area.

Photographs of Areas Sampled (Cont)

Item 126 – Ref: 21-39203-1



The mastic to concrete panel jointing compound to walls (Area 2/External) does not contain asbestos.

Item 127 – Ref: Presumed



The lining inside clasp columns in the fire exit hallway (Area 5) is presumed to contain asbestos.

Any change in appearance should be reported to Property Services.

Item 128 – Ref: 22-50659-2



The residual adhesive beneath floor screed in the fire exit hallway (Area 5) contains asbestos.

Any change in appearance should be reported to Property Services.

Photographs of Areas Sampled (Cont)



Item 129 – Ref: 22-50659-3

The string wrap to mmmf lagged pipes in the fire exit hallway (Area 5) does not contain asbestos.



Item 130 – Ref: Presumed

The pipe flanges (gaskets) in the fire exit hallway (Area 5) is presumed to contain asbestos.

Any change in appearance should be reported to Property Services.



Item 131 – Ref: Presumed

The lining inside clasp columns in the electric meter cupboard (Area 6) is presumed to contain asbestos.

Any change in appearance should be reported to Property Services.

Photographs of Areas Sampled (Cont)



Item 132 – Ref: 22-50659-5

The floor tiles and adhesive in the electric meter cupboard (Area 6) does contain asbestos.

Any change in appearance should be reported to Property Services.

(Screeded over Oct 22 – But residual still in place)



Item 133 – Ref: Presumed

The lining inside clasp columns in the staff room (Area 7) is presumed to contain asbestos.

Any change in appearance should be reported to Property Services.



Item 134 – Ref: 22-50659-3

The string wrap to mmmf lagged pipes in the staff room (Area 7) does not contain asbestos.

Photographs of Areas Sampled (Cont)

Item 135 – Ref: 22-50659-6



The ceramic tile adhesive to the walls in the staff room (Area 7) does not contain asbestos.

Item 136 – Ref: 22-50659-7



The sink pad in the staff room (Area 7) does not contain asbestos.

Item 137 – Ref: 22-50659-8



The adhesive beneath screed on the floor in the staff room (Area 7) does contain asbestos.

Any change in appearance should be reported to Property Services.

Photographs of Areas Sampled (Cont)



Item 138 – Ref: Presumed


The lining inside clasp columns in gents toilets (Area 8) is presumed to contain asbestos.

Any change in appearance should be reported to Property Services.



Item 139 – Ref: Presumed

The string wrap to mmmf lagged pipes in the gents toilet (Area 8) does not contain asbestos.



Item 140 – Ref: Presumed

The lining inside clasp columns in ladies toilet (Area 9) is presumed to contain asbestos.

Any change in appearance should be reported to Property Services.

Photographs of Areas Sampled (Cont)

Item 141 – Ref: 22-50659-3



The string wrap to mmmf lagged pipes in the ladies toilet (Area 9) does not contain asbestos.

Item 142 – Ref: Presumed



The lining inside clasp columns in the meeting room (Area 10) is presumed to contain asbestos.

Any change in appearance should be reported to Property Services.

Item 143 – Ref: 22-50659-3



The string wrap to mmmf lagged pipes in the meeting room (Area 10) does not contain asbestos.

Photographs of Areas Sampled (Cont)



Item 144 – Ref: Presumed

The pipe flanges (gaskets) in the meeting room (Area 10) is presumed to contain asbestos.

Any change in appearance should be reported to Property Services.



Item 145 – Ref: Presumed

The lining inside clasp columns in the store cupboard (Area 11) is presumed to contain asbestos.

Any change in appearance should be reported to Property Services.



Item 146 – Ref: 22-50659-3

The string wrap to mmmf lagged pipes in the store cupboard (Area 11) does not contain asbestos.

Photographs of Areas Sampled (Cont)



Item 147 – Ref: 22-50659-9

The floor tiles and adhesive in the store cupboard (Area 11) does contain asbestos.

Any change in appearance should be reported to Property Services.

(Screeded over Oct 22 – But residual still in place)



Item 148 – Ref: Presumed

The lining inside clasp columns in the store cupboard (Area 11) is presumed to contain asbestos.

Any change in appearance should be reported to Property Services.



Item 149 – Ref: 22-50659-3

The string wrap to mmmf lagged pipes in the store cupboard (Area 12) does not contain asbestos.

Photographs of Areas Sampled (Cont)

Item 150 – Ref: 22-50659-9



The floor tiles and adhesive in the store cupboard (Area 12) does contain asbestos.

Any change in appearance should be reported to Property Services.

(Screeded over Oct 22 – But residual still in place)

Item 151 – Ref: Presumed



The lining inside clasp columns in the corridor (Area 13) is presumed to contain asbestos.

Any change in appearance should be reported to Property Services.

Item 152 – Ref: 22-50659-3



The string wrap to mmmf lagged pipes in the corridor (Area 13) does not contain asbestos.

Photographs of Areas Sampled (Cont)



Item 153 – Ref: 22-50659-10

The residual adhesive beneath the screed in the head teachers office (Area 14) does contain asbestos.

Any change in appearance should be reported to Property Services.



Item 154 – Ref: Presumed

The lining inside clasp columns in the headteachers office (Area 14) is presumed to contain asbestos.

Any change in appearance should be reported to Property Services.



Item 155 – Ref: 22-50659-3

The string wrap to mmmf lagged pipes in the corridor (Area 13) does not contain asbestos.

Photographs of Areas Sampled (Cont)



Item 156 – Ref: Presumed

The pipe flanges (gaskets) in the headteachers office (Area 14) is presumed to contain asbestos.

Any change in appearance should be reported to Property Services.



Item 157 – Ref: Presumed

The lining inside clasp columns in the headteachers store cupboard (Area 15) is presumed to contain asbestos.

Any change in appearance should be reported to Property Services.



Item 158 – Ref: 22-50659-3

The string wrap to mmmf lagged pipes in the corridor (Area 13) does not contain asbestos.


Photographs of Areas Sampled (Cont)



Item 159 – Ref: Presumed

The pipe flanges (gaskets) in the headteachers store (Area 15) is presumed to contain asbestos.

Any change in appearance should be reported to Property Services.



Item 160 – Ref: 22-50659-9

The floor tiles and adhesive in the headteachers store (Area 15) does contain asbestos.

Any change in appearance should be reported to Property Services.

(Screeded over Oct 22 – But residual still in place)



Item 161 – Ref: Presumed

The lining inside clasp columns in the deputy headteachers office and cupboard (Area 16) is presumed to contain asbestos.

Any change in appearance should be reported to Property Services.


Photographs of Areas Sampled (Cont)

Item 162 – Ref: 22-50659-3



The string wrap to mmmf lagged pipes in the deputy headteachers office and cupboard (Area 16) does not contain asbestos.

Item 163 – Ref: 22-50659-11



The floor residue to the ICT room and cupboards (Area 17) does to contain asbestos.

Any change in appearance should be reported to Property Services.

(Screeded over Oct 22 – But residual still in place)

Item 164 – Ref: Presumed



The lining inside clasp columns in the ICT room and cupboards (Area 17) is presumed to contain asbestos.

Any change in appearance should be reported to Property Services.

Photographs of Areas Sampled (Cont)

Item 165 – Ref: 22-50659-9




The floor tiles and adhesive in the ICT room and cupboards (Area 17) does contain asbestos.

Any change in appearance should be reported to Property Services.

(Screeded over Oct 22 – But residual still in place)

Item 166 – Ref: 22-50659-12



The floor residue to the Year 2 classroom and cupboards (Area 18) does to contain asbestos.

Any change in appearance should be reported to Property Services.

(Screeded over Oct 22 – But residual still in place)

Item 167 – Ref: Presumed



The lining inside clasp columns in the Year 2 Classroom and cupboards (Area 18) is presumed to contain asbestos.

Any change in appearance should be reported to Property Services.

Photographs of Areas Sampled (Cont)

Item 168 – Ref: 22-50659-3



The string wrap to mmmf lagged pipes in the Year 2 Classroom and cupboards (Area 18) does not contain asbestos.

Item 169 – Ref: 22-50659-13



The floor adhesive to the Year 1 classroom and cupboards (Area 19) does to contain asbestos.

Any change in appearance should be reported to Property Services.

(Screeded over Oct 22 – But residual still in place)

Item 170 – Ref: Presumed



The lining inside clasp columns in the Year 1 Classroom and cupboards (Area 19) is presumed to contain asbestos.

Any change in appearance should be reported to Property Services.

Photographs of Areas Sampled (Cont)

Item 171 – Ref: 22-50659-3



The string wrap to mmmf lagged pipes in the Year 2 Classroom and cupboards (Area 18) does not contain asbestos.


Item 172 – Ref: Presumed



The lining inside clasp columns in the utility room (Area 20) is presumed to contain asbestos.

Any change in appearance should be reported to Property Services.

Item 173 – Ref: Presumed



The lining inside clasp columns in the cleaners cupboard (Area 21) is presumed to contain asbestos.

Any change in appearance should be reported to Property Services.

Photographs of Areas Sampled (Cont)

Item 174 – Ref: 22-50659-3



The string wrap to mmmf lagged pipes in the Year 2 Classroom and cupboards (Area 18) does not contain asbestos.


Item 175 – Ref: Presumed



The lining inside clasp columns in the foundation stage classroom (Area 20) is presumed to contain asbestos.

Any change in appearance should be reported to Property Services.

Item 176 – Ref: 22-50659-15



The residual adhesive beneath floor screed in the foundation office 1 (Area 23) contains asbestos.

Any change in appearance should be reported to Property Services.

Photographs of Areas Sampled (Cont)

Item 177 – Ref: Presumed



The lining inside clasp columns in the foundation office 1 (Area 23) is presumed to contain asbestos.

Any change in appearance should be reported to Property Services.

Item 178 – Ref: 22-50659-3



The string wrap to mmmf lagged pipes in the foundation office 1 (Area 23) does not contain asbestos.

Item 179 – Ref: 22-50659-15



The residual adhesive beneath floor screed in the foundation office 2 (Area 24) contains asbestos.

Any change in appearance should be reported to Property Services.

Photographs of Areas Sampled (Cont)



Item 180 – Ref: Presumed

The lining inside clasp columns in the foundation office 2 (Area 24) is presumed to contain asbestos.

Any change in appearance should be reported to Property Services.



Item 181 – Ref: 22-50659-3

The string wrap to mmmf lagged pipes in the foundation office 2 (Area 22) does not contain asbestos.



Item 182 – Ref: Presumed

The lining inside clasp columns in the foundation bathroom (Area 25) is presumed to contain asbestos.

Any change in appearance should be reported to Property Services.

Photographs of Areas Sampled (Cont)

Item 183 – Ref: 22-50659-3



The string wrap to mmmf lagged pipes in the foundation bathroom (Area 25) does not contain asbestos.

Item 184 – Ref: 22-50659-14



The floor adhesive to the foundation store room (Area 26) does to contain asbestos.

Item 185 – Ref: Presumed



The lining inside clasp columns in the foundation store room (Area 26) is presumed to contain asbestos.

Any change in appearance should be reported to Property Services.

Photographs of Areas Sampled (Cont)

Item 186 – Ref: 22-50659-16



The residual adhesive below parquet flooring and carpet in the Hall (Area 27) does not contain asbestos.

Item 187 – Ref: Presumed



The lining inside clasp columns in the hall (Area 27) is presumed to contain asbestos.

Any change in appearance should be reported to Property Services.

Item 188 – Ref: 22-50659-



The string wrap to mmmf lagged pipes in the hall (Area 27) does not contain asbestos.

Photographs of Areas Sampled (Cont)

Item 189 – Ref: Presumed



The lining inside clasp columns in the hall store 1 (Area 28) is presumed to contain asbestos.

Any change in appearance should be reported to Property Services.

Item 190 – Ref: 22-50659-3



The string wrap to mmmf lagged pipes in the hall store 1 (Area 28) does not contain asbestos.

Item 191 – Ref: Presumed



The lining inside clasp columns in the hall store 2 (Area 29) is presumed to contain asbestos.

Any change in appearance should be reported to Property Services.

Photographs of Areas Sampled (Cont)

Item 192 – Ref: 22-50659-3



The string wrap to mmmf lagged pipes in the hall store 2 (Area 29) does not contain asbestos.

Item 193 – Ref: 22-50659-17



The boards to walls in the conservatory and store cupboard (Area 31) do not contain asbestos.

Item 194 – Ref: Presumed



The lining inside clasp columns in the conservatory and store cupboard (Area 31) is presumed to contain asbestos.

Any change in appearance should be reported to Property Services.

Photographs of Areas Sampled (Cont)

Item 195 – Ref: 22-53465-1



The cavity wall insulation to the internal wall void (Area 2) does not contain asbestos.


Item 196– Ref: Presumed



The column cladding in Classroom (G/002) is presumed to contain asbestos.

Any change in appearance should be reported to Property Services.

Item 197 – Ref: Presumed



The column cladding in Classroom (G/003) is presumed to contain asbestos.

Any change in appearance should be reported to Property Services.

Five Simple Steps to Asbestos Management

Each property has a nominated site asbestos monitoring officer (SAMO). The SAMO is responsible for maintaining this register and ensuring all necessary personnel are aware of the register including all maintenance, construction and service installers; undertaking periodic inspections and liaising with the Departmental Asbestos Co-ordinator and the Asbestos Manager in Property Services as necessary.

The SAMO's role is very important but this guide is hoped to ensure the requirements are easy and simple to follow.

Step 1 – Receiving the Register

The SAMO is the tenant.

And the person is responsible for the register, where it is located and that it is kept up to date.

The register contains a plan of the premises and a photographic schedule of where the asbestos is and what risk is associated.

The SAMO must make all employees aware of the locations and should let any contractors entering the building view the register before any work is started.

Step 2 – Periodic Inspections

The SAMO must look at the locations photographed and compare the asbestos now to when the photograph was taken and complete the checklist attached (Form 2).

The checklists are to be completed periodically in accordance with the schedule attached.

Should the SAMO come across some asbestos which has been disturbed, whether during refurbishment works or during the normal course of wear and tear, they should complete Form 4 as far as possible and contact Property Services for advice and remedial action.

In the meantime, they should ensure that access to the area containing the disturbed or damaged asbestos is prohibited until Property Services has made recommendations.

Step 3 – Planned Work

All planned works that may disturb or danger any asbestos indicated, should be reported to Property Services using form 3 at least 21 days before the work is due to commence.

Step 4 – Contractors on Site

If a contractor arrives on site, the SAMO must:

- a. Make sure they read/view the register
- b. Get contractor to sign register to say he has read it (Form1).
- c. Get confirmation from the contractor that proposed works will not disturb any asbestos areas.
- d. If area is disturbed that was not identified in Register, advise Property Services immediately and complete Form 4.

Step 5 – Monitoring the Register

On completion of work get contractor to sign to say they didn't disturb any areas.

If alterations have occurred details should be forwarded to Property Services.

If you, as SAMO, are to leave your post, please notify your Departmental Co-ordinator to appoint another person and notify Property Services and the front of your register.

In the event of an exposure of asbestos, please refer to the schools site specific emergency procedures in the Asbestos Management Plan. However, as a minimum:

- Seal the area off completely. (Lock the area off if possible and post a notice on the door, "No access - Contact ")
- If there is any air movement systems within the premises, shut it off.
- Contact the Asbestos Manager on 07557938966 immediately. Who will arrange for any remedial works / air monitoring.
- Start to complete the "Registration of Disturbances" form, which is in your register (Section 10 in the new style register).

Once the remedial works have been carried out and a clear air test certificate has been issued. Access to the area can be re-opened.

In the event that you are unable to contact the Asbestos Manager, please contact the Civic Centre on 520 5555 and ask for assistance from a building surveyor. Out of hours ring the City Alarm and Emergency Control room on 553 1999.

Central Safety can be contacted on 561 2311.

In the event of a fire (or drill), the asbestos register must be taken outside to show the emergency services.

Commonly Asked Questions.

- **How often should SAMO's undertake inspections of asbestos containing materials?**
The Asbestos Manager will inform the SAMO of how often the inspections should be undertaken.
- **What should a SAMO do if the asbestos containing materials are disturbed or damaged?**
The SAMO should prohibit access to the areas until the Asbestos Manager in Property Services has been contacted and given recommendations.
- **Can employees put up decorations onto asbestos containing materials?**
No decorations should be attached to asbestos containing materials. However, it is understood that some decoration is already attached to asbestos containing materials and these should be left in place.
- **Can a room with asbestos containing materials in the ceiling and wall be painted?**
Yes, as long as the material is not rubbed or sanded down, as this may result in the release of asbestos fibres.
- **Why isn't all asbestos containing materials removed from buildings?**
Because it is safer to leave asbestos containing materials in good condition in buildings. Removing the materials will result in a greater risk to health because of the consequential release of fibres.
- **When will asbestos containing material be removed from my building?**
Asbestos containing materials will be removed if work involves the disturbance of the material e.g. during the refurbishment or dismantling of part of the building or structure.
- **What should a SAMO do if he/she has had no training in use of the register?**
The SAMO should ring the Departmental Co-ordinator who will arrange training.

Form 2Inspection Schedule

Picture	Location	Risk	Inspection Frequency	Date of return
<i>Item 1</i>	<i>No asbestos</i>	<i>is present</i>		
<i>Item 2</i>	<i>No asbestos</i>	<i>is present</i>		
<i>Item 3</i>	<i>No asbestos</i>	<i>is present</i>		
<i>Item 4</i>	<i>No asbestos</i>	<i>is present</i>		
Item 5	Inaccessible			
<i>Item 6</i>	<i>No asbestos</i>	<i>is present</i>		
<i>Item 7</i>	<i>No asbestos</i>	<i>is present</i>		
<i>Item 8</i>	<i>No asbestos</i>	<i>is present</i>		
<i>Item 9</i>	<i>No asbestos</i>	<i>is present</i>		
<i>Item 10</i>	<i>No asbestos</i>	<i>is present</i>		
<i>Item 11</i>	<i>No asbestos</i>	<i>is present</i>		
<i>Item 12</i>	<i>No asbestos</i>	<i>is present</i>		
<i>Item 13</i>	<i>No asbestos</i>	<i>is present</i>		
<i>Item 14</i>	<i>No asbestos</i>	<i>is present</i>		
<i>Item 15</i>	<i>No asbestos</i>	<i>is present</i>		
Item 16	Floor – Main assembly hall	Very Low	12 monthly	03.01.27
Item 17	Floor - Chair stores	Very Low	12 monthly	03.01.27
Item 18	Ceiling panel - gas house	Low	6 monthly	03.07.26
Item 19	Panel above door – gas house	Low	6 monthly	03.07.26
Item 20	Sink pad – Kitchen	Very Low	12 monthly	03.01.27
<i>Item 21</i>	<i>No asbestos</i>	<i>is present</i>		
<i>Item 22</i>	<i>No asbestos</i>	<i>is present</i>		
<i>Item 23</i>	<i>No asbestos</i>	<i>is present</i>		
Item 24	Remnant flooring – head teachers office	Very Low	12 monthly	03.01.27
Item 25	Remnant floor adhesive – Head teachers office	Very Low	12 monthly	03.01.27
Item 26	Remnant floor adhesive – Office	Very Low	12 monthly	03.01.27
Item 27	Remnant flooring – ICT Rm (previously Library)	Very Low	12 monthly	03.01.27
Item 28	Remnant adhesive – ICT Rm (previously Library)	Very Low	12 monthly	03.01.27
Item 29	Remnant flooring – Classroom	Very Low	12 monthly	03.01.27
Item 30	Remnant adhesive –	Very Low	12 monthly	03.01.27

	Classroom			
Item 31	Remnant flooring – Classroom	Very Low	12 monthly	03.01.27
Item 32	Remnant adhesive – Classroom	Very Low	12 monthly	03.01.27
Item 33	Floor tile – Corridor	Very Low	Removed	March 2018
Item 34	Remnant adhesive – Corridor	Very Low	Removed	March 2018
Item 35	Ceiling strip – Corridor	Low	Removed	October 2015
Item 36	Ceiling strip (Ceiling void) – Corridor	Low	Removed	October 2015
Item 37	Pipe work gasket – (Ceiling void) – Corridor	Very Low	12 monthly	Do not inspect
Item 38	No asbestos	Is present		
Item 39	Firebreak – (Ceiling Void) – Hall	Low	6 monthly	Do not inspect
Item 40	Insulation (WC Void above)	Low	6 monthly	Do not inspect
Item 41	Gasket to pipework (Kitchen void)	Presumed	12 monthly	Do not inspect
Item 42	No asbestos	Is present		
Item 43	No asbestos	Is present		
Item 44	Floor tiles and adhesive (Corridor)	Very Low	Removed	March 2018
Item 45	Toilet Cistern (Kitchen staff toilet)	Very Low Risk	12 monthly	03.01.27
Item 46	No asbestos	Is present		
Item 47	No asbestos	Is present		
Item 48	No asbestos	Is present		
Item 49	Remnant adhesive to floor (Classroom/Rm20)	Very Low Risk	12 monthly	23.07.26
Item 50	No asbestos	Is present		
Item 51	No asbestos	Is present		
Item 52	No asbestos	Is present		
Item 53	Remnant adhesive to floor (Classroom/Rm29)	Very Low Risk	12 monthly	23.07.26
Item 54	No asbestos	Is present		
Item 55	No asbestos	Is present		
Item 56	Remnant adhesive to floor (Corridor/Rm21)	Very Low Risk	12 monthly	23.07.26

Item 57	Remnant adhesive to floor (Classroom/Rm28)	Very Low Risk	12 monthly	23.07.26
Item 58	No asbestos	Is present		
Item 59	No asbestos	Is present		
Item 60	No asbestos	Is present		
Item 61	No asbestos	Is present		
Item 62	No asbestos	Is present		
Item 63	No asbestos	Is present		
Item 64	No asbestos	Is present		
Item 65	No asbestos	Is present		
Item 66	No asbestos	Is present		
Item 67	Fire break within ceiling void (R6/Nursery classroom)	Very Low Risk	12 monthly	Do not inspect
Item 68	No asbestos	Is present		
Item 69	No asbestos	Is present		
Item 70	No asbestos	Is present		
Item 71	No asbestos	Is present		
Item 72	No asbestos	Is present		
Item 73	No asbestos	Is present		
Item 74	No asbestos	Is present		
Item 75	No asbestos	Is present		
Item 76	No asbestos	Is present		
Item 77	No asbestos	Is present		
Item 78	No asbestos	Is present		
Item 79	No asbestos	Is present		
Item 80	No asbestos	Is present		
Item 81	No asbestos	Is present		
Item 82	No asbestos	Is present		
Item 83	No asbestos	Is present		
Item 84	No asbestos	Is present		
Item 85	No asbestos	Is present		
Item 86	No asbestos	Is present		
Item 87	No asbestos	Is present		
Item 88	No asbestos	Is present		
Item 89	No asbestos	Is present		
Item 90	No asbestos	Is present		
Item 91	No asbestos	Is present		
Item 92	No asbestos	Is present		
Item 93	No asbestos	Is present		
Item 94	No asbestos	Is present		
Item 95	No asbestos	Is present		
Item 96	No asbestos	Is present		
Item 97	No asbestos	Is present		

Item 98	No asbestos	Is present		
Item 99	No asbestos	Is present		
Item 100	No asbestos	Is present		
Item 101	No asbestos	Is present		
Item 102	No asbestos	Is present		
Item 103	No asbestos	Is present		
Item 104	No asbestos	Is present		
Item 105	No asbestos	Is present		
Item 106	No asbestos	Is present		
Item 107	No asbestos	Is present		
Item 108	No asbestos	Is present		
Item 109	No asbestos	Is present		
Item 110	No asbestos	Is present		
Item 111	No asbestos	Is present		
Item 112	No asbestos	Is present		
Item 113	No asbestos	Is present		
Item 114	No asbestos	Is present		
Item 115	No asbestos	Is present		
Item 116	No asbestos	Is present		
Item 117	Floor Debris (Gas Main)		Removed	July 2011
Item 118	No asbestos	Is present		
Item 119	No asbestos	Is present		
Item 120	Gasket Ceiling void (Staff Room)	Very Low Risk	12 monthly	Do not inspect
Item 121	Gasket Ceiling void (Office)	Very Low Risk	12 monthly	Do not inspect
Item 122	Fire breaks (Toilets Ceiling Void)	Low	6 monthly	Do not inspect
Item 123	Remains of insulating board (Classroom ceiling void)		Removed	July 2011
Item 124	Horizontal panel (Corridor/Rm 041)	Low	Advised by school that removed – no WCNs	March 2018
Item 125	Gasket Ceiling void (Corridor/Cloakroom Rm 041)	Very Low Risk	12 monthly	Do not inspect
Item 126	No asbestos	Is present		
Item 127	Lining inside clasp columns (Fire exit hallway/Area 5)	Low	6 monthly	Do not inspect
Item 128	Residual adhesive beneath floor screed (Fire exit hallway/Area 5)	Very Low Risk	12 monthly	12.07.26

Item 129	No asbestos	Is present		
Item 130	Pipe flanges (Gaskets) (Fire exit hallway/Area 5)	Low	6 monthly	03.07.26
Item 131	Lining inside clasp columns (Cupboard Electric Meter/Area 6)	Low	6 monthly	Do not inspect
Item 132	Floor tiles and adhesive (Cupboard Electric Meter/Area 6)	Very Low Risk	12 monthly	12.07.26
Item 133	Lining inside clasp columns (Staff Room/Area 7)	Low	6 monthly	Do not inspect
Item 134	No asbestos	Is present		
Item 135	No asbestos	Is present		
Item 136	No asbestos	Is present		
Item 137	No asbestos	Is present		
Item 138	Lining inside clasp columns (Gents toilet/Area 8)	Low	6 monthly	Do not inspect
Item 139	No asbestos	Is present		
Item 140	Lining inside clasp columns (Ladies toilet/Area 9)	Low	6 monthly	Do not inspect
Item 141	No asbestos	Is present		
Item 142	Lining inside clasp columns (Meeting Room/Area 10)	Low	6 monthly	Do not inspect
Item 143	No asbestos	Is present		
Item 144	Pipe flanges (Gaskets) (Meeting Room/Area 10)	Low	6 monthly	03.01.26
Item 145	Lining inside clasp columns (Store Cupboard/Area 11)	Low	6 monthly	Do not inspect
Item 146	No asbestos	Is present		
Item 147	Floor tiles and adhesive (Store Cupboard/Area 11)	Very Low Risk	12 monthly	12.07.26
Item 148	Lining inside clasp columns (Store Cupboard/Area 12)	Low	6 monthly	Do not inspect
Item 149	No asbestos	Is present		
Item 150	Floor tiles and adhesive (Store	Very Low Risk	12 monthly	12.07.26

	Cupboard/Area 12)			
Item 151	Lining inside clasp columns (Corridor/Area 13)	Low	6 monthly	Do not inspect
Item 152	No asbestos	Is present		
Item 153	Residual adhesive beneath screed (Headteachers Office/Area 14)	Very Low Risk	12 monthly	12.07.26
Item 154	Lining inside clasp columns (Headteachers Office/Area 14)	Low	6 monthly	Do not inspect
Item 155	No asbestos	Is present		
Item 156	Pipe flanges (Gaskets) (Headteachers Office/Area 14)	Low	6 monthly	03.07.26
Item 157	Lining inside clasp columns (Headteachers Store Cupboard/Area 15)	Low	6 monthly	Do not inspect
Item 158	No asbestos	Is present		
Item 159	Pipe flanges (Gaskets) (Headteachers Store Cupboard/Area 15)	Low	6 monthly	03.07.26
Item 160	Floor tiles and adhesive (Headteachers Store Cupboard/Area 15)	Very Low Risk	12 monthly	12.07.26
Item 161	Lining inside clasp columns (Deputy Headteachers Office and Cupboard/Area 16)	Low	6 monthly	Do not inspect
Item 162	No asbestos	Is present		
Item 163	Residual adhesive (ICT room and cupboard/Area 17)	Very Low Risk	12 monthly	12.07.26
Item 164	Lining inside clasp columns (ICT room and Cupboard/Area 17)	Low	6 monthly	Do not inspect
Item 165	Floor tiles and adhesive (ICT room and Cupboard/Area	Very Low Risk	12 monthly	12.07.26

	17)			
Item 166	Residual adhesive (Year 2 Classroom and cupboards/Area 18)	Very Low Risk	12 monthly	12.07.26
Item 167	Lining inside clasp columns (Year 2 Classroom and cupboards/Area 18)	Low	6 monthly	Do not inspect
Item 168	No asbestos	Is present		
Item 169	Adhesive to floor (Year 1 Classroom and Cupboards/Area 19)	Very Low Risk	12 monthly	12.07.26
Item 170	Lining inside clasp columns (Year 1 Classroom and cupboards/Area 19)	Low	6 monthly	Do not inspect
Item 171	No asbestos	Is present		
Item 172	Lining inside clasp columns (Utility Room/Area 20)	Low	6 monthly	Do not inspect
Item 173	Lining inside clasp columns (Cleaners Cupboard/Area 21)	Low	6 monthly	Do not inspect
Item 174	No asbestos	Is present		
Item 175	Lining inside clasp columns (Foundation Stage Classroom/Area 22)	Low	6 monthly	Do not inspect
Item 176	Residual adhesive beneath floor screed (Foundation Office 1/Area 23)	Very Low Risk	12 monthly	12.07.26
Item 177	Lining inside clasp columns (Foundation Office 1/Area 23)	Low	6 monthly	Do not inspect
Item 178	No asbestos	Is present		
Item 179	Residual adhesive beneath floor screed (Foundation Office 2/Area 24)	Very Low Risk	12 monthly	12.07.26
Item 180	Lining inside clasp columns (Foundation Office 2/Area 24)	Low	6 monthly	Do not inspect

<i>Item 181</i>	<i>No asbestos</i>	<i>Is present</i>		
Item 182	Lining inside clasp columns (Foundation Bathroom/Area 25)	Low	6 monthly	Do not inspect
<i>Item 183</i>	<i>No asbestos</i>	<i>Is present</i>		
<i>Item 184</i>	<i>No asbestos</i>	<i>Is present</i>		
Item 185	Lining inside clasp columns (Foundation store room/Area 26)	Low	6 monthly	Do not inspect
<i>Item 186</i>	<i>No asbestos</i>	<i>Is present</i>		
Item 187	Lining inside clasp columns (Hall/Area 27)	Low	6 monthly	Do not inspect
<i>Item 188</i>	<i>No asbestos</i>	<i>Is present</i>		
Item 189	Lining inside clasp columns (Hall store 1/Area 28)	Low	6 monthly	Do not inspect
<i>Item 190</i>	<i>No asbestos</i>	<i>Is present</i>		
Item 191	Lining inside clasp columns (Hall store 2/Area 29)	Low	6 monthly	Do not inspect
<i>Item 192</i>	<i>No asbestos</i>	<i>Is present</i>		
<i>Item 193</i>	<i>No asbestos</i>	<i>Is present</i>		
Item 194	Lining inside clasp columns (Conservatory and store cupboard)	Low	6 monthly	Do not inspect
<i>Item 195</i>	<i>No asbestos</i>	<i>Is present</i>		
Item 196	Column Cladding (Classroom G/002)	Low	6 monthly	Do not inspect
Item 197	Column Cladding (Boiler Room G/003)	Low	6 monthly	Do not inspect

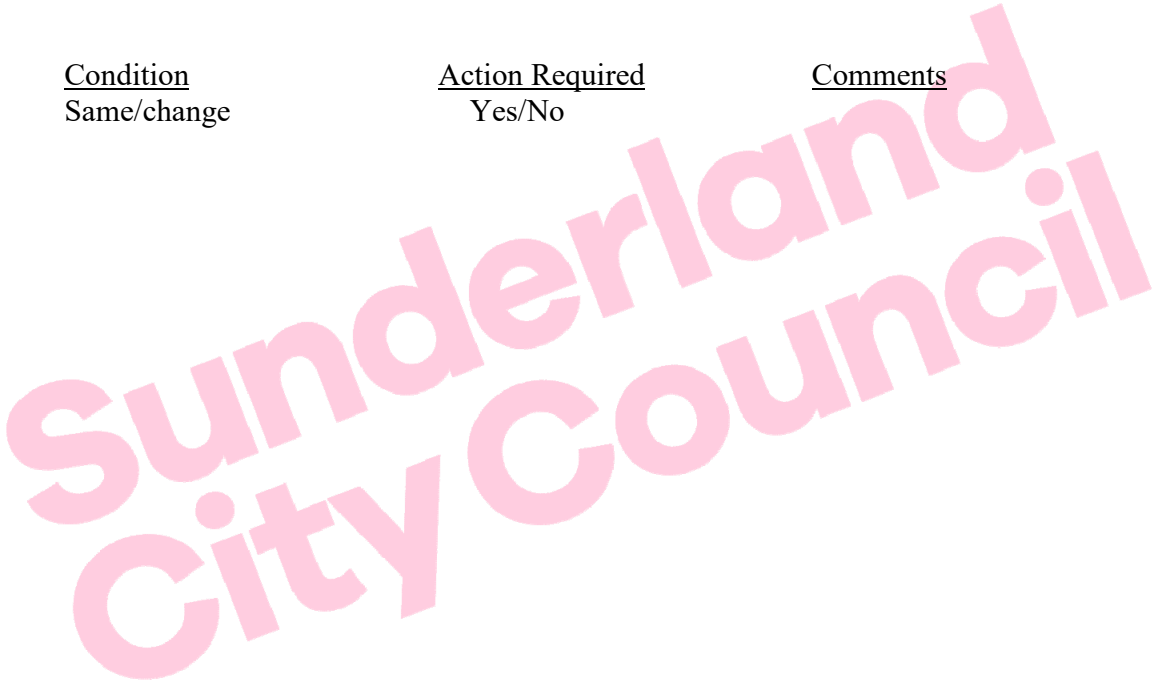
Periodic Return

School	
Date of Inspection	
Inspection By (signature)	
Print Name	

Good Practice Guidance:

- Take photographs of ACMs for each inspection and store for future reference
- Compare previous photographs with current condition state to determine whether there has been any deterioration since the last inspection
- Replace missing/damaged asbestos labels/stickers

Ref: Condition Action Required Comments
 Same/change Yes/No



For Office Use Only

Actions Required	
Actions Completed	
Alterations to Register	